



US00D426954S

United States Patent [19] Tavernier

[11] **Patent Number: Des. 426,954**
[45] **Date of Patent: ** Jun. 27, 2000**

[54] **DISPLAY HOLDER FOR TEETH**

5,621,990 4/1997 Blandchard 40/124.06

[76] Inventor: **Leslie Chez Tavernier**, 2538 Skimmer Ct., Pleasanton, Calif. 94566

Primary Examiner—Susan J. Lucas
Assistant Examiner—Jennifer Rivard
Attorney, Agent, or Firm—Goldstein & Canino

[**] Term: **14 Years**

[57] **CLAIM**

[21] Appl. No.: **29/090,074**

The ornamental design for a display holder for teeth, as shown and described.

[22] Filed: **Jun. 29, 1998**

[51] **LOC (7) Cl.** **03-01**

[52] **U.S. Cl.** **D3/270; D19/30**

[58] **Field of Search** D20/10, 29, 31;
D24/176; D3/294, 271, 270; 206/83, 63.5;
40/124.06; D19/26, 30

DESCRIPTION

FIG. 1 is a diagrammatic perspective view of the display holder for teeth, shown in the open position.

FIG. 2 is a diagrammatic perspective view of the display holder for teeth, shown in the closed position.

FIG. 3 is a rear elevational view of the display holder for teeth in the closed position.

FIG. 4 is a left side elevational view thereof.

FIG. 5 is a right side elevational view thereof; and,


FIG. 6 is top plan view of the display holder for teeth in the closed position, the bottom plan view being a mirror image of the top view.

[56] **References Cited**

U.S. PATENT DOCUMENTS

D. 315,954	4/1991	Berland	D24/10
4,694,956	9/1987	Sims	206/83
4,775,318	10/1988	Breslin	433/26
4,888,251	12/1989	Nakada	428/542.4
4,923,058	5/1990	Dennison	206/83
5,303,819	4/1994	Goldberg	206/83

1 Claim, 2 Drawing Sheets






Fig. 1



Fig. 2



Fig. 4




Fig. 3



Fig. 5




Fig. 6