



US00D426936S

United States Patent [19]
Shaffer

[11] **Patent Number: Des. 426,936**
[45] **Date of Patent: ** Jun. 27, 2000**

[54] **SWIMSUIT WITH FLOATATION MEMBERS**

[75] Inventor: **Christopher K. Shaffer**, Agoura Hills, Calif.

[73] Assignee: **Swimfree, LLC**, Malibu, Calif.

[**] Term: **14 Years**

[21] Appl. No.: **29/089,704**

[22] Filed: **Jun. 19, 1998**

[51] **LOC (7) Cl.** **02-02**

[52] **U.S. Cl.** **D2/731**

[58] **Field of Search** D2/731, 700-708, D2/717, 718, 732, 733; 2/1, 67, 92, 114, 267; D21/803, 804, 805; 441/102

[56] **References Cited**

U.S. PATENT DOCUMENTS

- 262,703 8/1882 Sibley .
- D. 293,960 2/1988 Berenson .
- D. 333,903 3/1993 Meredith D2/731 X
- D. 359,097 6/1995 Crandall et al. D2/731
- 1,084,106 1/1914 Pelton .
- 1,529,737 3/1925 Elfenson .
- 1,547,097 7/1925 Curle .
- 1,580,439 4/1926 Meilland .
- 1,693,779 12/1928 Franke .
- 1,742,368 1/1930 Nunez .
- 1,800,960 4/1931 Savard .
- 1,803,898 5/1931 Diamond .
- 1,854,378 4/1932 Mattson .
- 2,019,086 10/1935 Milne .
- 2,197,228 4/1940 Then .
- 2,346,019 4/1944 Gerich .
- 2,490,556 12/1949 Spack .
- 3,098,248 7/1963 Geier .
- 3,130,424 4/1964 Santangelo .

- 3,134,993 6/1964 McCoy .
- 4,097,947 7/1978 Kiefer .
- 4,397,636 8/1983 Ganshaw .
- 4,619,622 10/1986 McDonald et al. .
- 5,013,271 5/1991 Bartlett .
- 5,030,153 7/1991 Bailey .
- 5,184,968 2/1993 Michalochick et al. .
- 5,295,765 3/1994 Choi .
- 5,413,485 5/1995 Adee .
- 5,459,874 10/1995 Meredith .
- 5,502,842 4/1996 Wagner .
- 5,586,340 12/1996 Russo .
- 5,605,482 2/1997 Choy .
- 5,759,076 6/1998 Bateman et al. .

FOREIGN PATENT DOCUMENTS

316454 8/1929 United Kingdom .

Primary Examiner—Louis S. Zarfaz
Assistant Examiner—Catherine R. Oliver
Attorney, Agent, or Firm—Pretty, Schroeder, & Poplawski

[57] **CLAIM**

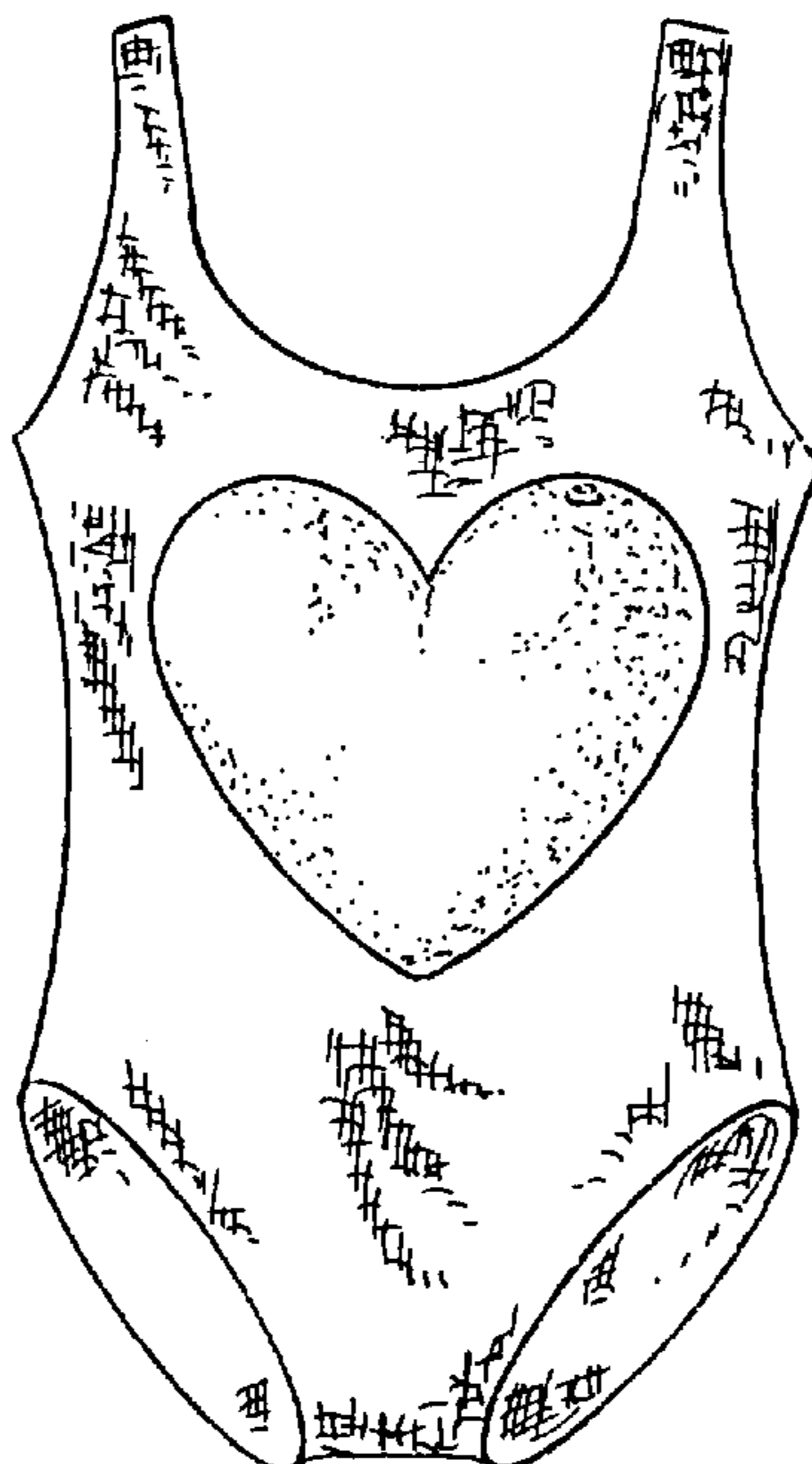
The ornamental design for a swimsuit with flotation members, as shown and described.

DESCRIPTION

FIG. 1 is a perspective view of the swimsuit with flotation members showing my new design;
FIG. 2 is a front elevational view thereof;
FIG. 3 is a rear elevational view thereof;
FIG. 4 is a side elevational view, the opposite side being a mirror image thereof;
FIG. 5 is a top plan view thereof; and,
FIG. 6 is bottom plan view.

The broken line showing of environment in FIG. 1 is for illustrative purposes only and forms no part of the claimed design.

1 Claim, 1 Drawing Sheet



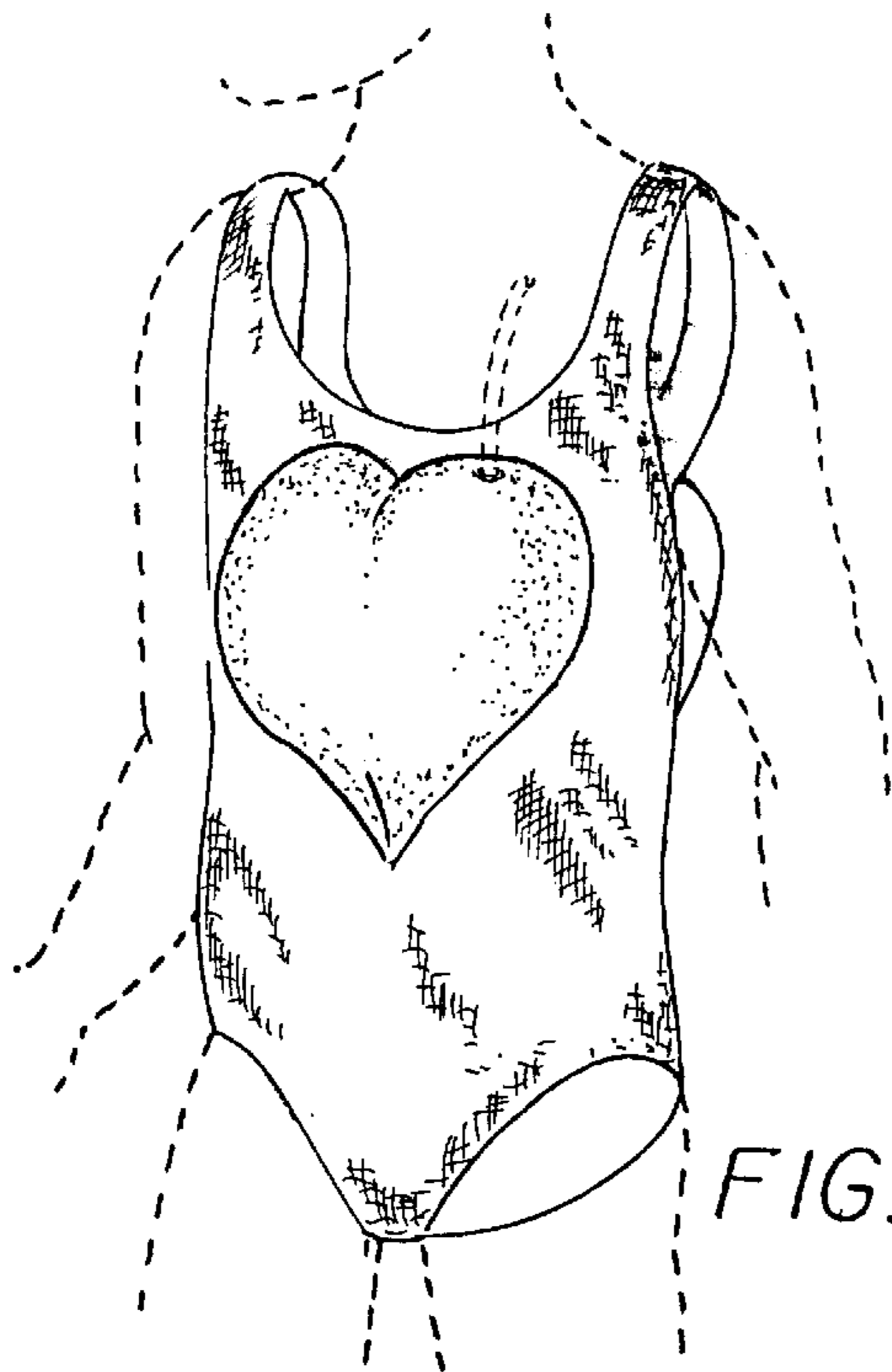


FIG. 1

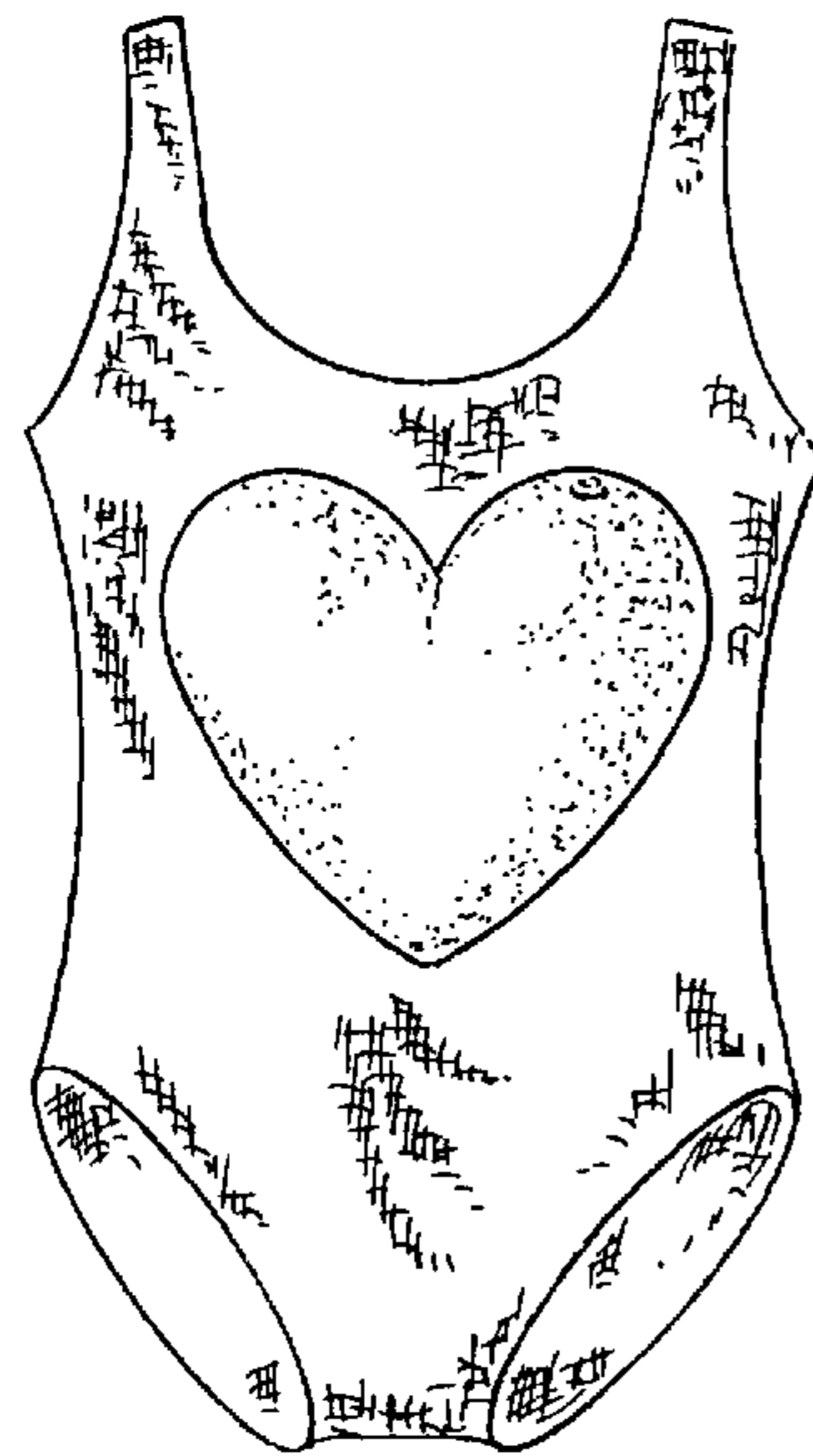


FIG. 2

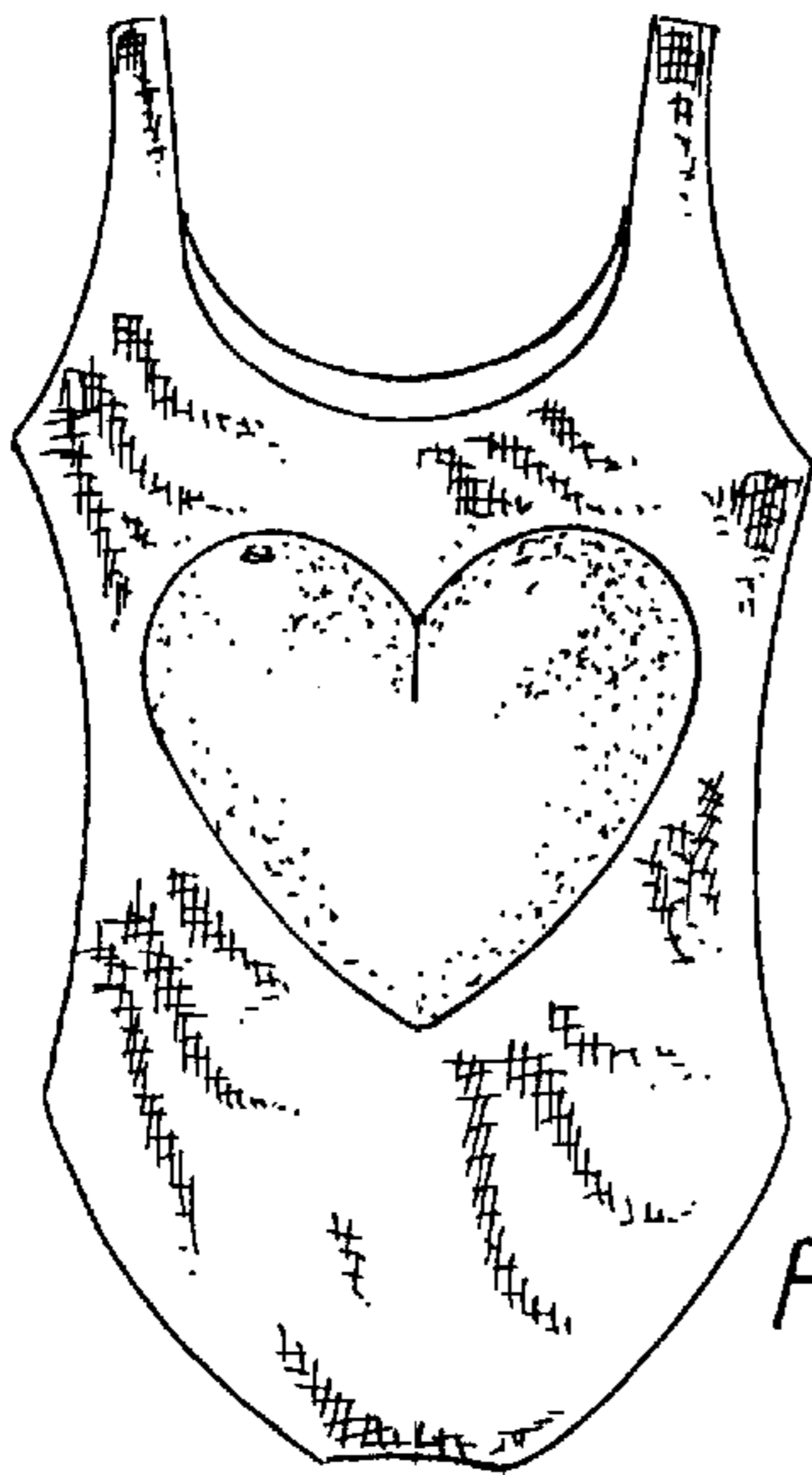


FIG. 3

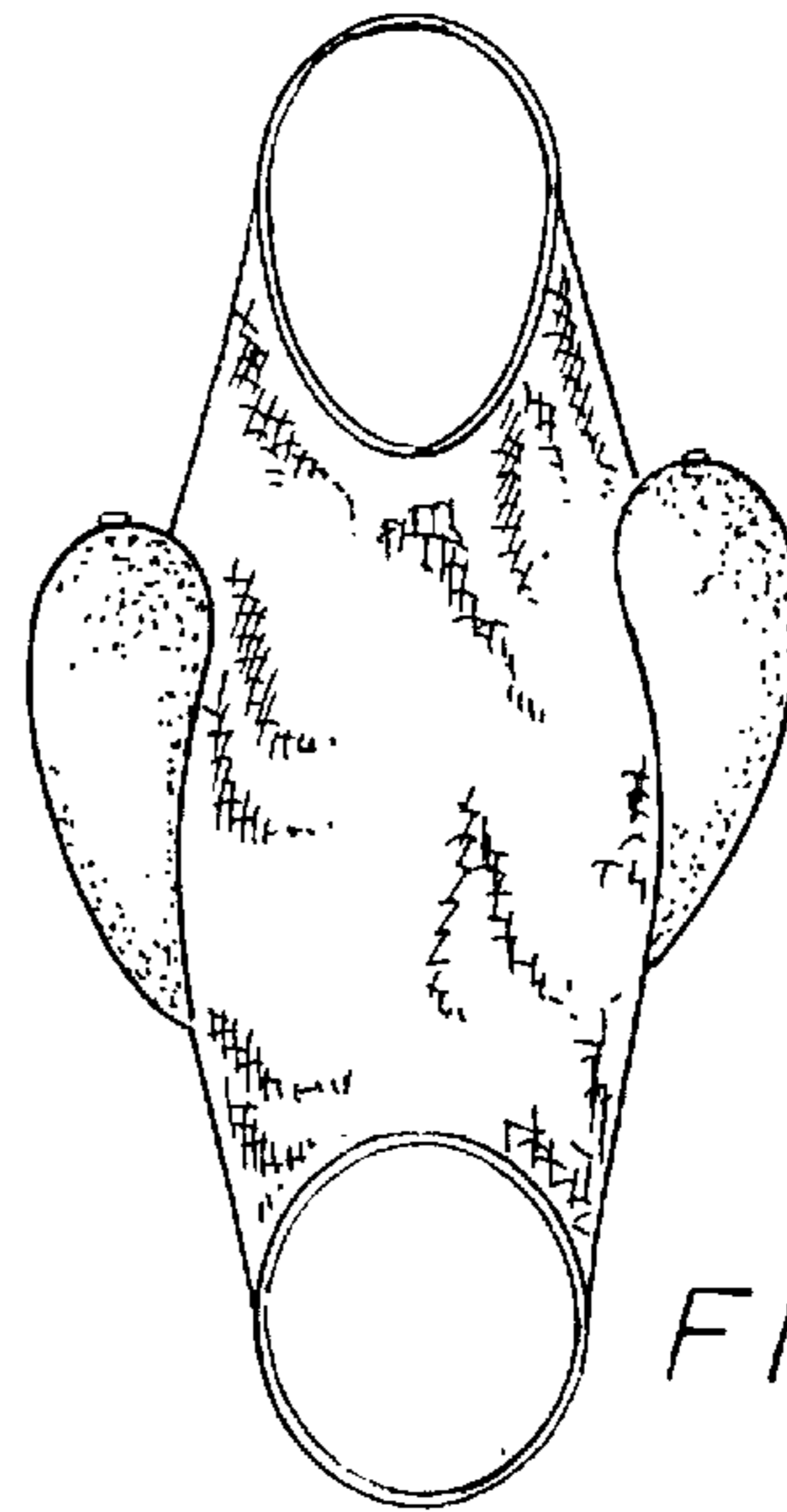


FIG. 4

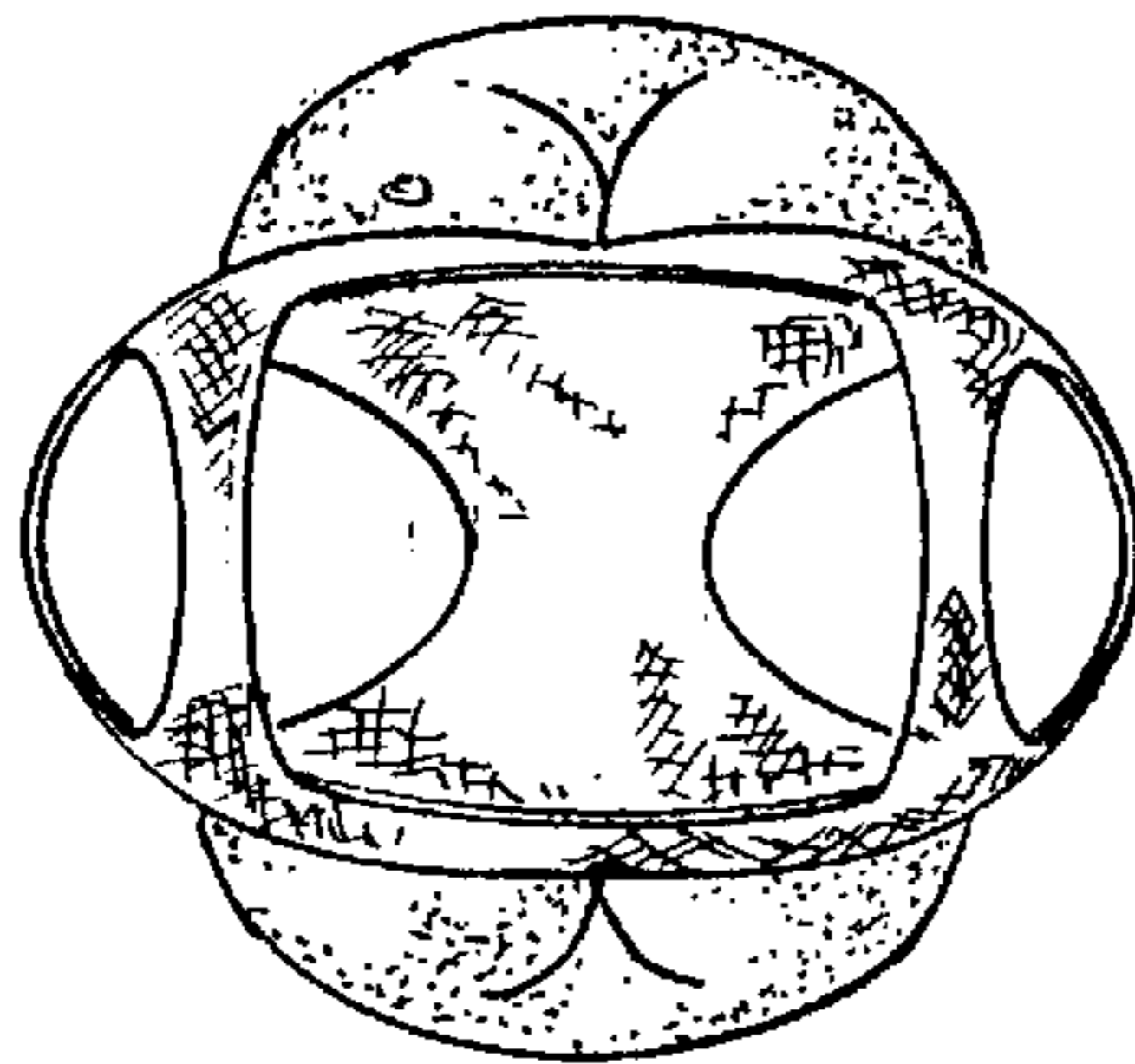


FIG. 5

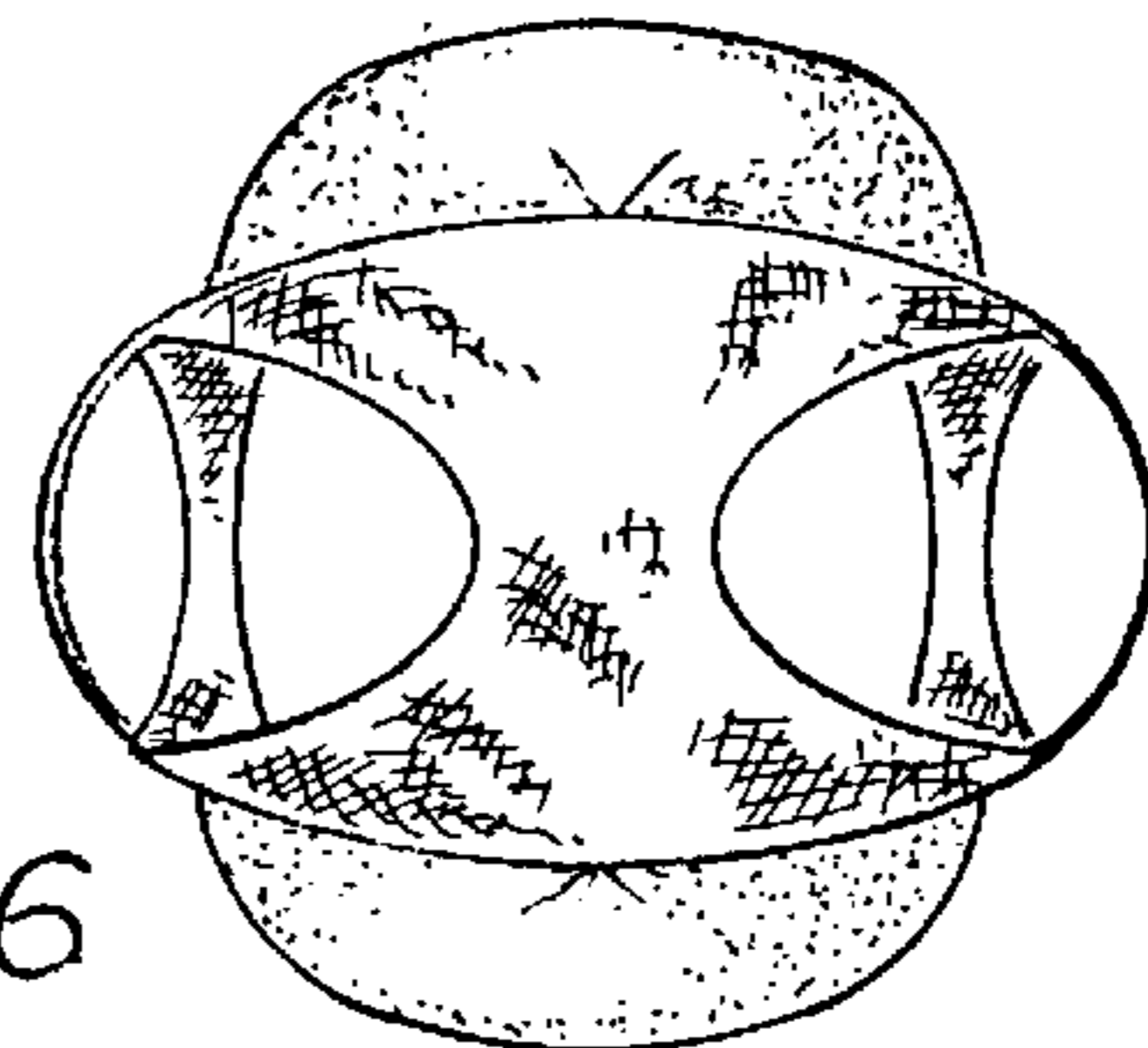


FIG. 6