



US00D426934S

United States Patent [19]

Powell et al.

[11] Patent Number: **Des. 426,934**

[45] Date of Patent: **** Jun. 20, 2000**

[54] **DECORATIVE MAILBOX**

[76] Inventors: **Keith W Powell; Steve A Powell**, both of 935 Elmwood Ave., Westchester, Pa. 19380

[**] Term: **14 Years**

[21] Appl. No.: **29/109,286**

[22] Filed: **Aug. 12, 1999**

[51] **LOC (7) Cl.** **99-00**

[52] **U.S. Cl.** **D99/30**

[58] **Field of Search** D99/29, 30, 31, D99/32, 33; 232/19, 20, 27, 39; D21/424, 433, 548, 549, 550; 446/446; D2/869, 871, 877; D9/308; D14/114

[56] **References Cited**

U.S. PATENT DOCUMENTS

- D. 248,580 7/1978 Luttrell et al. D99/30
- D. 346,266 4/1994 Tingler D99/30
- D. 347,927 6/1994 Martin D99/30
- D. 371,888 7/1996 Tingler D99/30
- D. 386,399 11/1997 Stokely et al. D9/308

- D. 393,536 4/1998 Buffer et al. D2/869
- D. 400,341 11/1998 House D2/869
- D. 404,027 1/1999 Bush D14/114
- D. 411,906 7/1999 Ely et al. D99/30
- D. 413,422 8/1999 Colbert et al. D99/30

Primary Examiner—Paula A. Mortimer


[57] **CLAIM**

The ornamental design for a decorative mailbox, as shown.

DESCRIPTION

FIG. 1 is a front elevational view of the decorative mailbox of the present invention;
 FIG. 2 is a back elevational view of the decorative mailbox of FIG. 1;
 FIG. 3 is a left side elevational view of the decorative mailbox of FIG. 1;
 FIG. 4 is a right side elevational view of the decorative mailbox of FIG. 1;
 FIG. 5 is a top plan view of the decorative mailbox of FIG. 1; and,
 FIG. 6 is a bottom plan view of the decorative mailbox of FIG. 1.

1 Claim, 3 Drawing Sheets






Fig. 1




Fig. 2




Fig. 3




Fig. 4




Fig. 5

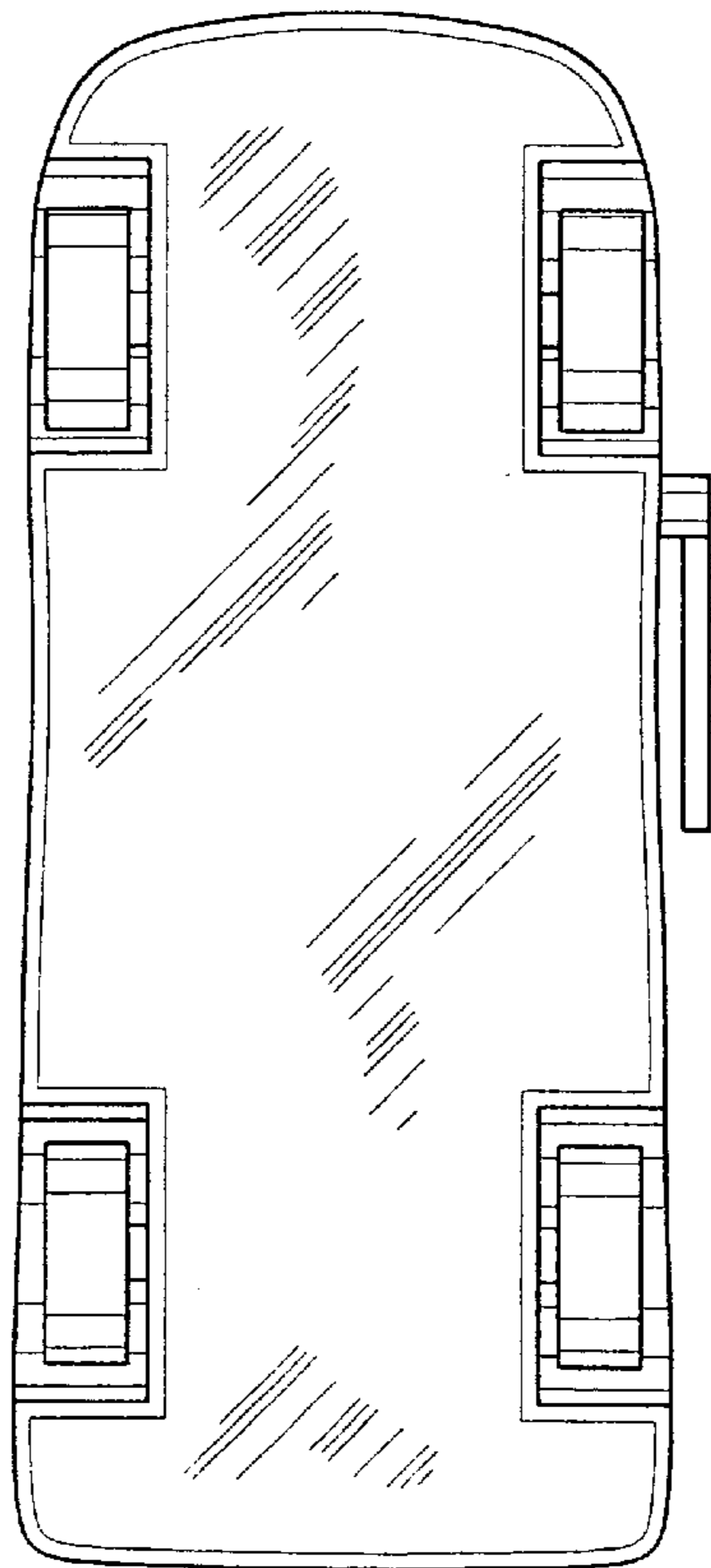


Fig. 6