



US00D426926S

United States Patent [19] Julien

[11] **Patent Number: Des. 426,926**

[45] **Date of Patent: ** Jun. 20, 2000**

[54] **GLOVE HOLDER**

[76] Inventor: **Oscar D. Julien**, RR#2, Hd
Chezzetcook, 3 Fathom Hbr. N.S.,
Canada, B0J 1N0

[**] Term: **14 Years**

[21] Appl. No.: **29/097,106**

[22] Filed: **Nov. 30, 1998**

[30] **Foreign Application Priority Data**

Jun. 8, 1998 [CA] Canada 1998-1394

[51] **LOC (7) Cl.** **07-05**

[52] **U.S. Cl.** **D32/59**

[58] **Field of Search** D32/58, 59; D3/329;
34/103, 104, 107; 223/78, 79, 80

[56] **References Cited**

U.S. PATENT DOCUMENTS

D. 195,137 4/1963 Jennings, Jr. D32/59

| | | | |
|------------|---------|-------------------|----------|
| 215,347 | 5/1879 | Graham | 34/103 |
| D. 391,720 | 3/1998 | Schoenewolf | D32/59 |
| D. 393,573 | 4/1998 | Caldwell | D32/59 X |
| 1,562,631 | 11/1925 | Goltman | 34/103 |
| 2,524,285 | 10/1950 | Cheam | 223/78 |
| 3,409,142 | 11/1968 | Mechaneck | 223/78 |

Primary Examiner—Susan J. Lucas
Assistant Examiner—Cynthia E Ramirez

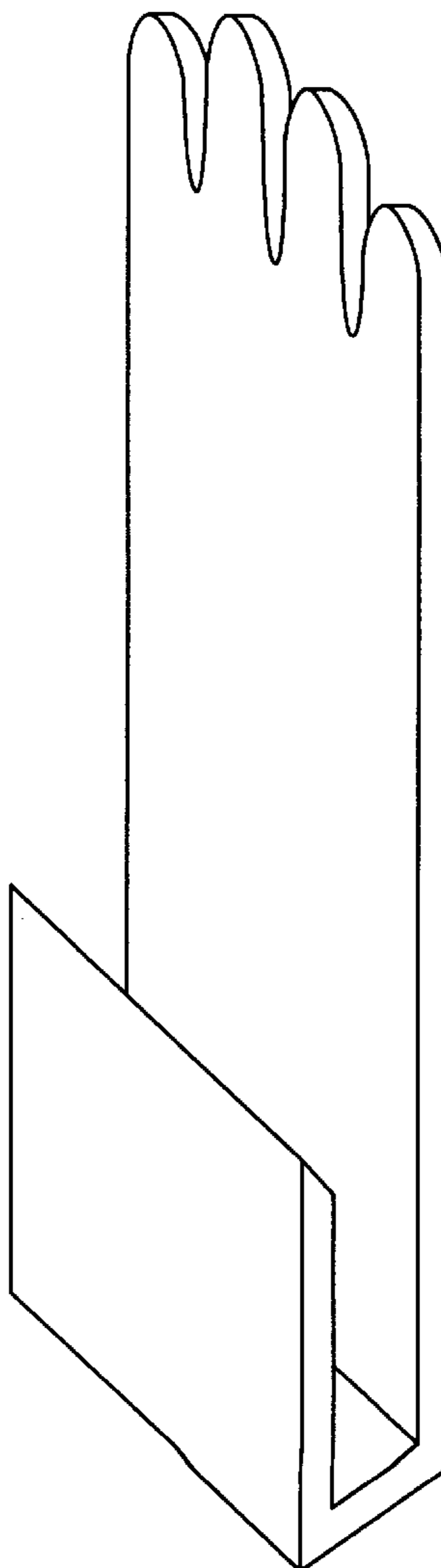
[57] **CLAIM**

The ornamental design for a glove holder, as shown and described.

DESCRIPTION

FIG. 1 is a front elevational view of a glove holder showing my new design;
FIG. 2 is a left side elevational view thereof, the right side being a mirror image; and,
FIG. 3 is a rear perspective view thereof.

1 Claim, 1 Drawing Sheet






Fig. 1




Fig. 2

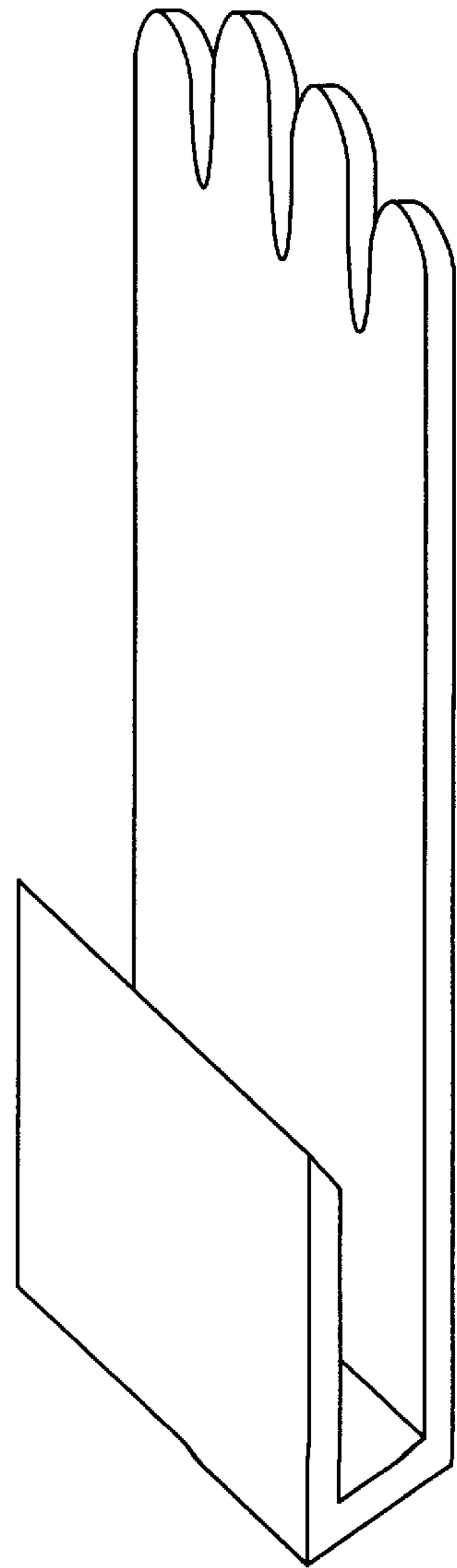


Fig. 3