



US00D426918S

United States Patent [19] Greene

[11] Patent Number: **Des. 426,918**

[45] Date of Patent: **** Jun. 20, 2000**

[54] **RAZOR HAVING FINGER RETAINER**

[76] Inventor: **Todd M. Greene**, 529 Montana Ave., #7, Santa Monica, Calif. 90403

[**] Term: **14 Years**

[21] Appl. No.: **29/102,483**

[22] Filed: **Mar. 25, 1999**

[51] **LOC (7) Cl.** **28-03**

[52] **U.S. Cl.** **D28/48**

[58] **Field of Search** D28/44-48; 30/32, 30/34.05, 47, 526, 535, 537, 291, 298

[56] **References Cited**

U.S. PATENT DOCUMENTS

D. 146,759	5/1947	Brown	D28/46
D. 250,664	12/1978	Kruger et al.	D28/46
D. 304,773	11/1989	Beuchat	D28/46
D. 346,880	5/1994	Meisner et al.	D28/48
D. 351,925	10/1994	Meisner et al.	D28/48
D. 355,049	1/1995	Yasui	D28/48
D. 386,821	11/1997	Shurtleff et al.	D28/48
D. 402,403	12/1998	Motta et al.	D28/48
1,201,317	10/1916	Lishawa	30/298
1,418,191	5/1922	McGarvey	30/50
2,286,553	6/1942	Krigbaum	30/527
2,367,571	1/1945	Gaide	30/41
2,534,861	12/1950	Foltis	30/47
2,720,696	10/1955	Wadsworth	30/41.5
2,918,685	12/1959	Sundstrom	15/4
3,262,204	7/1966	Holthaus	30/298
3,314,146	4/1967	Cooksey	30/43.6
4,167,059	9/1979	Iten	30/32
5,038,479	8/1991	Davis	30/298

5,050,301	9/1991	Apprille, Jr.	30/529
5,060,385	10/1991	Newsom	30/287
5,129,157	7/1992	Wood	30/526
5,157,835	10/1992	Lazarchik et al.	30/533
5,340,067	8/1994	Martin et al.	248/118.5
5,341,535	8/1994	O'Brien	15/22.4
5,497,551	3/1996	Apprille, Jr.	30/526
5,555,892	9/1996	Tipton	128/757
5,903,978	5/1999	Prochaska et al.	30/34.05

FOREIGN PATENT DOCUMENTS

2636558	3/1990	France	30/FOR 1
2701123	7/1978	Germany	30/FOR 105
2265105	9/1993	United Kingdom	

Primary Examiner—Ted Shooman
Assistant Examiner—C Tuttle
Attorney, Agent, or Firm—Cislo & Thomas LLP

[57] **CLAIM**

The ornamental design for a razor having finger retainer, as shown and described.

DESCRIPTION

FIG. 1 is a perspective view of my new razor having finger retainer, the broken line showing of the razor cartridge is for illustrative purposes only and forms no part of the claimed design;
FIG. 2 is a front view thereof;
FIG. 3 is a back view thereof;
FIG. 4 is a top view thereof;
FIG. 5 is a right side elevational view thereof with the left side elevational view being a mirror image thereof; and,
FIG. 6 is a bottom view thereof.

1 Claim, 2 Drawing Sheets

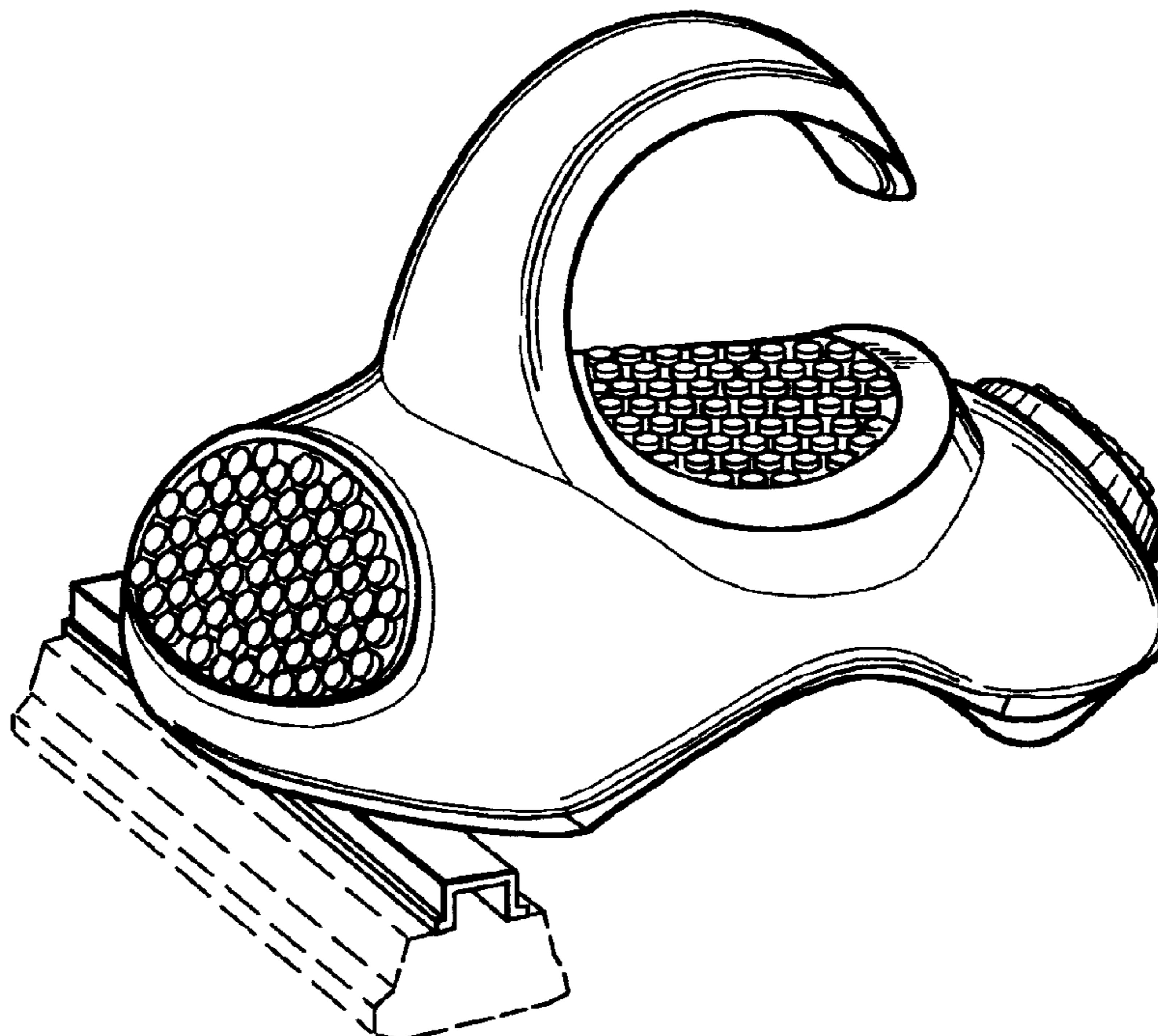


Fig. 1.

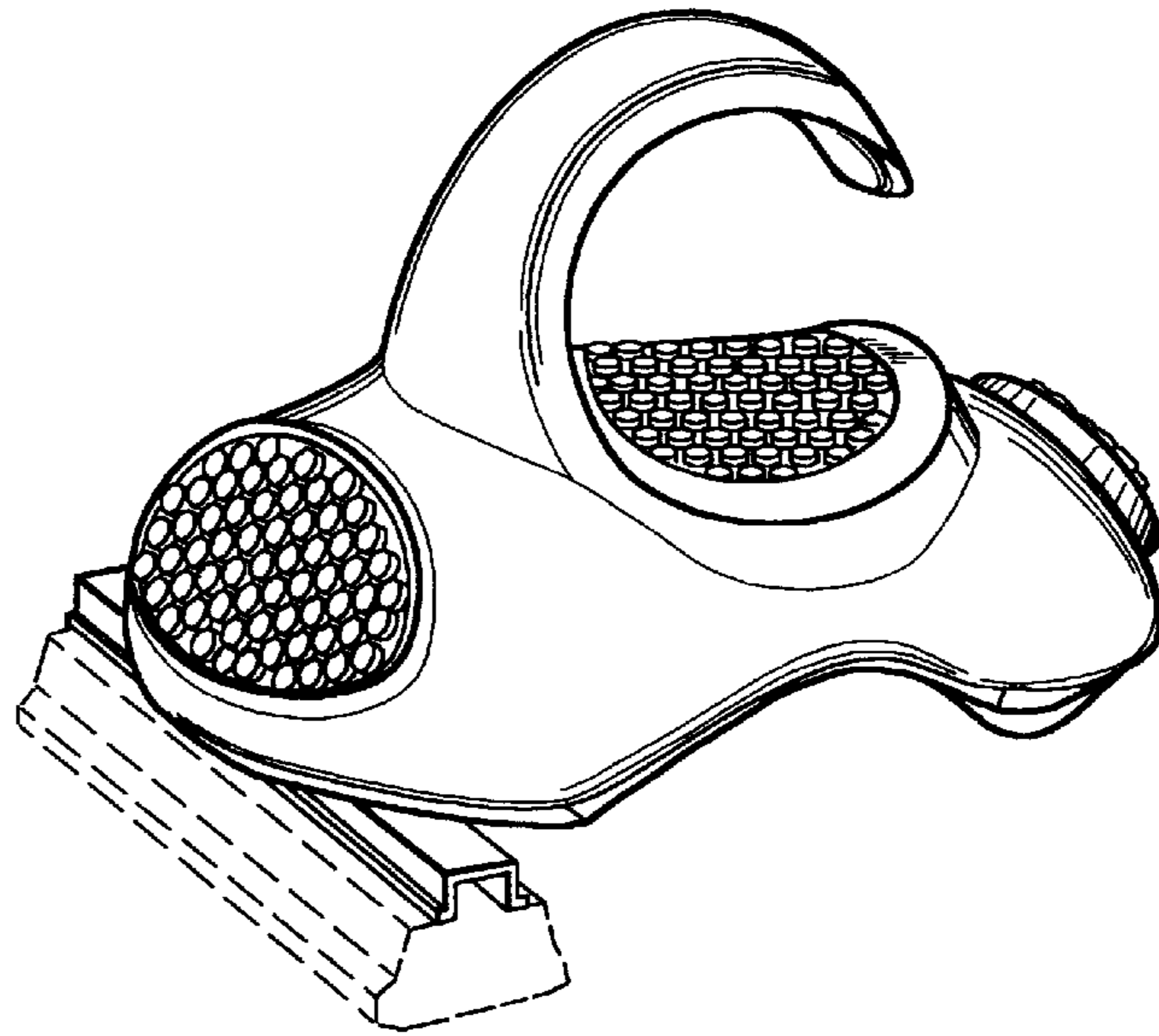


Fig. 2.

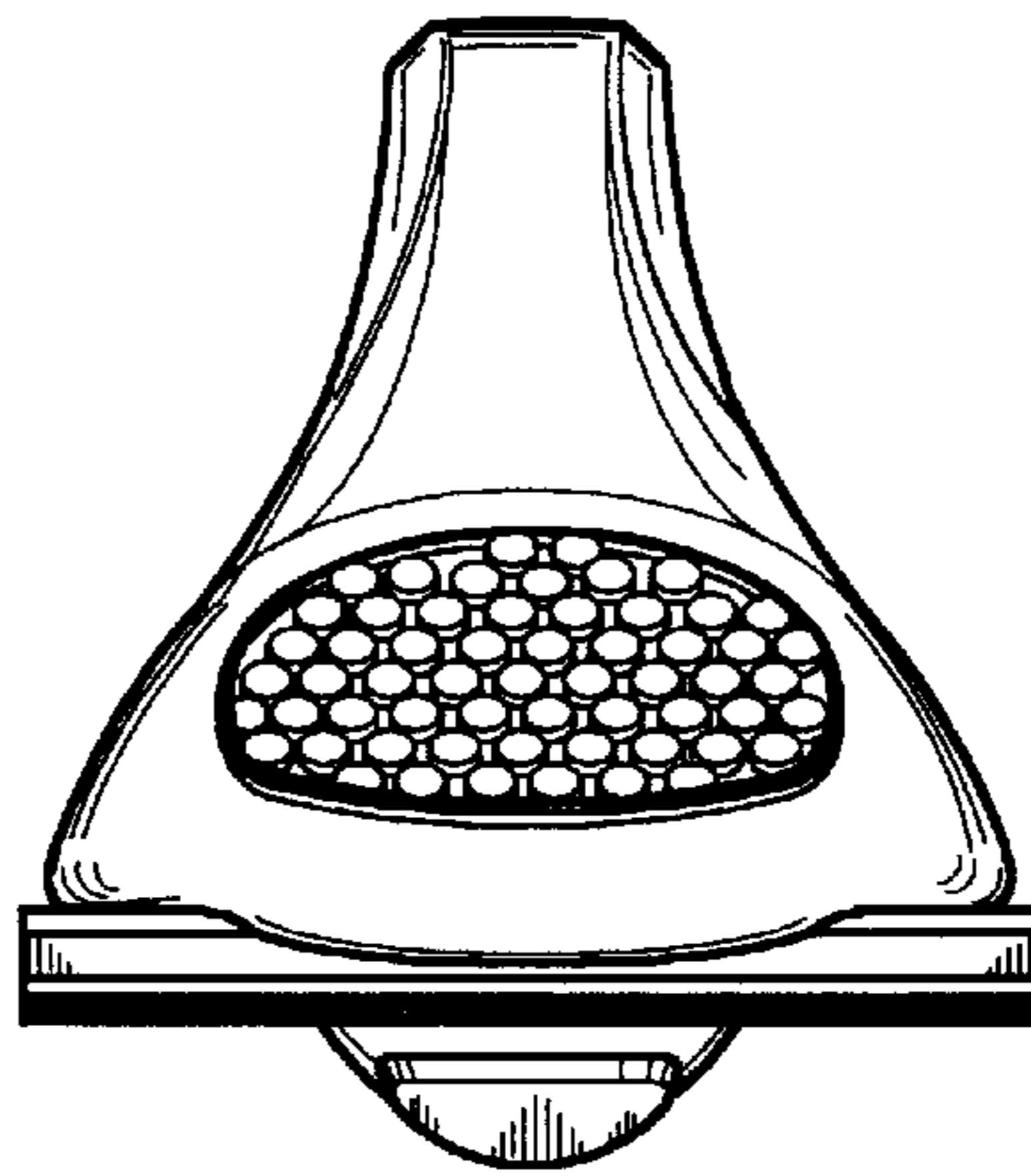


Fig. 3.

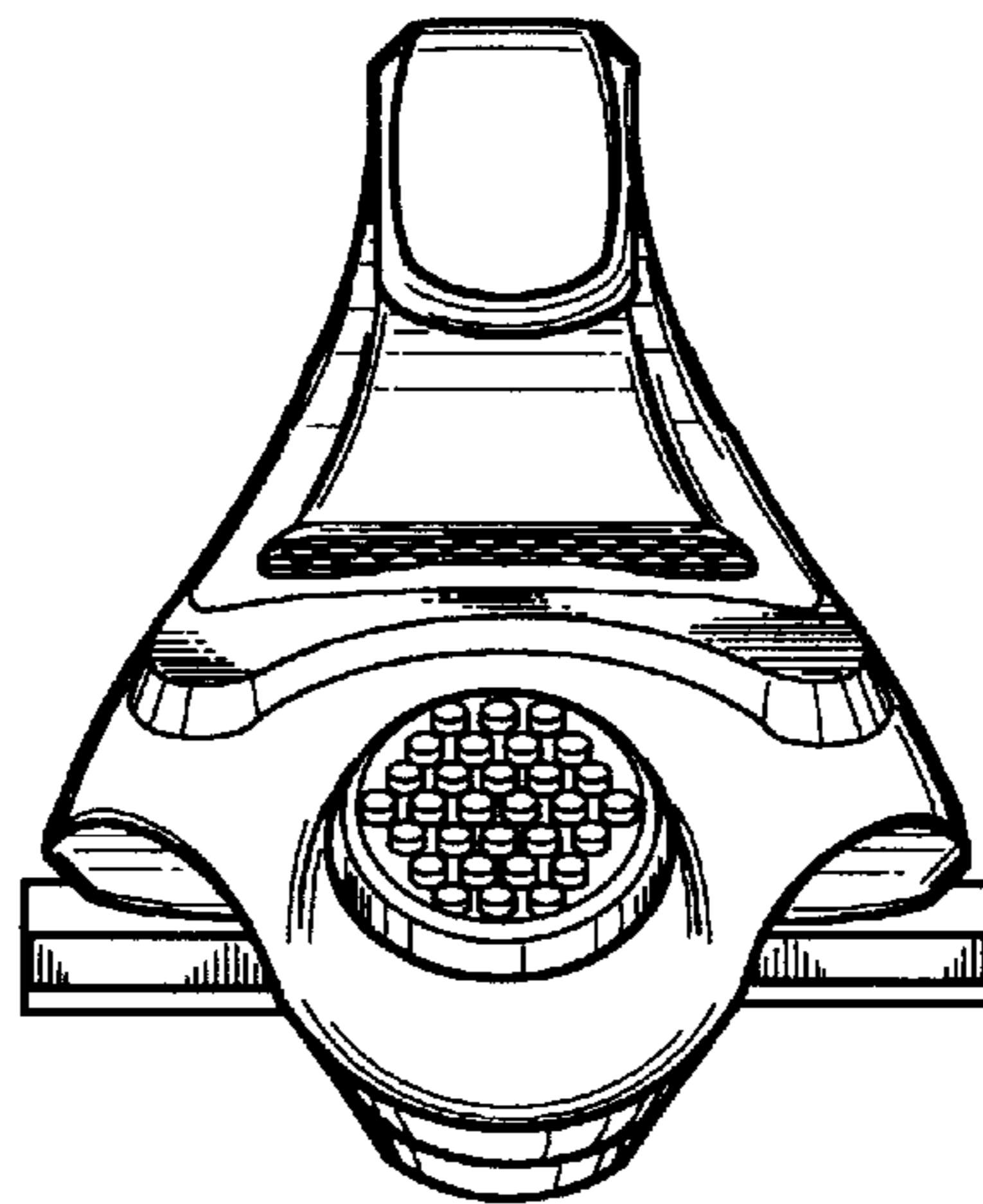


Fig. 4.

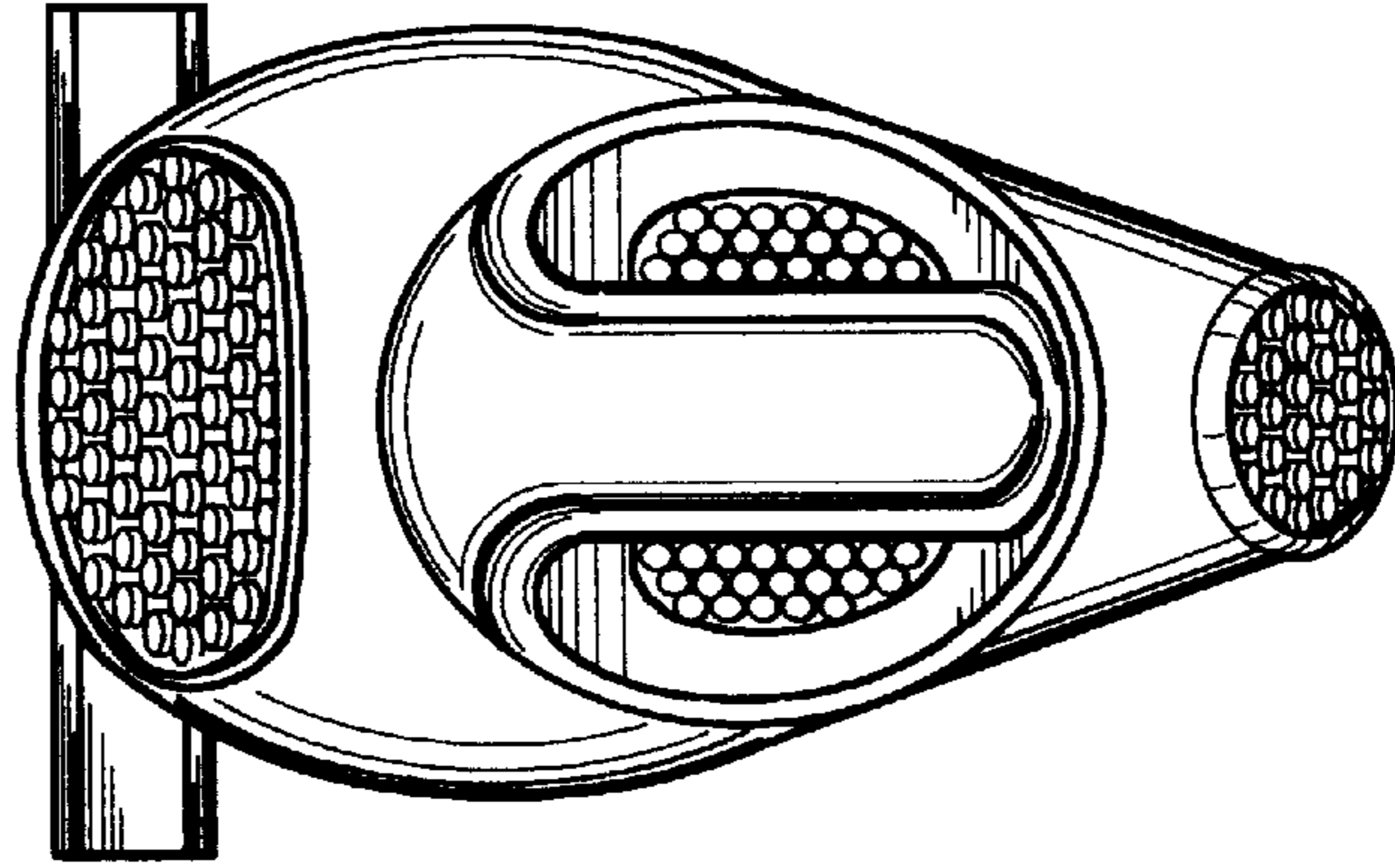


Fig. 5.

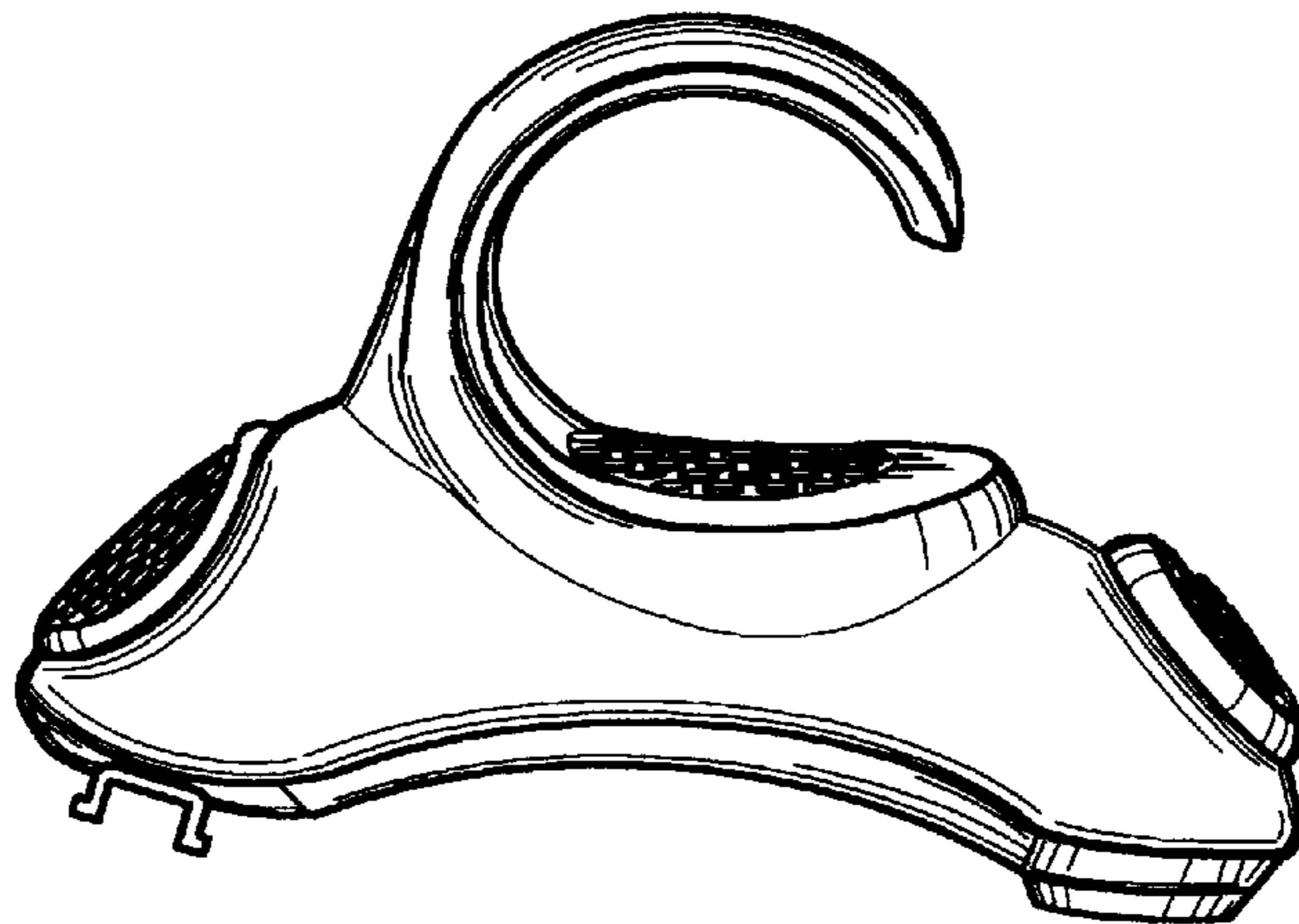


Fig. 6.

