



US00D426914S

United States Patent [19]
Jaspers-Fayer et al.

[11] **Patent Number: Des. 426,914**
[45] **Date of Patent: ** Jun. 20, 2000**

[54] **LAMP SUPPORT ARM**

[75] Inventors: **Jan Jaspers-Fayer**, Idyllwild; **Fred Cohen**, Los Angeles, both of Calif.

[73] Assignee: **Minka Lighting, Inc.**, Corona, Calif.

[**] Term: **14 Years**

[21] Appl. No.: **29/105,392**

[22] Filed: **May 24, 1999**

[51] **LOC (7) Cl.** **26-99**

[52] **U.S. Cl.** **D26/155**

[58] **Field of Search** D26/72, 80-92,
D26/142, 152, 153, 155; 362/404-409,
432

[56] **References Cited**

PUBLICATIONS

Hinkley lighting catalog, 1990, p. 49, wall lantern #2945.
Home Lighting and Accessories, Mar. 1996, p. 153, lamp
arm.

Primary Examiner—Susan J. Lucas

Attorney, Agent, or Firm—Jenkins & Gilchrist, P.C.

[57] **CLAIM**

The ornamental design for the lamp support arm, as shown and described.

DESCRIPTION

FIG. 1 is a right side elevational view of the lamp support arm in accordance with our design, the left side being a mirror image thereof;

FIG. 2 is a top plan view of the lamp support arm in accordance with our design;

FIG. 3 is a bottom plan view of the lamp support arm in accordance with our design;

FIG. 4 is a rear side elevational view of the lamp support arm in accordance with our design;

FIG. 5 is a bottom plan view of the lamp support arm in accordance with our design; and,

FIG. 6 is a side elevational view of the lamp support arm in accordance with our design, illustrated in the environment of a lamp.

The broken lines show the environment in which the article is used and are not considered part of the design claimed.

1 Claim, 1 Drawing Sheet






Fig. 2

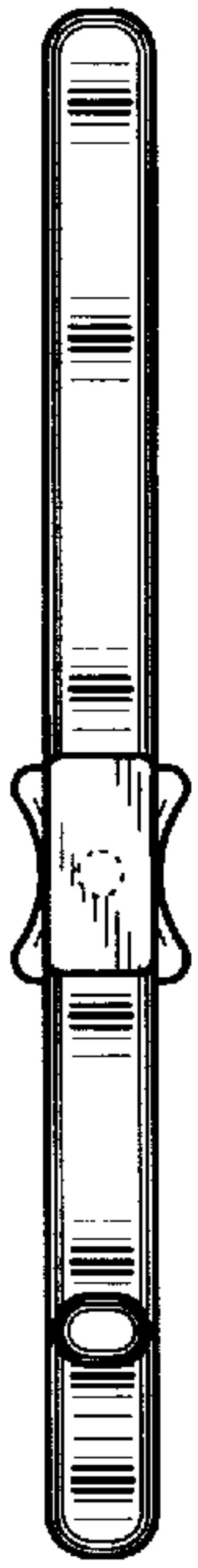


Fig. 4




Fig. 1

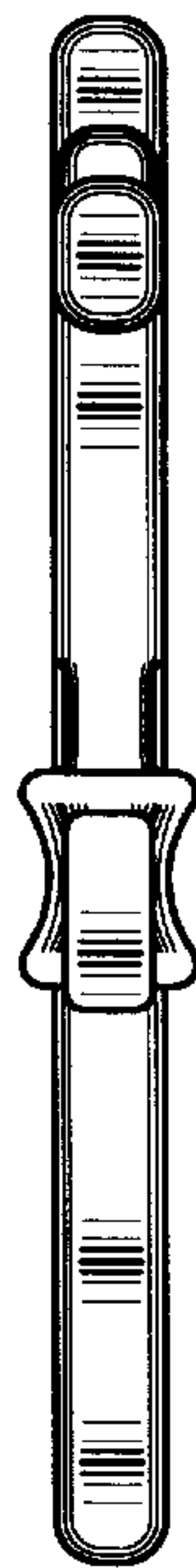


Fig. 5

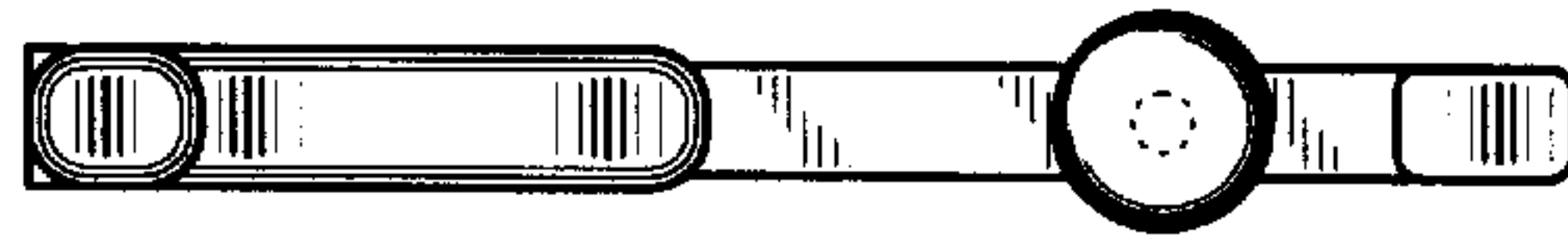


Fig. 3




Fig. 6