



US00D426897S

United States Patent [19]

[11] **Patent Number: Des. 426,897**

Abbracati

[45] **Date of Patent: ** Jun. 20, 2000**

[54] **PAVING BRICK**

FOREIGN PATENT DOCUMENTS

[76] Inventor: **Giuseppe Abbracati**, 311 Veterans Memorial Hwy., Commack, N.Y. 11725

1951581	4/1971	Germany	404/41
2522705	12/1976	Germany	404/41
275841	6/1929	Italy	404/41

[**] Term: **14 Years**

OTHER PUBLICATIONS

[21] Appl. No.: **29/101,434**

Rampf Formen brochure: Nrs. 804, 805, 884, 825, 1984.

[22] Filed: **Mar. 4, 1999**

Primary Examiner—Louis S. Zarfes
Assistant Examiner—Robert A. Delehanty
Attorney, Agent, or Firm—Bauer & Schaffer, LLP

[51] **LOC (7) Cl.** **25-01**

[52] **U.S. Cl.** **D25/113**

[58] **Field of Search** D25/102, 113–118;
D21/484–486, 488–493, 499–505; 52/596,
604–612; 404/33–42; 405/284–286

[57] CLAIM

The ornamental design for the paving brick, as shown.

[56] References Cited

DESCRIPTION

U.S. PATENT DOCUMENTS

D. 399,978	10/1998	Barth et al.	D25/113
1,796,973	3/1931	Wright	52/596
2,094,167	9/1937	Evers	405/273
3,923,410	12/1975	Jordan et al.	52/604
4,583,341	4/1986	Barth et al.	52/589
4,773,790	9/1988	Hagenah	D25/113
5,054,957	10/1991	Johnson, II	404/41

FIG. 1 is a top, side perspective view of a paving brick showing my new design;

FIG. 2 is a top plan view thereof;

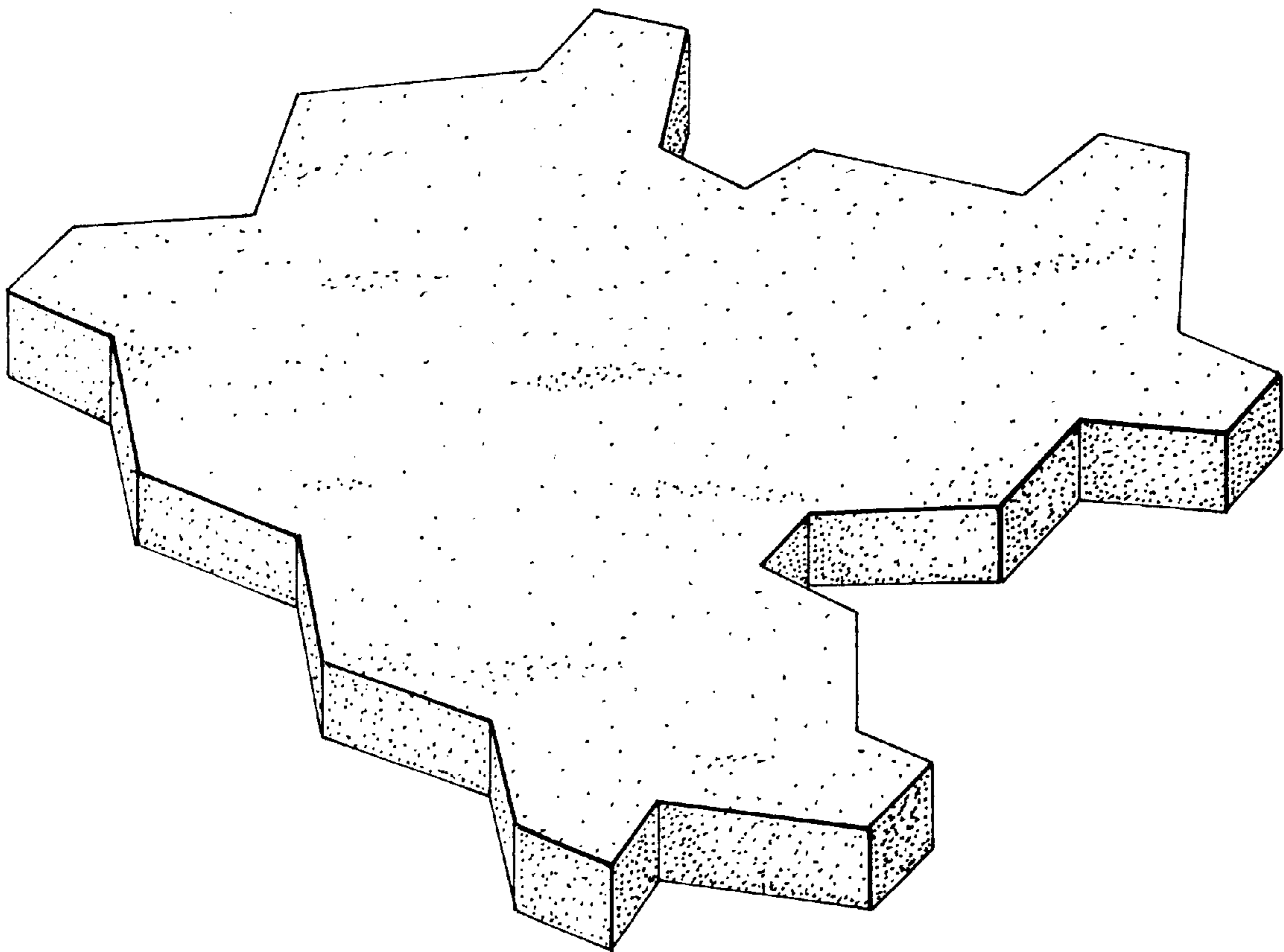
FIG. 3 is a front side elevation view thereof;

FIG. 4 is a rear side elevation view thereof;

FIG. 5 is a left side elevation view thereof; and,

FIG. 6 is a right side elevation view thereof.

1 Claim, 2 Drawing Sheets



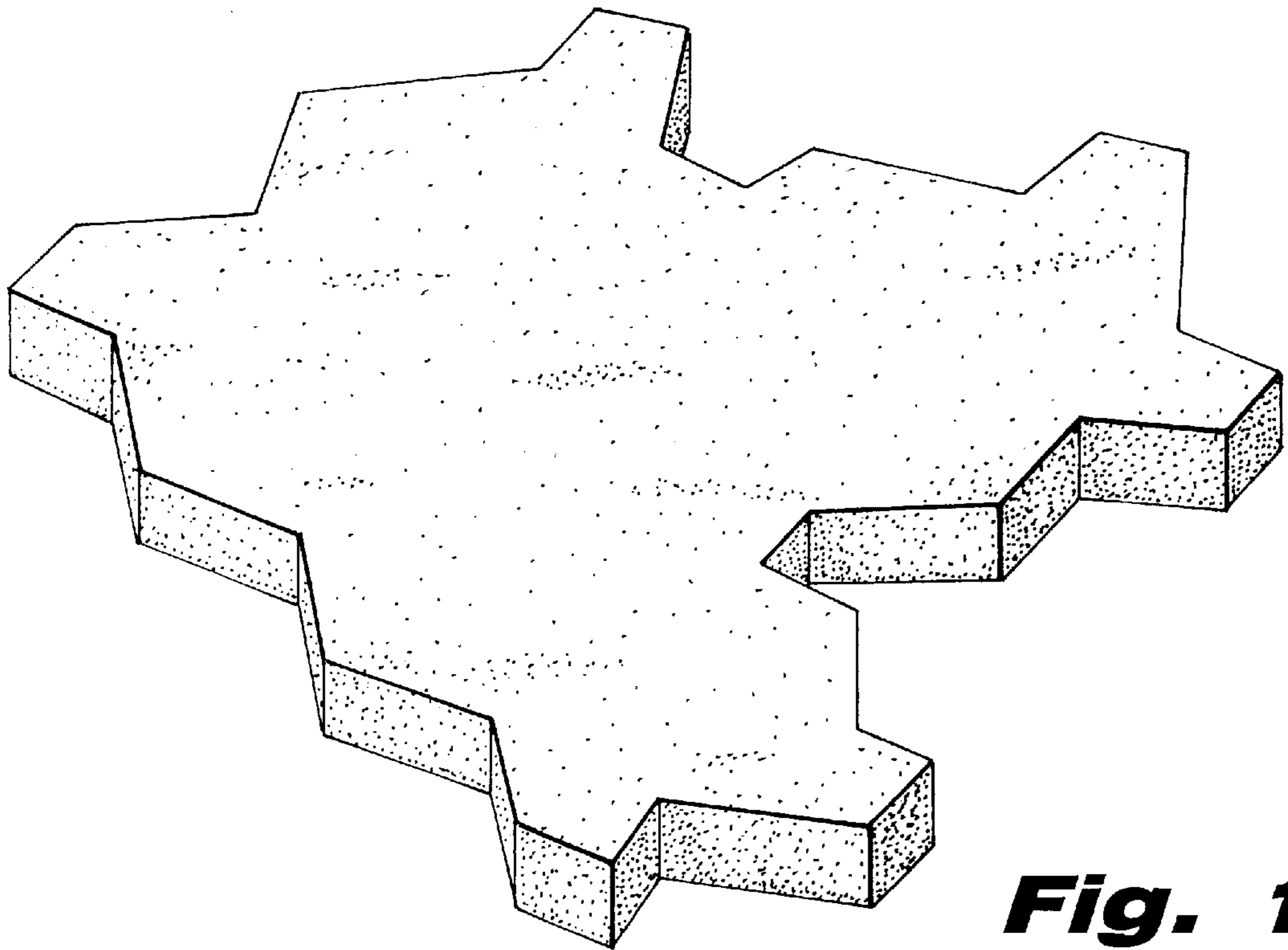


Fig. 1

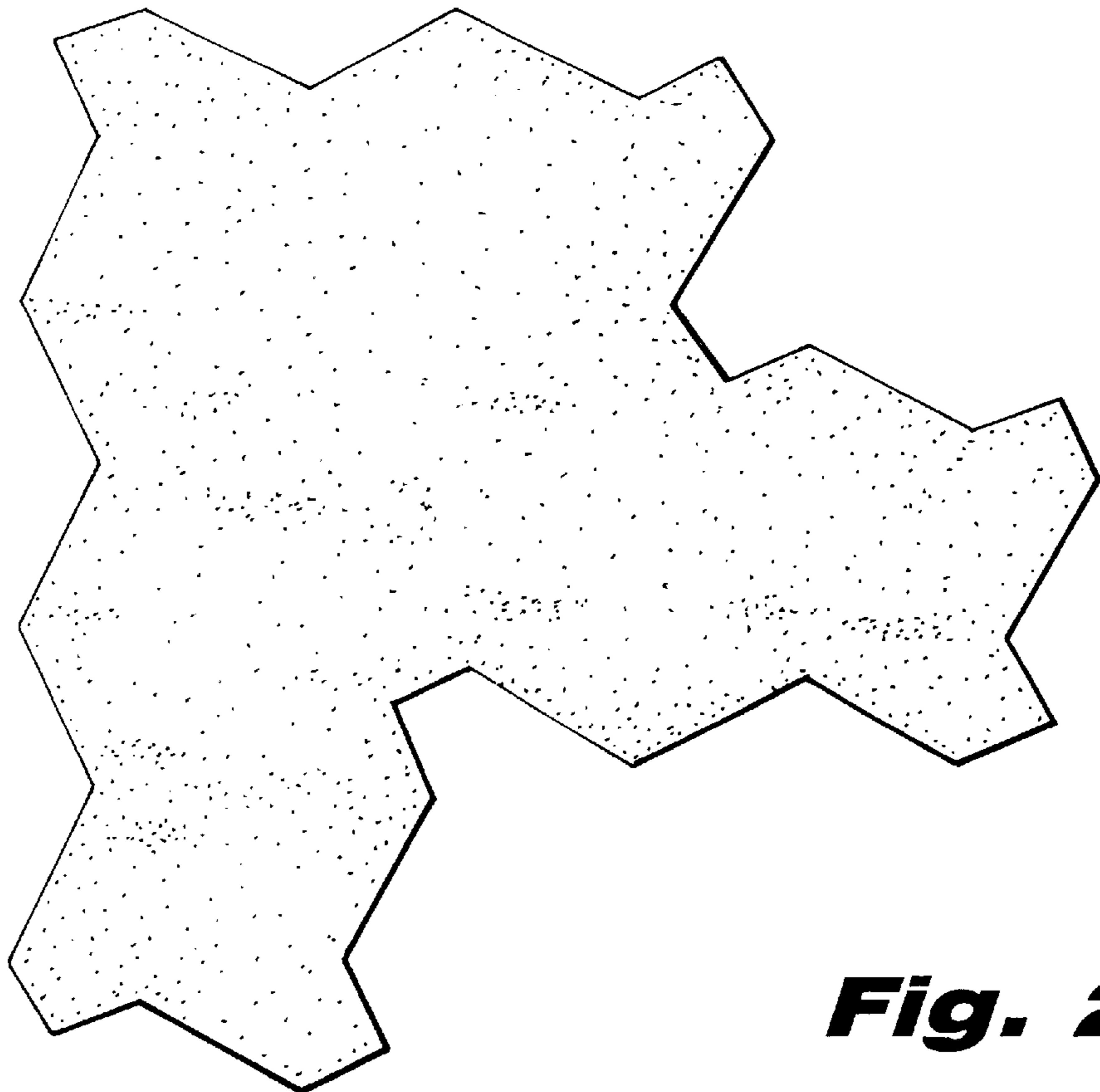


Fig. 2



Fig. 3



Fig. 4




Fig. 5



Fig. 6