



US00D426890S

# United States Patent [19] Chen

[11] **Patent Number: Des. 426,890**  
[45] **Date of Patent: \*\* Jun. 20, 2000**

[54] **SKIN REMOVER**

D. 369,665 5/1996 Holt ..... D24/147  
4,541,443 9/1985 Brothers et al. .... 132/75.6

[76] Inventor: **Kuo-Chin Chen**, 2-1 Fl., No.18, Alley  
47, Lane 208, Jui An Street, Ta An  
District, Taipei, Taiwan

*Primary Examiner*—Eric Watterson  
*Attorney, Agent, or Firm*—Pro-Techtor International  
Services

[\*\*] Term: **14 Years**

### [57] CLAIM

[21] Appl. No.: **29/096,819**

The ornamental design for a skin remover, as shown and  
described.

[22] Filed: **Nov. 20, 1998**

[51] **LOC (7) Cl.** ..... **24-02**

[52] **U.S. Cl.** ..... **D24/147**

[58] **Field of Search** ..... D24/133, 147;  
D8/90, 14, 15-18; 606/85; D28/59, 62,  
90; 132/76.5, 76.4, 75.6; 601/136, 137,  
138

### DESCRIPTION

FIG. 1 is a top perspective view of a skin remover, showing  
my new design;

FIG. 2 is a front elevational view thereof;

FIG. 3 is a rear elevational view thereof;

FIG. 4 is a left side elevational view thereof;

FIG. 5 is a right side elevational view thereof;

FIG. 6 is a top plan view thereof; and,

FIG. 7 is a bottom view thereof.

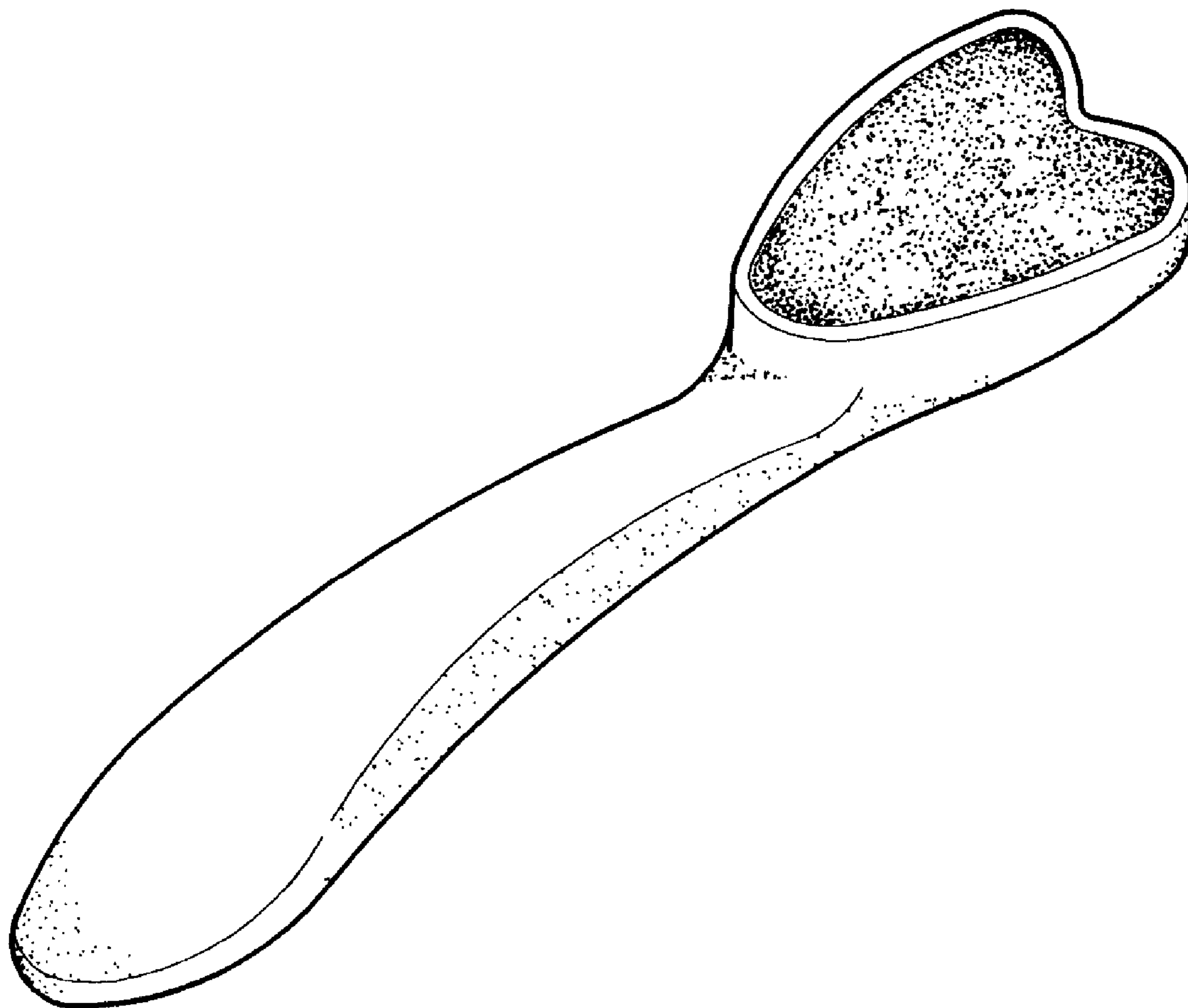
### [56] References Cited

#### U.S. PATENT DOCUMENTS

D. 240,587 7/1976 Franzen et al. .... D8/90

D. 369,658 5/1996 Holt ..... D24/147

**1 Claim, 4 Drawing Sheets**



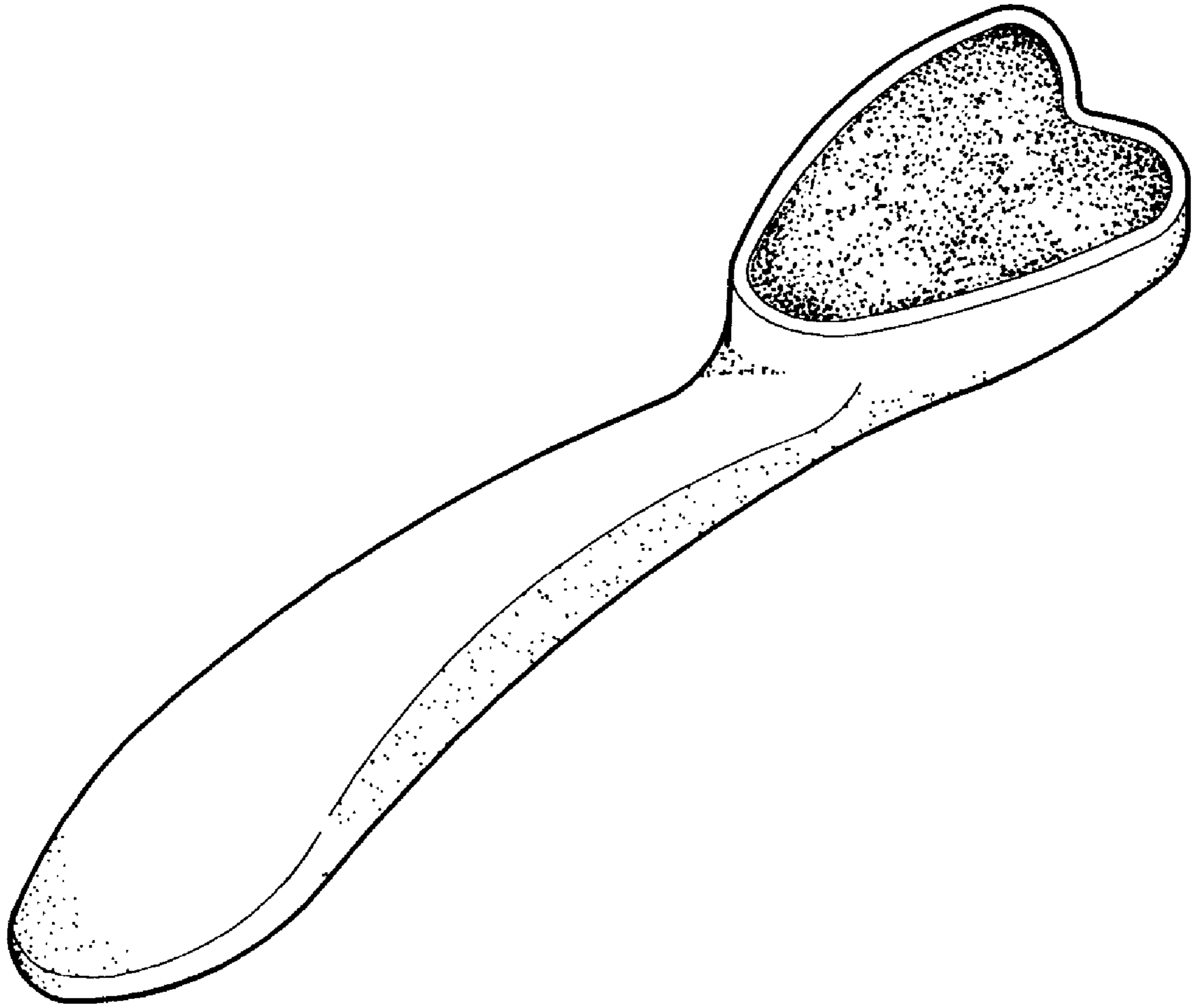


Fig. 1

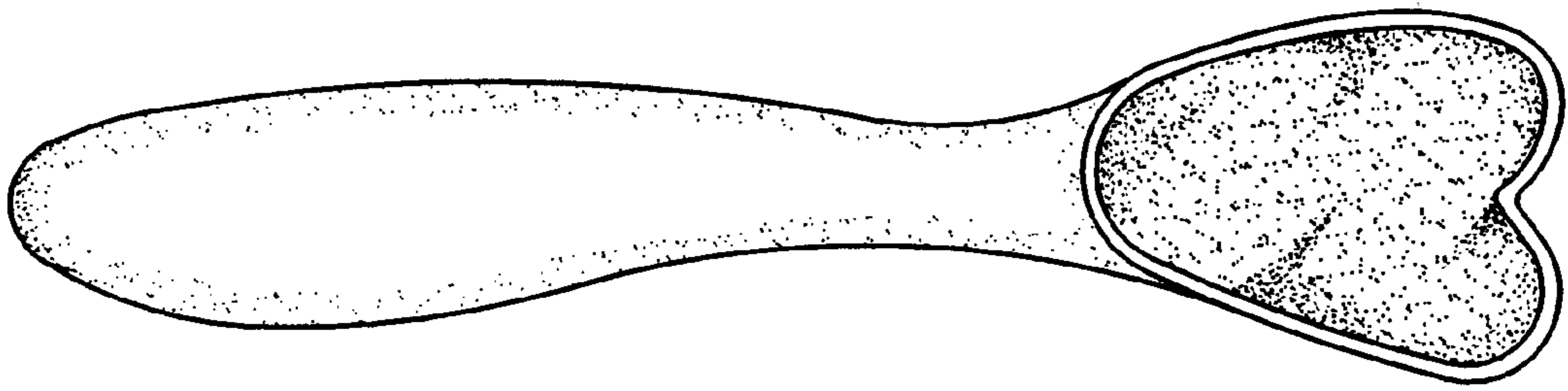


Fig. 2




Fig. 3

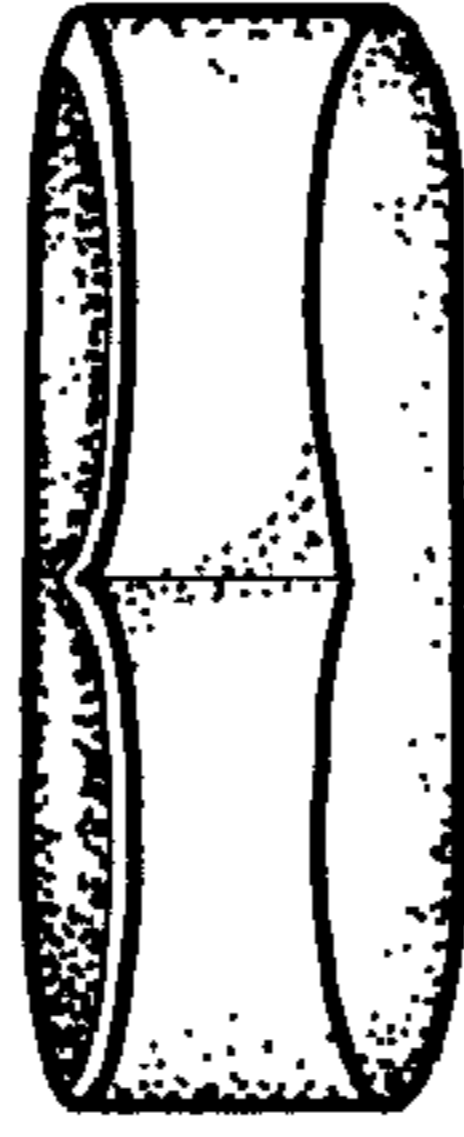


Fig. 4

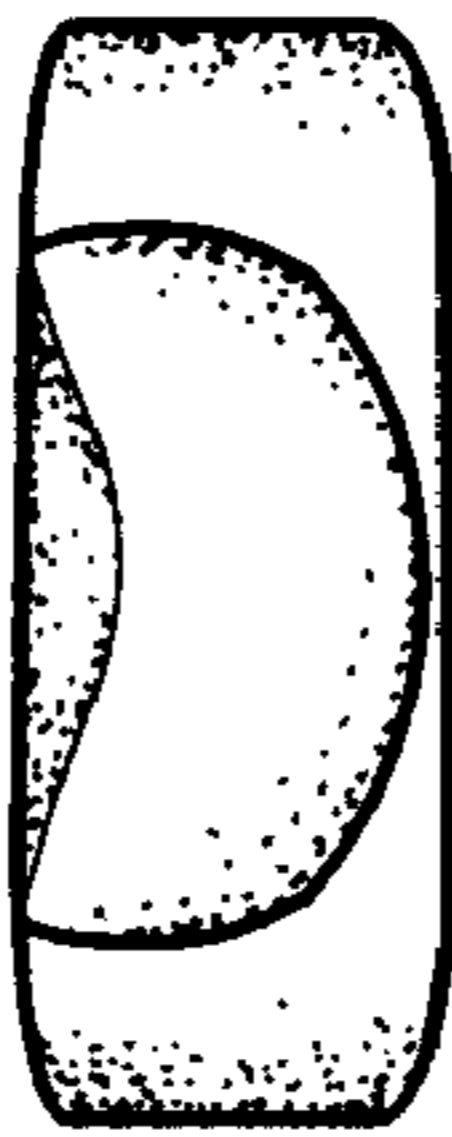


Fig. 5




Fig. 6




Fig. 7