



US00D426883S

United States Patent [19]

Berman et al.

[11] Patent Number: **Des. 426,883**

[45] Date of Patent: **** Jun. 20, 2000**

[54] **CAUTERIZATION SMOKE EVACUATOR**

[75] Inventors: **Mark Berman**, Santa Monica, Calif.;
George J. Picha, Independence, Ohio;
Gary Austin, Euclid, Ohio; **Shawn Heipp**, Parma, Ohio; **George J. Picha, III**, Independence, Ohio; **Richard T. Nock**, Cleveland, Ohio

[73] Assignee: **Surgiform Technology, Ltd.**,
Cleveland, Ohio

[**] Term: **14 Years**

[21] Appl. No.: **29/108,180**

[22] Filed: **Jul. 22, 1999**

Related U.S. Application Data

[63] Continuation-in-part of application No. 29/082,247, Jan. 20, 1998.

[51] **LOC (7) Cl.** **24-02**

[52] **U.S. Cl.** **D24/112; D24/144**

[58] **Field of Search** D24/144, 108,
D24/112; 606/10, 39, 44, 45, 42, 41, 43,
37, 38, 40, 22, 49

[56] References Cited

U.S. PATENT DOCUMENTS

D. 344,801 3/1994 Hughes et al. .

D. 373,190 8/1996 Monson .
D. 384,148 9/1997 Monson D24/112
5,085,657 2/1992 Ben-Simhon .
5,154,709 10/1992 Johnson .
5,224,944 7/1993 Elliott .
5,451,222 9/1995 De Maagd et al. .
5,674,219 10/1997 Monson et al. .

Primary Examiner—Stella Reid
Assistant Examiner—I Simmons
Attorney, Agent, or Firm—Pearne, Gordon, McCoy & Granger LLP

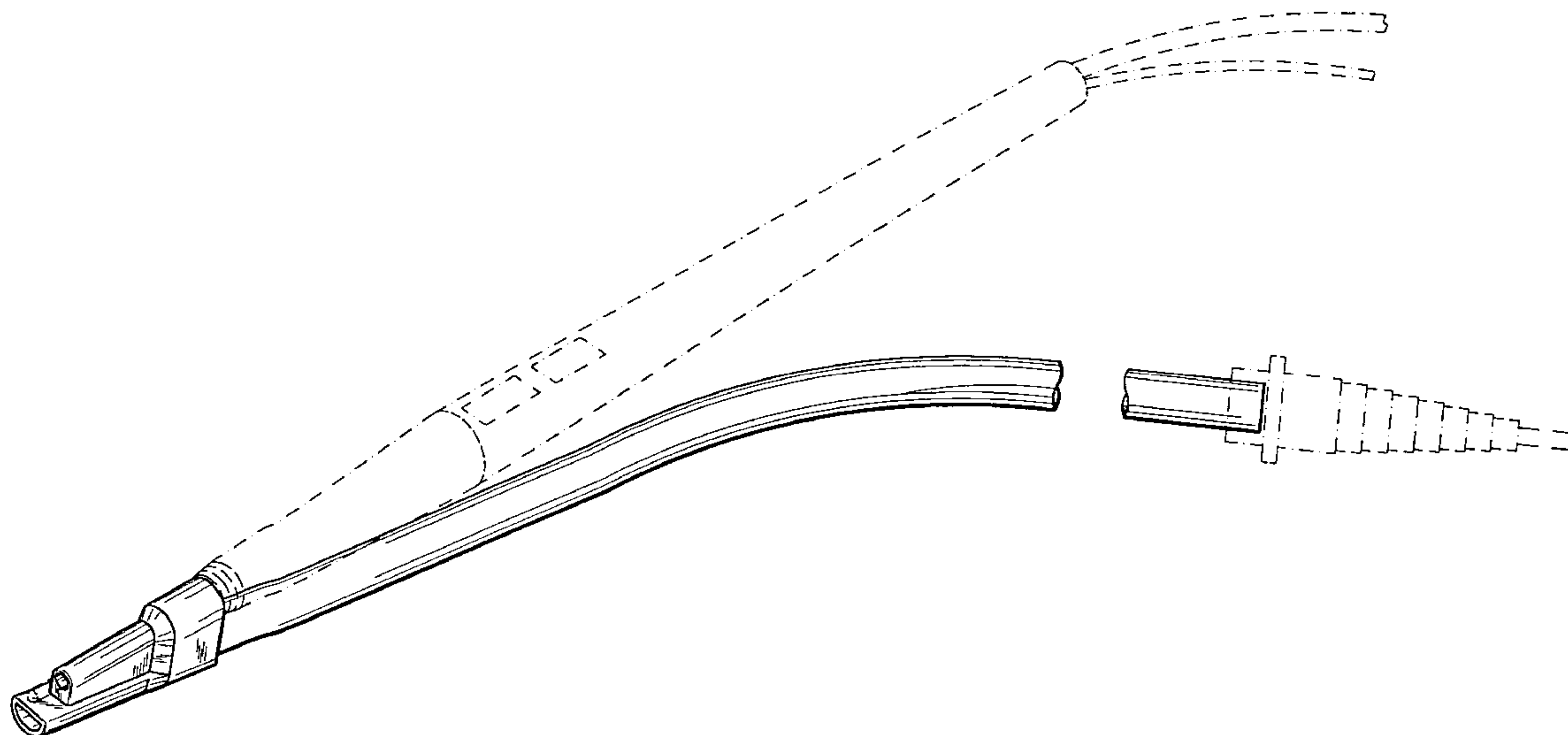
[57] CLAIM

The ornamental design for a cauterization smoke evacuator, as shown and described.

DESCRIPTION

FIG. 1 is a perspective view of the cauterization smoke evacuator showing our new design;
FIG. 2 is a top plan view thereof;
FIG. 3 is a top plan view;
FIG. 4 is a right side elevational view thereof, the left side elevational view being a mirror image thereto;
FIG. 5 is a bottom plan view thereof;
FIG. 6 is a front elevational view thereof; and,
FIG. 7 is a rear elevational view thereof.
The broken line showing in FIGS. 1 and 2 is for illustrative purposes only and forms no part of the claimed design.

1 Claim, 2 Drawing Sheets



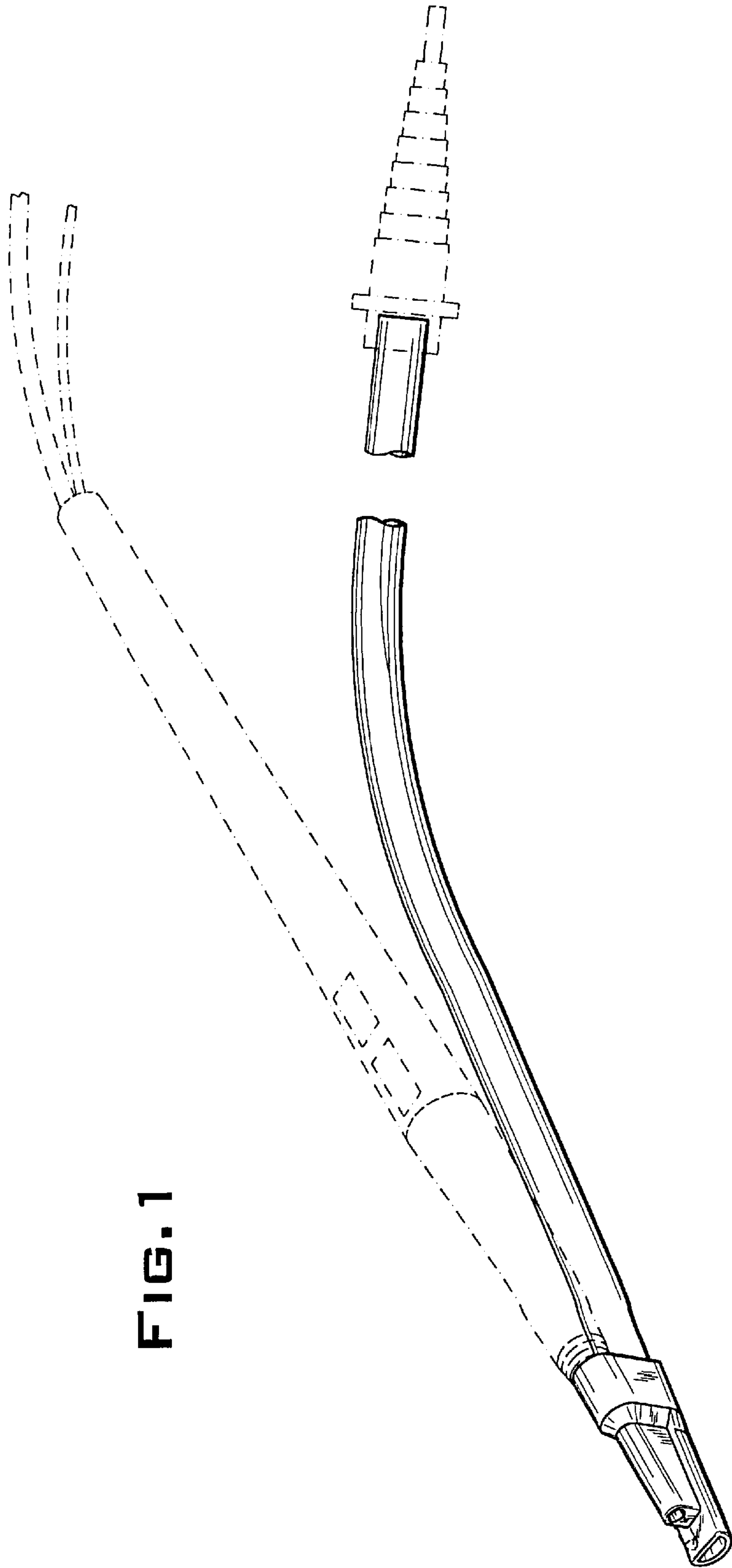


FIG. 1

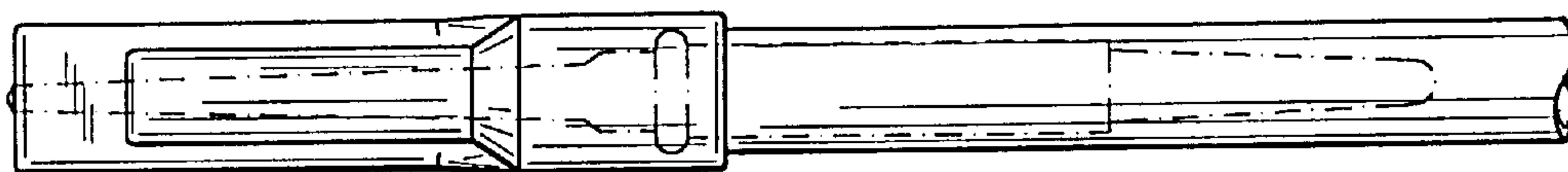


FIG. 2

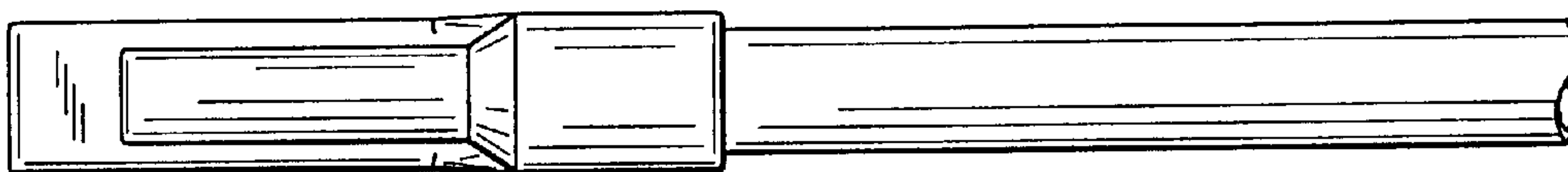


FIG. 3

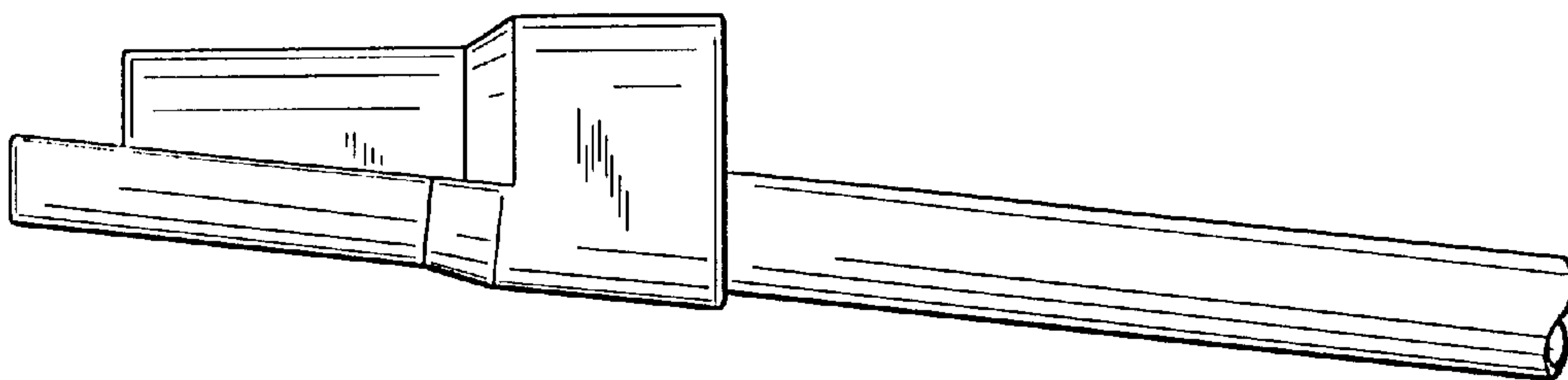


FIG. 4

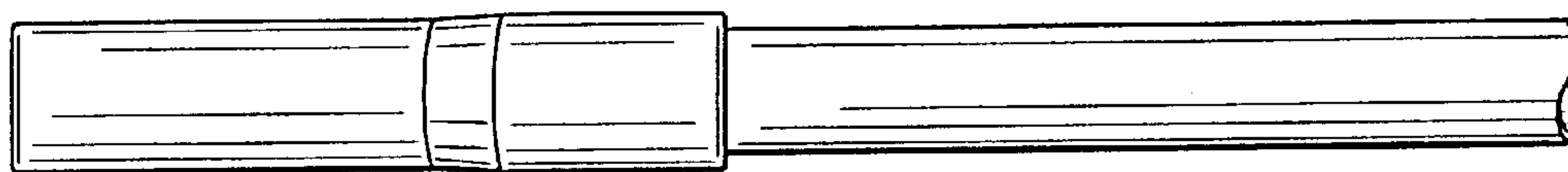


FIG. 5

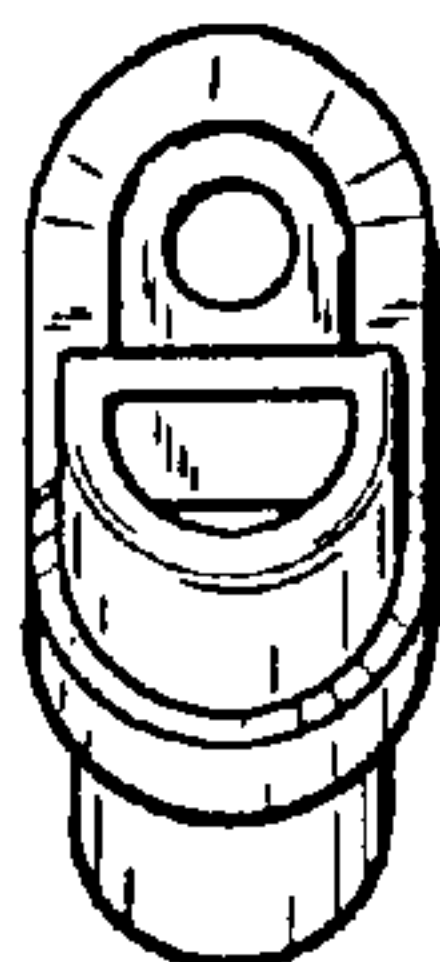


FIG. 6



FIG. 7