



US00D426871S

**United States Patent** [19]  
**Fleischmann**

[11] **Patent Number: Des. 426,871**  
[45] **Date of Patent: \*\* Jun. 20, 2000**

[54] **FAUCET HANDLE**  
[75] Inventor: **Klaus Fleischmann**, Krefeld, Germany  
[73] Assignee: **Hansa Metallwerke AG**, Germany  
[\*\*] Term: **14 Years**  
[21] Appl. No.: **29/097,071**  
[22] Filed: **Nov. 27, 1998**

D. 324,412 3/1992 Bonnell ..... D23/252  
D. 381,395 7/1997 Fleischmann ..... D23/238  
D. 387,136 12/1997 Oswaks et al. .... D23/252  
D. 388,865 1/1998 Fleischmann ..... D23/252  
D. 390,922 2/1998 Oswaks et al. .... D23/252  
D. 398,378 9/1998 Lord ..... D23/252

*Primary Examiner*—Eric Watterson

**Related U.S. Application Data**

[62] Division of application No. 29/069,218, Apr. 12, 1997.  
[51] **LOC (7) Cl.** ..... **23-01**  
[52] **U.S. Cl.** ..... **D23/252**  
[58] **Field of Search** ..... D23/238-243,  
D23/250-257; D8/300-308; 4/675-678;  
16/110 R-121

[57] **CLAIM**

I claim the ornamental design for a faucet handle, as shown and described.

**DESCRIPTION**


FIG. 1 is a right side elevation of a faucet handle showing my new design.  
FIG. 2 is a front view thereof.  
FIG. 3 is a rear view thereof.  
FIG. 4 is a top view thereof.  
FIG. 5 is a bottom view thereof; and,  
FIG. 6 is a perspective view thereof.

[56] **References Cited**

**U.S. PATENT DOCUMENTS**

D. 306,336 2/1990 Oberdorfer ..... D23/252

**1 Claim, 6 Drawing Sheets**






Fig. 1




Fig. 2




Fig. 3



Fig. 4



Fig. 5




Fig. 5