



US00D426865S

United States Patent [19]
Evans

[11] **Patent Number: Des. 426,865**
[45] **Date of Patent: ** Jun. 20, 2000**

[54] **SPLIT SPEAR BLADE SWIM FIN**

[76] **Inventor: Robert B. Evans**, 715 Kimball Ave.,
Santa Barbara, Calif. 93103

[**] **Term: 14 Years**

[21] **Appl. No.: 29/111,827**

[22] **Filed: Oct. 5, 1999**

[51] **LOC (7) Cl. 21-01**

[52] **U.S. Cl. D21/806**

[58] **Field of Search** D21/801, 803,
D21/804, 806; 441/61-64

[56] **References Cited**

U.S. PATENT DOCUMENTS

- D. 327,935 7/1992 Evans D21/806
- D. 340,272 10/1993 Evans D21/806
- 5,746,631 5/1998 McCarthy 441/64

Primary Examiner—Kay H. Chin
Attorney, Agent, or Firm—Cislo & Thomas LLP

[57] **CLAIM**

The ornamental design for a split spear blade swim fin, as shown and described.

DESCRIPTION

FIG. 1 is a top perspective view of a split spear blade swim fin showing my new design, the broken lines are for illustrative purposes only;
 FIG. 2 is a right side elevational view thereof;
 FIG. 3 is a front elevational view thereof;
 FIG. 4 is a rear elevational view thereof;
 FIG. 5 is a top plan view thereof;
 FIG. 6 is a bottom plan view thereof;
 FIG. 7 is a top perspective view of a second embodiment of the split spear blade swim fin;
 FIG. 8 is a right side elevational view of FIG. 7;
 FIG. 9 is a front elevational view of FIG. 7;
 FIG. 10 is a rear elevational view of FIG. 7;
 FIG. 11 is a top plan view of FIG. 7; and,
 FIG. 12 is a bottom plan view of FIG. 7.

1 Claim, 4 Drawing Sheets

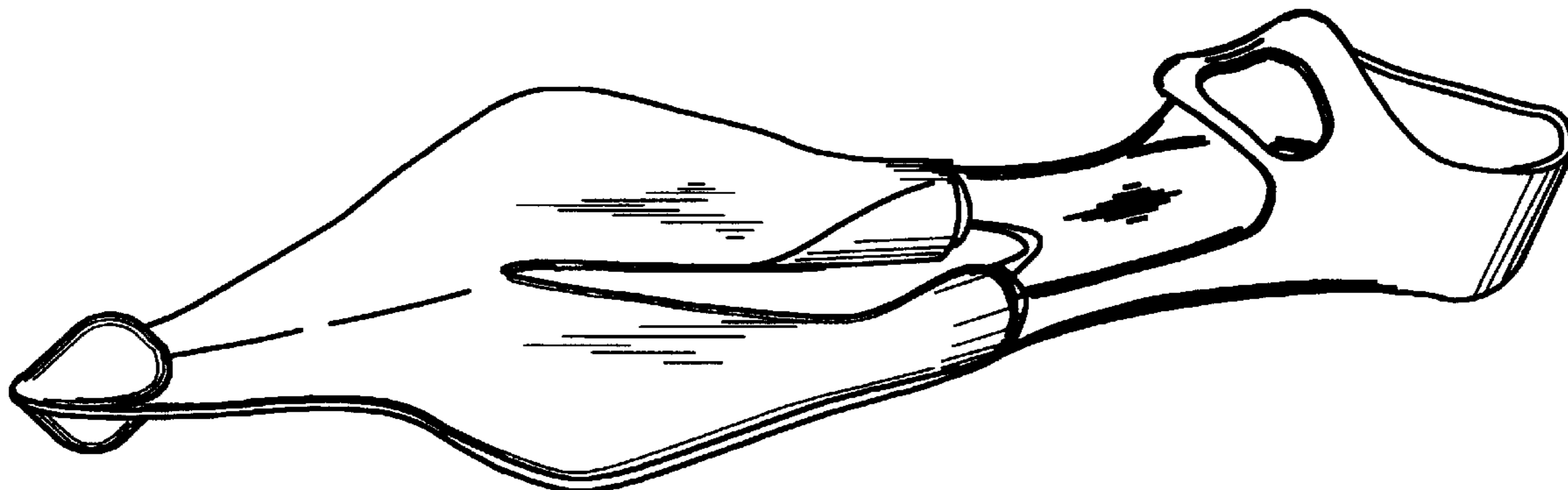


Fig. 1.

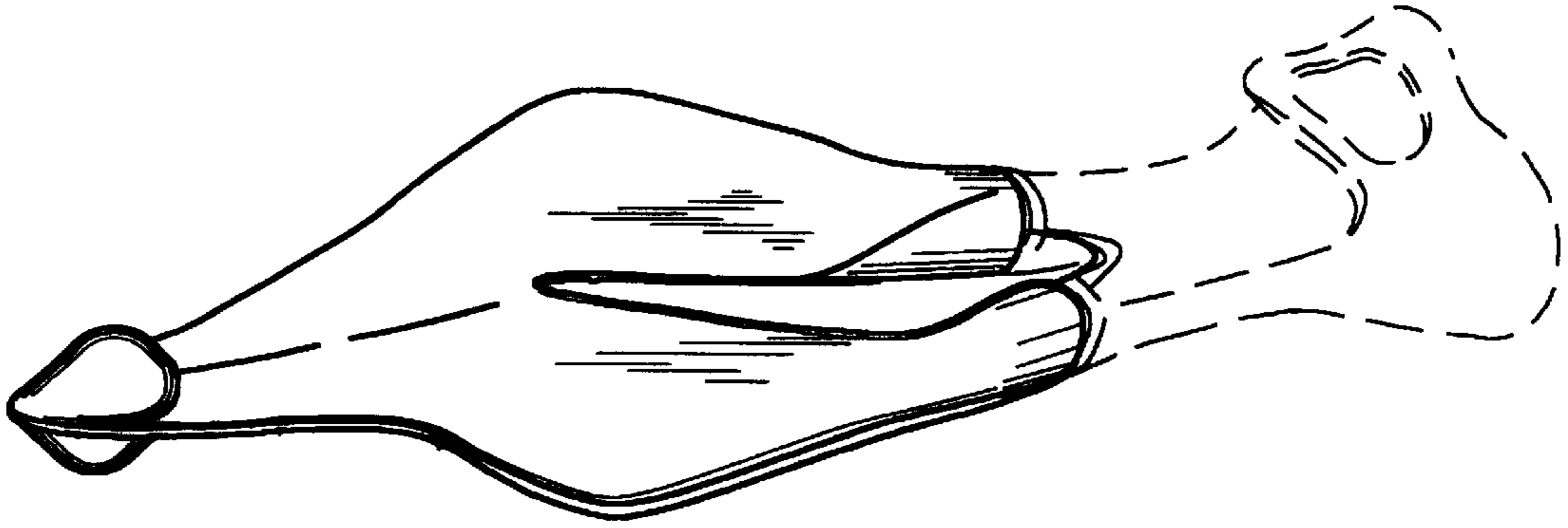


Fig. 2.





Fig. 3.




Fig. 4.

Fig. 5.

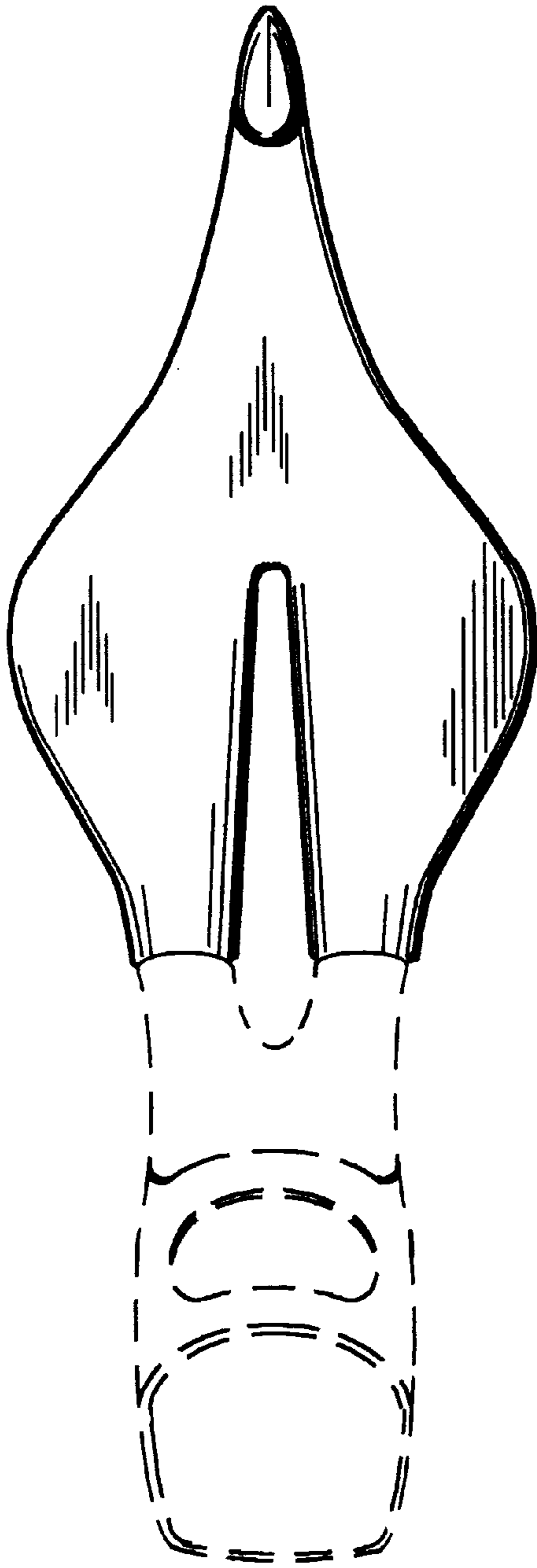


Fig. 6.

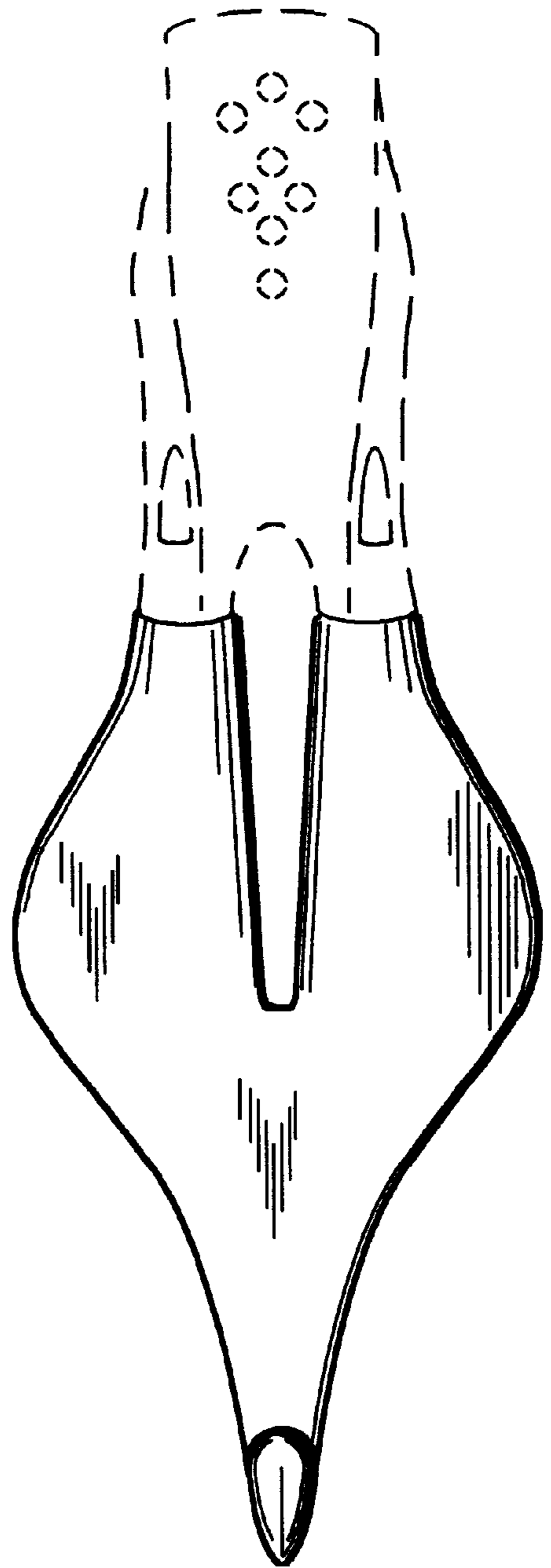


Fig. 7.

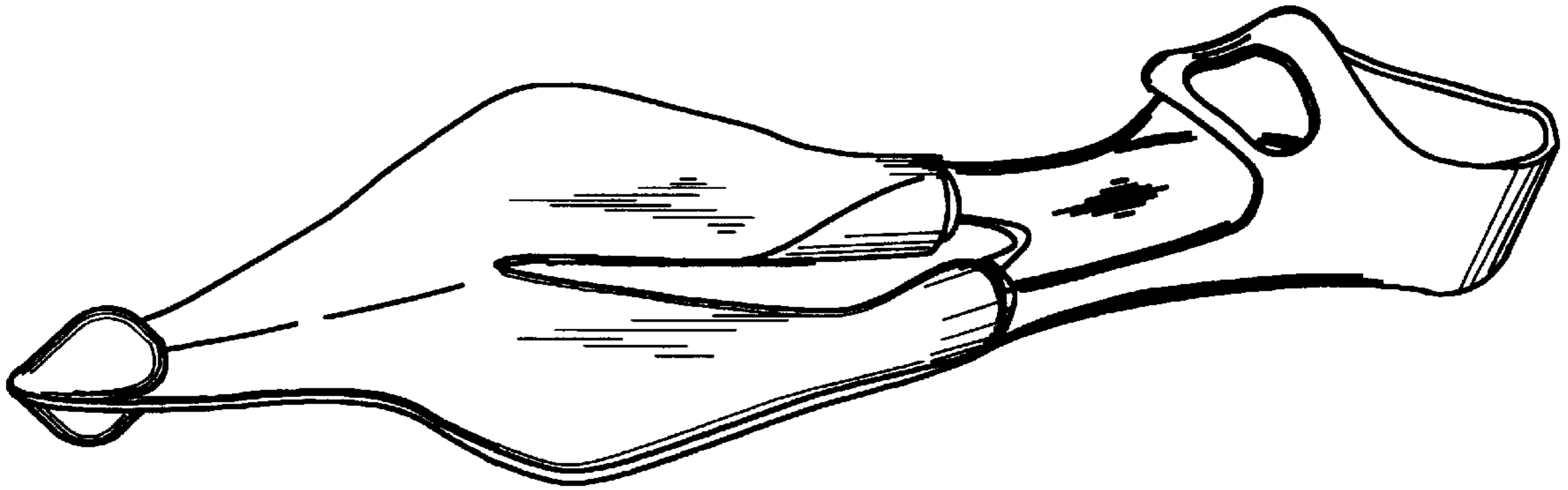


Fig. 8.




Fig. 9.




Fig. 10.

Fig. 11.

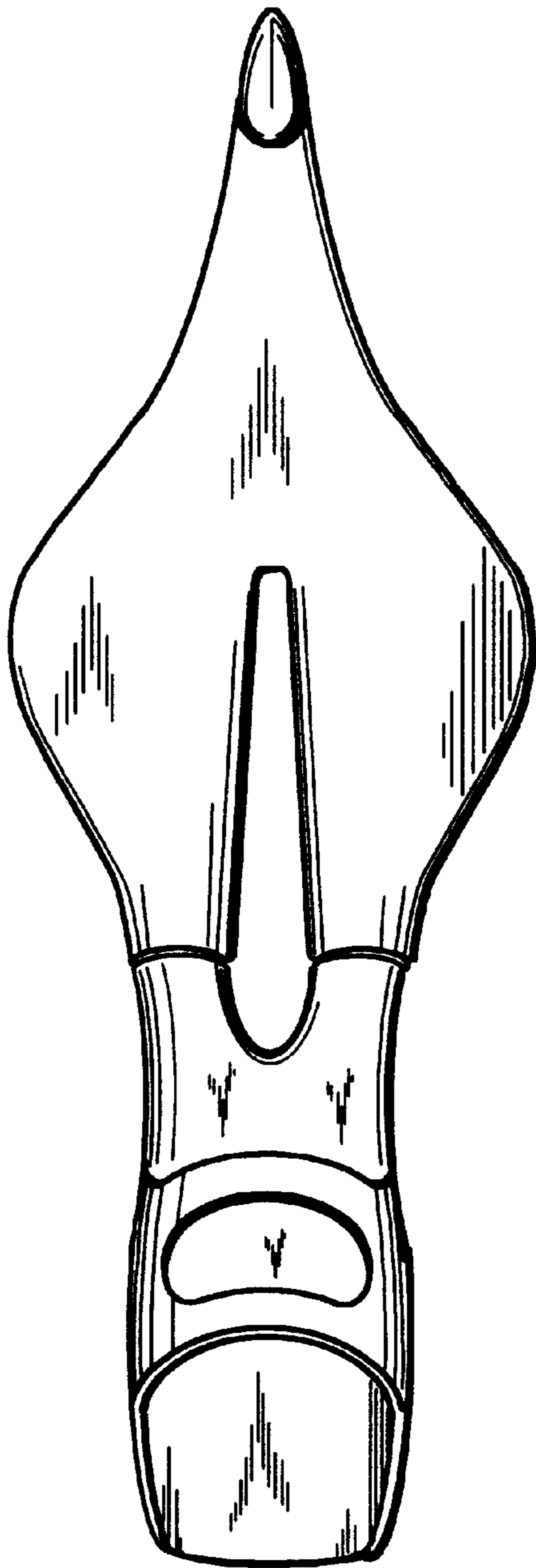


Fig. 12.

