



US00D426852S

United States Patent [19] Gstalter

[11] **Patent Number: Des. 426,852**

[45] **Date of Patent: ** Jun. 20, 2000**

[54] **PENCIL SHARPENER**

[75] Inventor: **Bruno Gstalter**, Poisy, France

[73] Assignee: **Manufacture d'Articles de Precision et de Dessin—M.A.P.E.D.**, Pringy, France

[**] Term: **14 Years**

[21] Appl. No.: **29/112,254**

[22] Filed: **Oct. 13, 1999**

[30] **Foreign Application Priority Data**

Apr. 13, 1999 [XH] Hague Agreement DM/047 463

[51] **LOC (7) Cl.** **19-06**

[52] **U.S. Cl.** **D19/73**

[58] **Field of Search** D19/35, 36, 65, D19/73, 74, 75, 95, 99, 100; 144/28.1, 28.11, 28.2–28.7, 28.72, 28.8, 28.9, 30; 30/451–458

[56] **References Cited**

U.S. PATENT DOCUMENTS

D. 193,457 8/1962 Fleming D19/73

D. 238,669 2/1976 MacGregor D19/73
D. 383,165 9/1997 Gstalter D19/73
D. 400,586 11/1998 Yuen D19/73
2,822,781 2/1958 Burton 144/28.5

Primary Examiner—Martie K. Holtje
Attorney, Agent, or Firm—Cantor Colburn LLP


[57] **CLAIM**

The ornamental design for a pencil sharpener, as shown and described.

DESCRIPTION

FIG. 1 is a front and side perspective view of a pencil sharpener, showing my new design;
FIG. 2 is a front elevational view thereof;
FIG. 3 is a rear elevational view thereof;
FIG. 4 is a side elevational view thereof;
FIG. 5 is a side elevational view thereof; taken the side opposite that shown in FIG. 4;
FIG. 6 is a top plan view thereof; and,
FIG. 7 is a bottom plan view.

1 Claim, 5 Drawing Sheets






FIGURE 1




FIGURE 2




FIGURE 3




FIGURE 4




FIGURE 5




FIGURE 6




FIGURE 7