



US00D426851S

United States Patent [19] Carroll

[11] Patent Number: **Des. 426,851**

[45] Date of Patent: **** Jun. 20, 2000**

[54] **FREE HAND DRAWING AID**

[76] Inventor: **Andrew Raymond Carroll, 8**
Leopardstown Park, Blackrock, Co.
Dublin, Ireland

[**] Term: **14 Years**

[21] Appl. No.: **29/082,594**

[22] Filed: **Jan. 27, 1998**

[30] **Foreign Application Priority Data**

Aug. 1, 1997 [IE] Ireland D296/97

[51] **LOC (7) Cl.** **19-06**

[52] **U.S. Cl.** **D19/37; D19/35; D10/62**

[58] **Field of Search** D19/35, 36, 37,
D19/38, 39, 40, 65, 77; D10/62, 71; 33/27.03,
458, 485, 558.01, 490

[56] **References Cited**

U.S. PATENT DOCUMENTS

- D. 14,043 7/1883 Stephens D19/77
- D. 193,410 8/1962 Reichenthal D19/37 X
- D. 252,615 8/1979 Lopez D10/62
- 418,742 1/1890 McFeely 33/558.01
- 942,583 12/1909 Neeld 33/458 X

- 1,215,136 2/1917 Fitch 33/485
- 1,811,087 6/1931 Kuhlman 33/485
- 2,438,377 3/1948 Gordon 33/27.03
- 2,612,690 10/1952 Cotton 33/27.03

Primary Examiner—Martie K. Holtje
Attorney, Agent, or Firm—Rossi & Associates

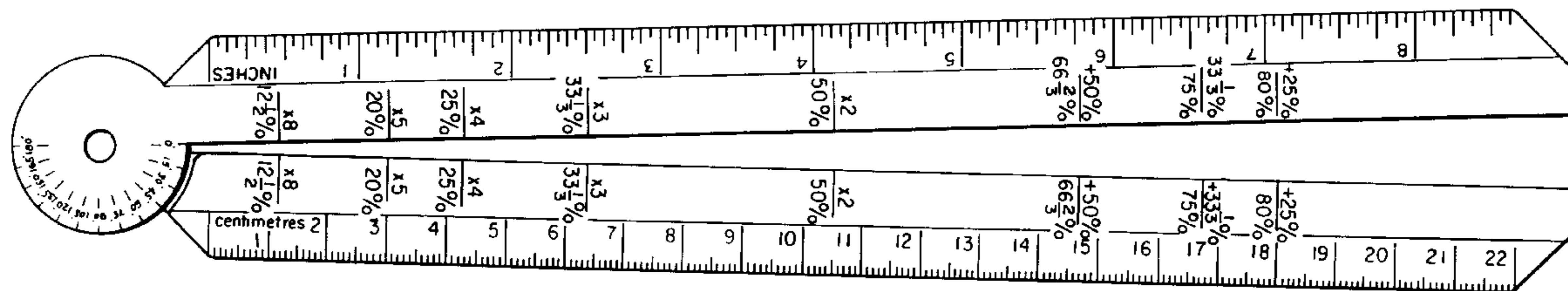
[57] CLAIM

I claim the ornamental design for a free hand drawing aid, as shown and described.

DESCRIPTION

FIG. 1 is a pictorial top view of a free hand drawing aid in the open position in accordance with the invention;
 FIG. 2 is a bottom plan view of the free hand drawing aid illustrated in FIG. 1 in the closed position;
 FIG. 3 is a left hand side view of the free hand drawing aid illustrated in FIG. 1;
 FIG. 4 is a right hand side view of the free hand drawing aid illustrated in FIG. 1;
 FIG. 5 is a left hand end view of the free hand drawing aid illustrated in FIG. 1;
 FIG. 6 is a right hand end view of the free hand drawing aid illustrated in FIG. 1; and,
 FIG. 7 is a cross-section of arms in closed configuration.

1 Claim, 3 Drawing Sheets



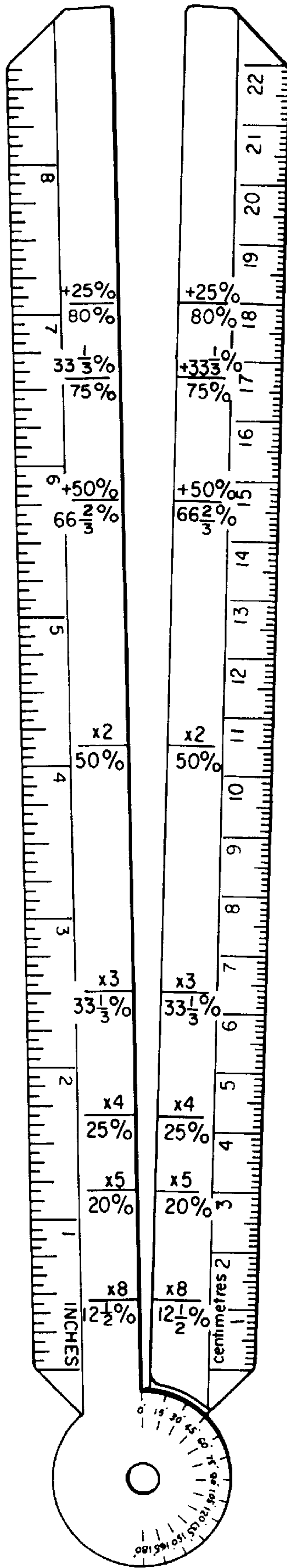


FIG. 1

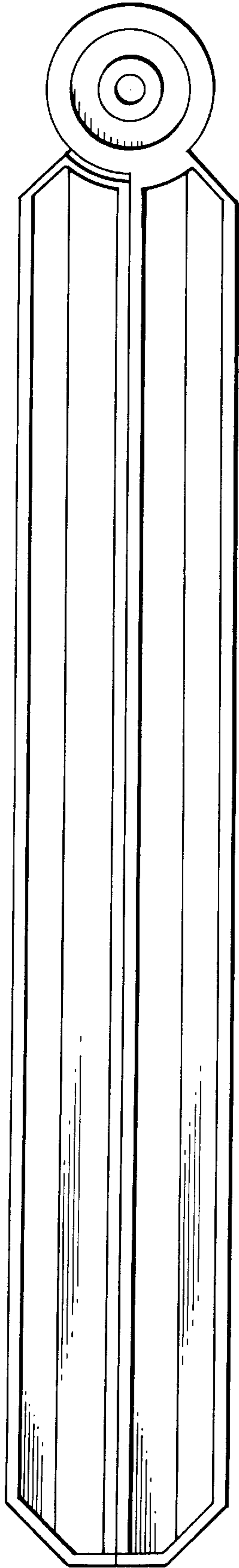


FIG. 2

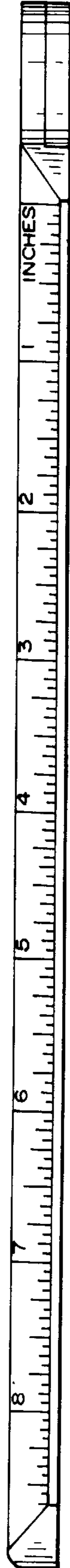


FIG. 3

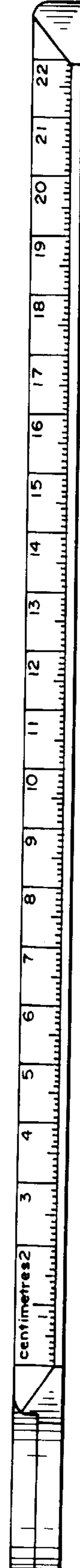


FIG. 4

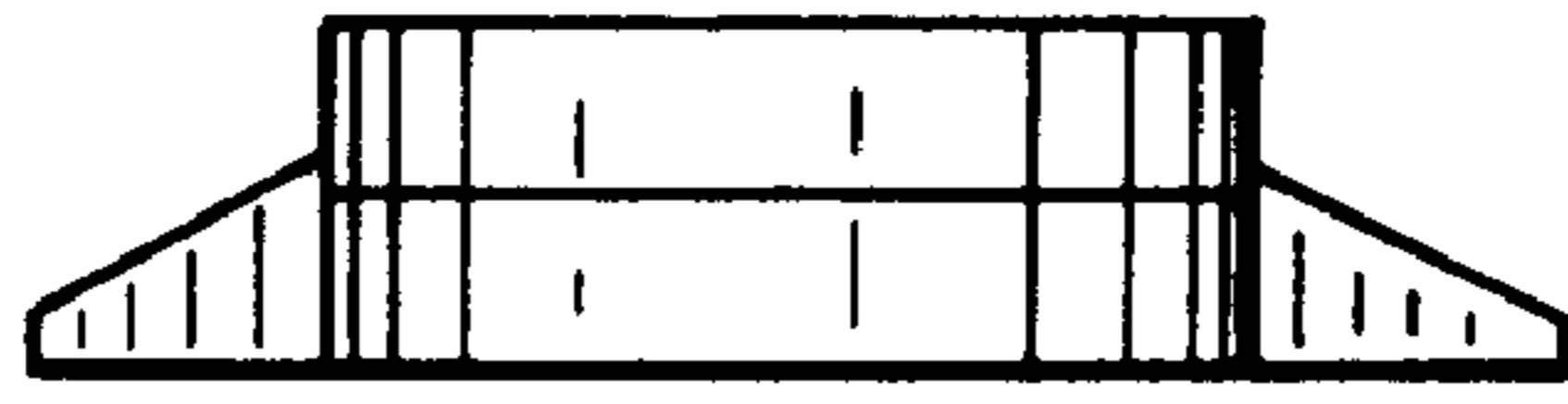


FIG. 5



FIG. 6



FIG. 7