



US00D426850S

United States Patent [19]
Coiner et al.

[11] **Patent Number: Des. 426,850**
[45] **Date of Patent: ** Jun. 20, 2000**

[54] **INK CARTRIDGE FOR PRINTERS**

[75] Inventors: **Erich Coiner**, Poway; **Max S. Gunther**, La Jolla, both of Calif.; **Rosa Calatayud**, Sant Cugat del Valles, Spain; **Ronald D. Stephens, Jr.**, Escondido, Calif.

[73] Assignee: **Hewlett-Packard Company**, Palo Alto, Calif.

[**] Term: **14 Years**

[21] Appl. No.: **29/075,538**

[22] Filed: **Sep. 2, 1997**

[30] **Foreign Application Priority Data**

Mar. 3, 1997 [ES] Spain 139615

[51] **LOC (7) Cl.** **18-02**

[52] **U.S. Cl.** **D18/56; 347/86**

[58] **Field of Search** **D18/56; 347/86, 347/87, 88**

[56] **References Cited**

U.S. PATENT DOCUMENTS

D. 329,591	9/1992	Levy	D18/56
D. 341,156	11/1993	Smith	D18/56
D. 356,597	3/1995	Gray	D18/56
D. 368,275	3/1996	Sakurai et al.	D18/56
D. 378,660	4/1997	Ota et al.	D18/56

4,053,902	10/1977	Skafvenstedt et al.	347/86
4,183,031	1/1980	Kyser et al.	347/86
4,623,905	11/1986	Ichihashi et al.	347/86
4,626,874	12/1986	Murai et al.	347/86
4,831,389	5/1989	Chan	347/86
4,982,200	1/1991	Ramsey	347/86
5,329,294	7/1994	Ontawar et al.	347/87
5,552,816	9/1996	Oda et al.	347/86
5,663,754	9/1997	Lorenze, Jr. et al.	347/87
5,691,755	11/1997	Pawlowski, Jr. et al.	347/86
5,818,484	10/1998	Lee et al.	347/86

Primary Examiner—Cathy Anne MacCormac

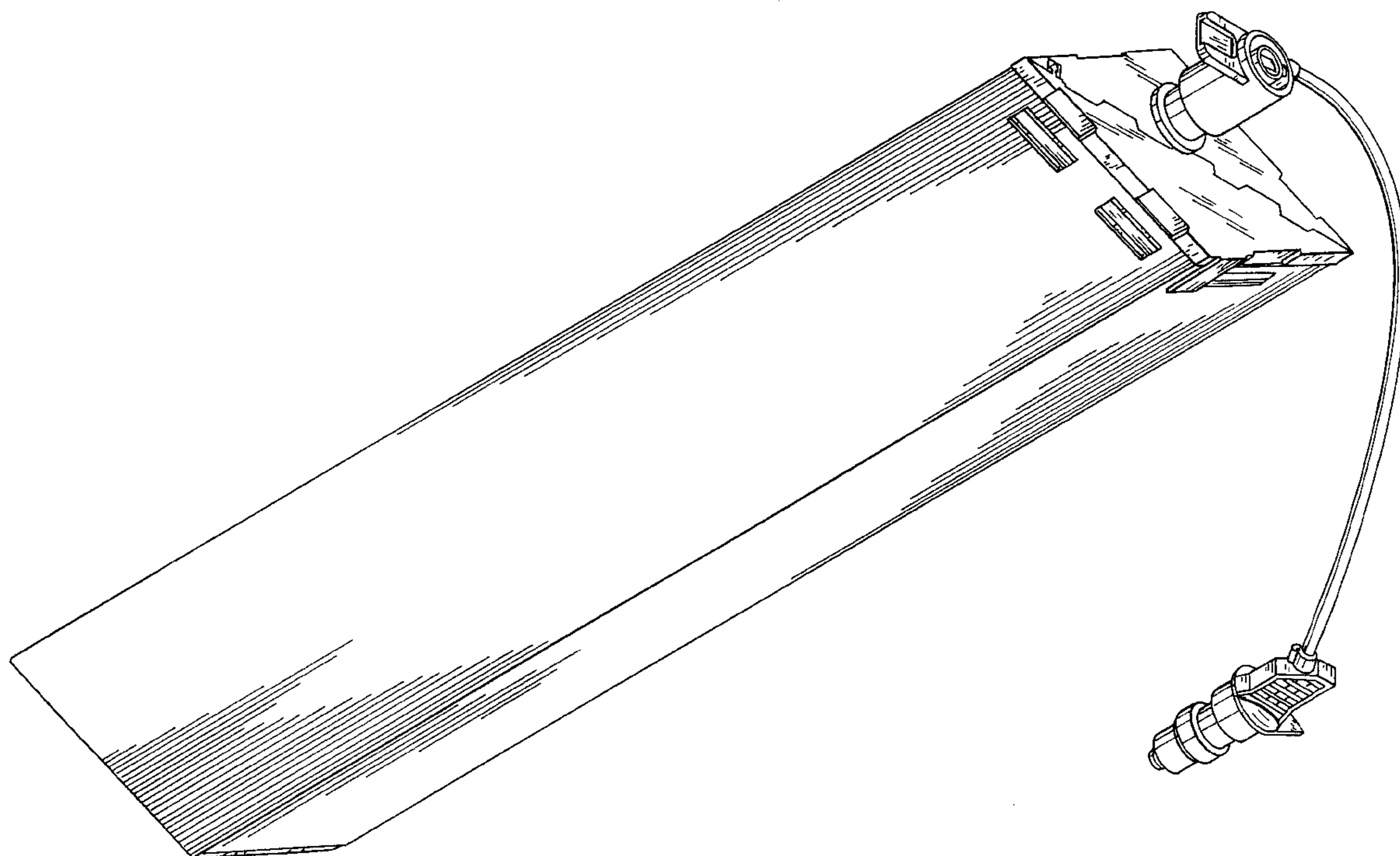
[57] **CLAIM**

The ornamental design for an ink cartridge for printers, as shown and described.

DESCRIPTION

FIG. 1 is a front view of an ink cartridge for printers showing our new design;
FIG. 2 is a side view thereof;
FIG. 3 is a rear view thereof;
FIG. 4 is an opposite side view thereof;
FIG. 5 is a top view thereof;
FIG. 6 is a bottom view thereof;
FIG. 7 is a perspective view thereof taken from the top and the two sides shown in FIG. 3; and,
FIG. 8 is another perspective view thereof taken from the bottom and the two sides shown in FIG. 3.

1 Claim, 8 Drawing Sheets






FIG. 1



FIG. 2

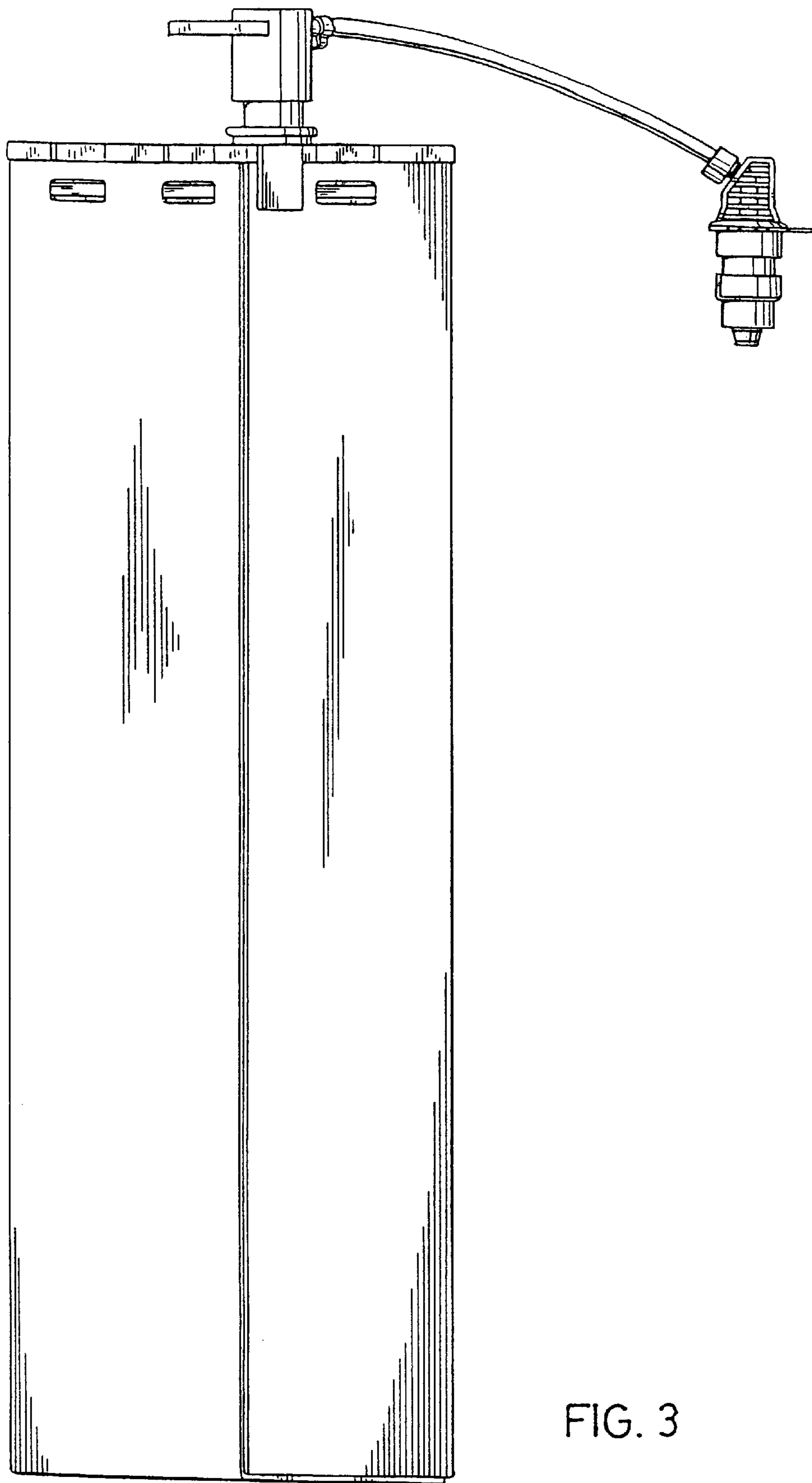


FIG. 3




FIG. 4

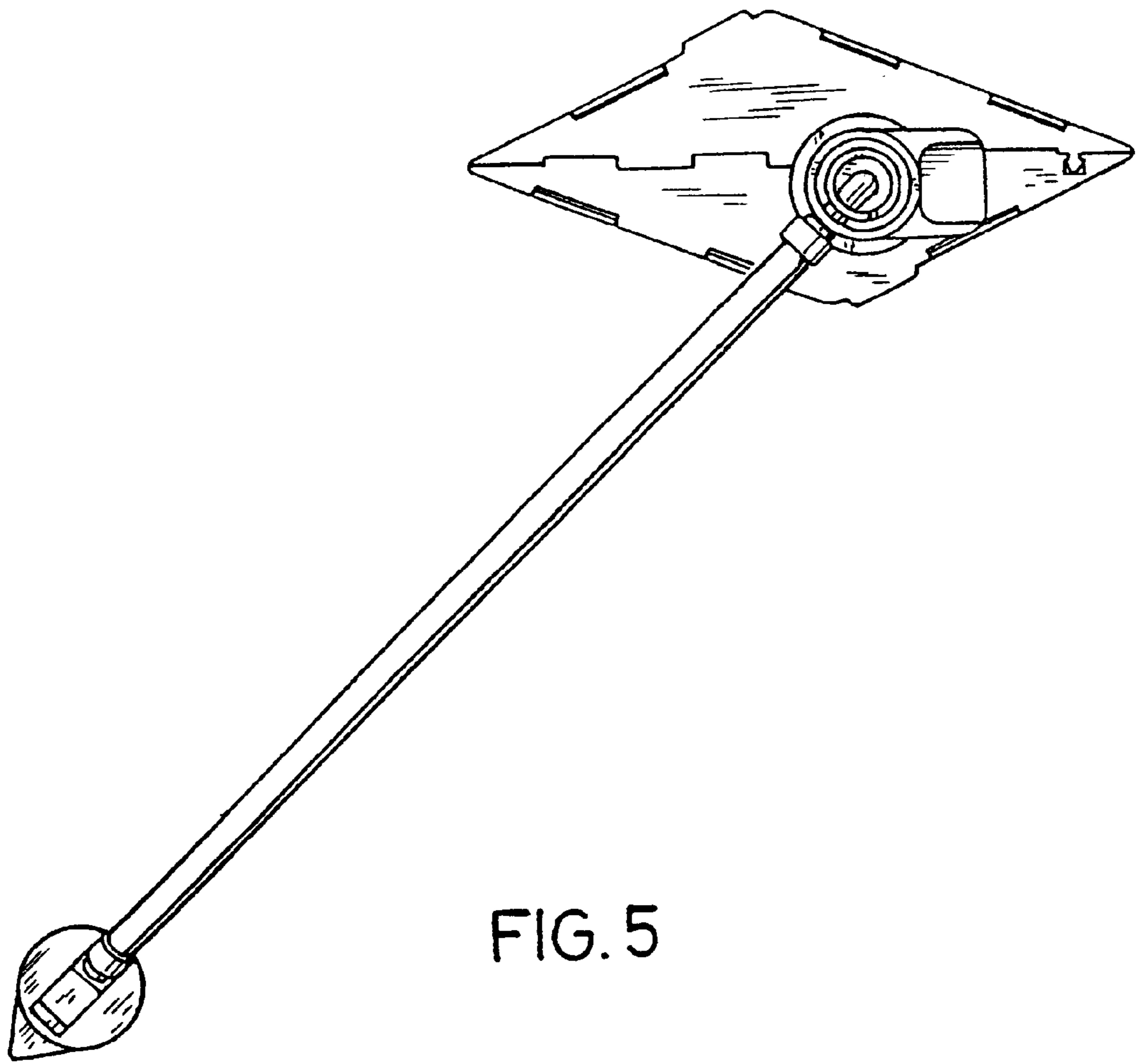


FIG. 5

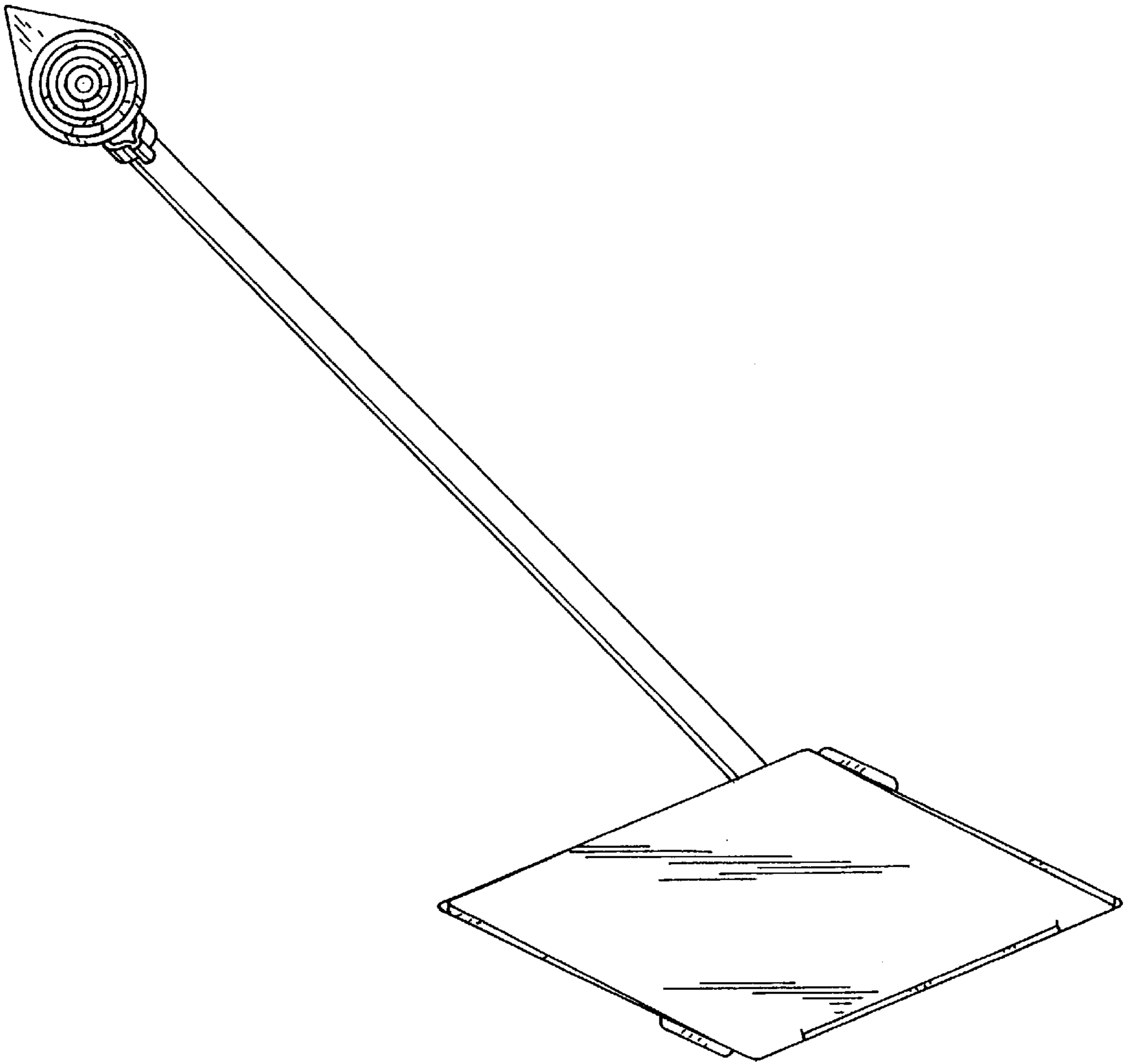


FIG. 6

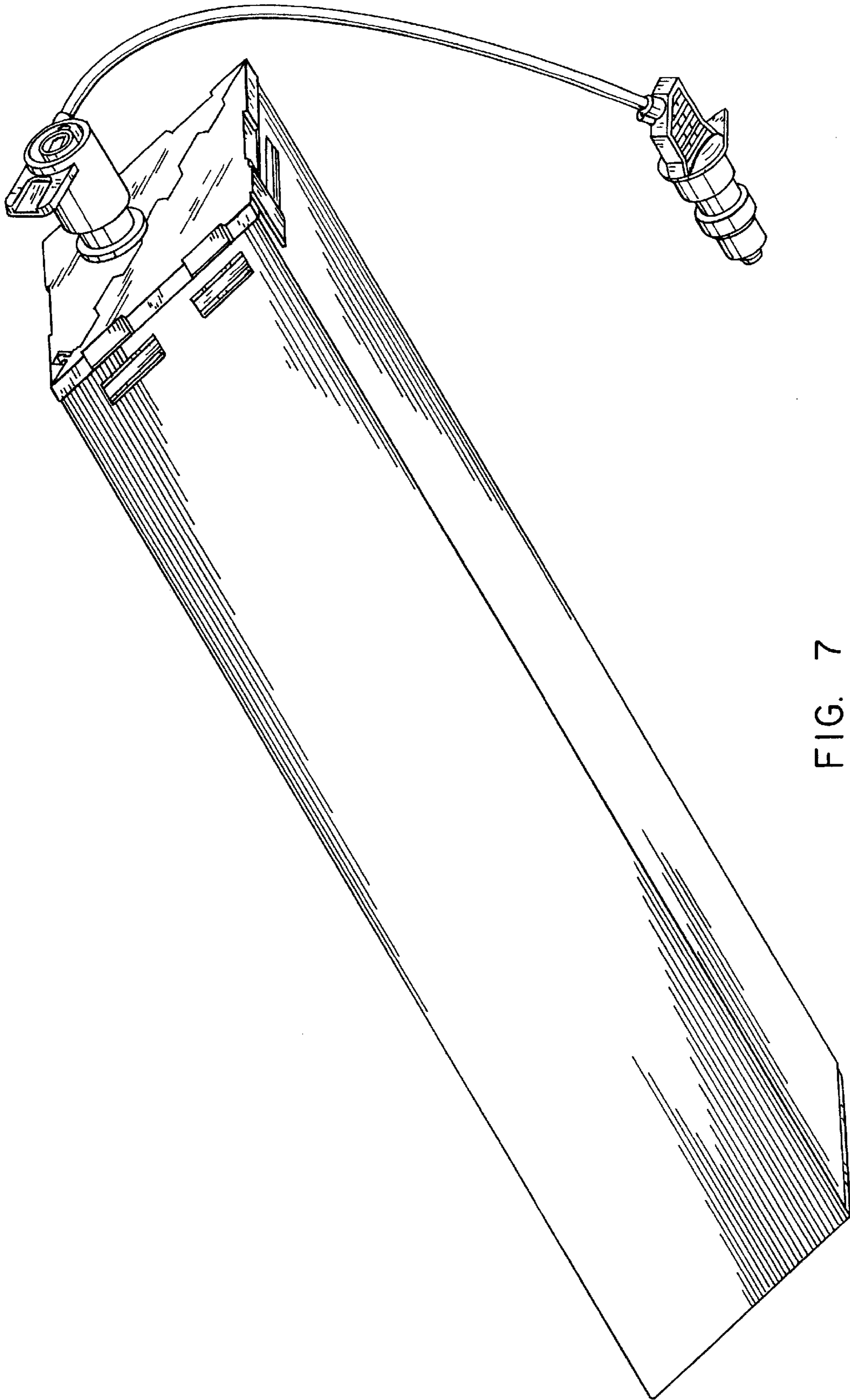


FIG. 7

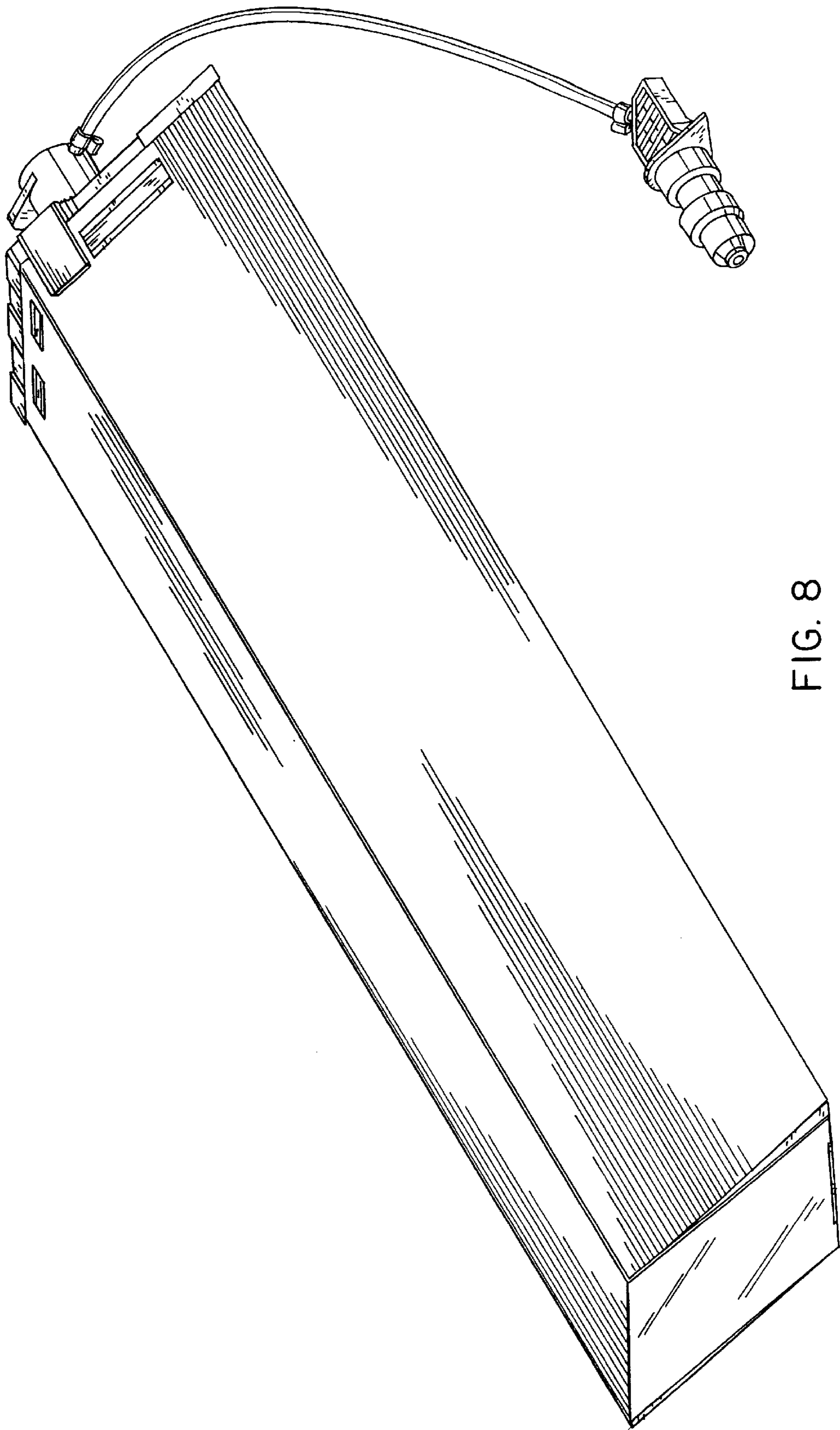


FIG. 8