



US00D426849S

United States Patent [19]
Lee

[11] **Patent Number: Des. 426,849**
[45] **Date of Patent: ** Jun. 20, 2000**

[54] **CALCULATOR**

D. 269,277 6/1983 Yoshioka et al. D18/7
4,259,568 3/1981 Dynesen 235/1 D

[75] Inventor: **Homer Lee**, New Territories, The Hong Kong Special Administrative Region of the People's Republic of China

Primary Examiner—Caron D. Veynar
Attorney, Agent, or Firm—Browning Bushman

[73] Assignee: **Lee Handerson (HK) Limited**

[57] **CLAIM**

[**] Term: **14 Years**

The ornamental design for a calculator, as shown and described.

[21] Appl. No.: **29/102,184**

[22] Filed: **Mar. 18, 1999**

[30] **Foreign Application Priority Data**

DESCRIPTION

Jan. 22, 1999 [HK] The Hong Kong Special Administrative Region of the People's Republic of China 9910076

FIG. 1 is a top perspective view of a calculator showing my new design, having a display cover open to act as a stand; FIG. 2 is a bottom perspective view thereof; FIG. 3 is a top plan view of the calculator, with the cover closed; FIG. 4 is a bottom plan view thereof; FIG. 5 is a left side elevational view thereof; FIG. 6 is a right side elevational view thereof; FIG. 7 is a front elevational view thereof; and, FIG. 8 is a rear end elevational view thereof.

[51] **LOC (7) Cl.** **18-01**

[52] **U.S. Cl.** **D18/7**

[58] **Field of Search** D7/2, 6, 7, 11; D14/100, 105; 364/706-710; 235/1 D

[56] **References Cited**

U.S. PATENT DOCUMENTS

D. 235,209 5/1975 Baughman D18/7

1 Claim, 2 Drawing Sheets





FIG. 1

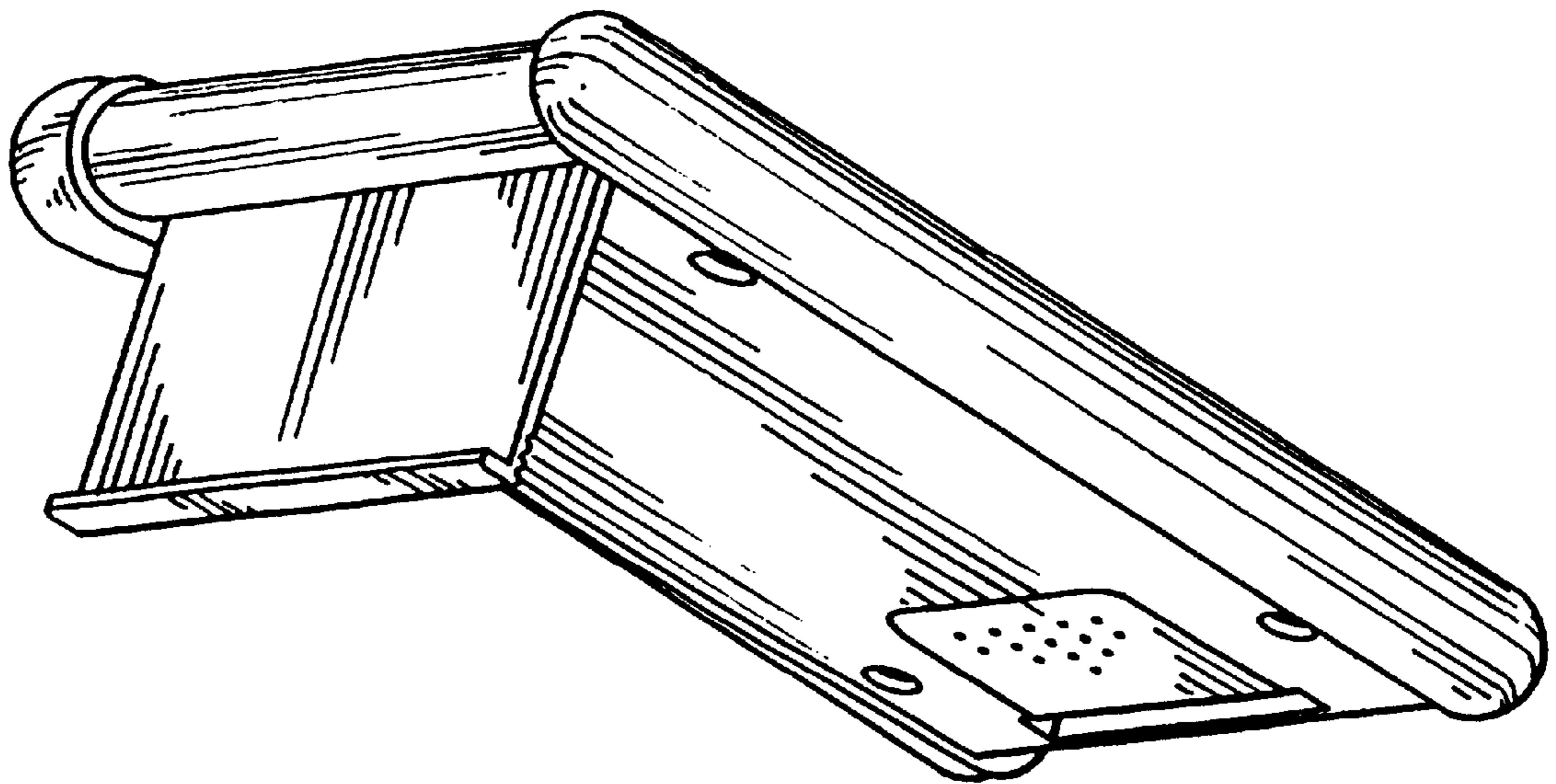


FIG. 2

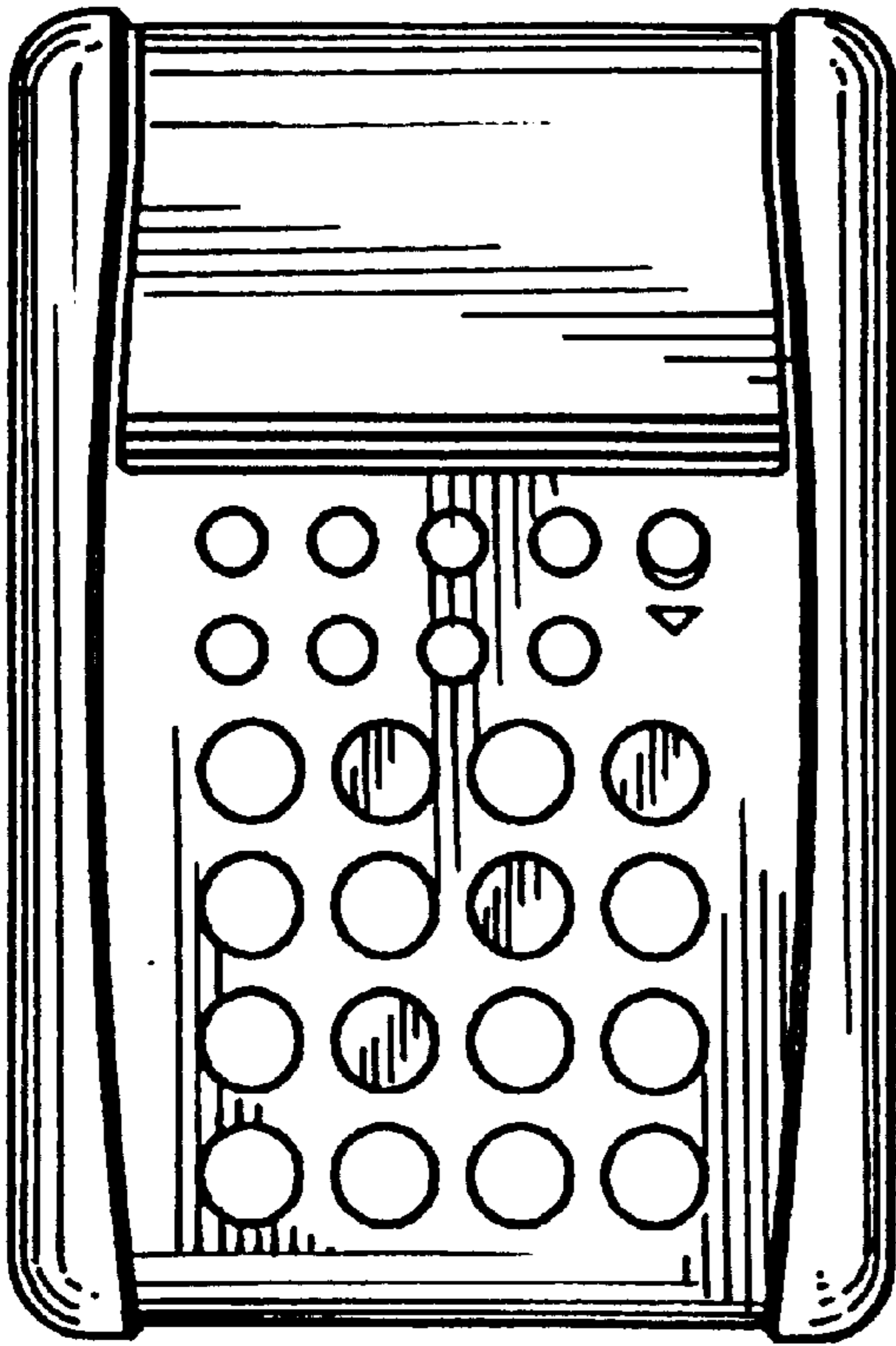


FIG. 3

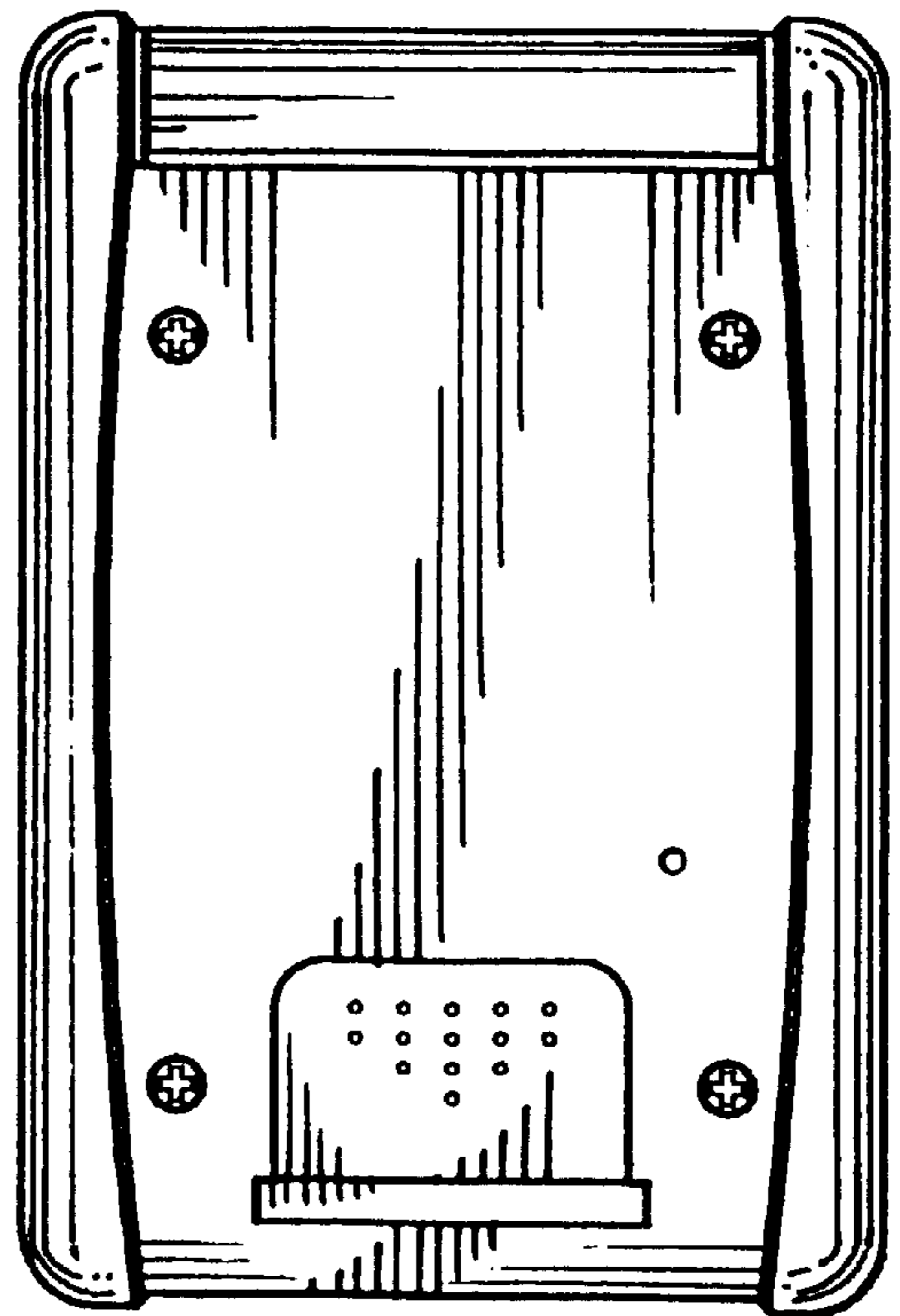


FIG. 4




FIG. 5

FIG. 6

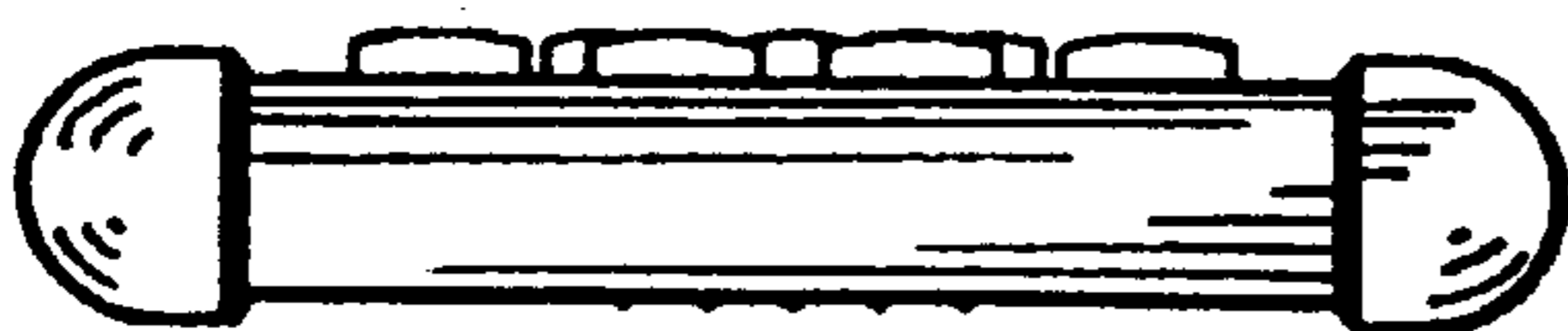



FIG. 7

FIG. 8

