



US00D426816S

United States Patent [19]

Lucente et al.

[11] **Patent Number: Des. 426,816**

[45] **Date of Patent: ** Jun. 20, 2000**

[54] **COMPUTER HOUSING**

D. 333,125 2/1993 Komada et al. D14/100

[75] Inventors: **Samuel Anthony Michael Lucente**,
Stamford, Conn.; **Richard Frank Sapper**, Milan, Italy

Primary Examiner—Freda Nunn
Attorney, Agent, or Firm—George E. Grosser

[73] Assignee: **International Business Machines Corporation**, Armonk, N.Y.

[57] **CLAIM**

The ornamental design for a computer housing, as shown and described.

[**] Term: **14 Years**

DESCRIPTION

[21] Appl. No.: **07/891,461**

FIG. 1 is a top front left perspective view of a computer housing with pivoted leg rotated outwardly to illustrate its in use position.

[22] Filed: **May 29, 1992**

FIG. 2 is a front view thereof.

[51] **LOC (7) Cl.** **14-02**

FIG. 3 is a rear view thereof;

[52] **U.S. Cl.** **D14/100; D14/113**

FIG. 4 is a top view thereof on a reduced scale;

[58] **Field of Search** D14/100, 106,
D14/113, 115, 124-127; 340/700, 706;
364/708, 709.04; 178/18, 19

FIG. 5 is a bottom view thereof;

FIG. 6 is a left side view thereof;

FIG. 7 is a right side view thereof; and,

FIG. 8 is a bottom rear left perspective view thereof.

[56] **References Cited**

A pen is shown in broken lines in FIGS. 5 and 8 for illustrative purposes only and forms no part of the claimed design.

U.S. PATENT DOCUMENTS

- D. 289,873 5/1987 Gemmell et al. D14/113
- D. 317,151 5/1991 Daly D14/100

1 Claim, 5 Drawing Sheets

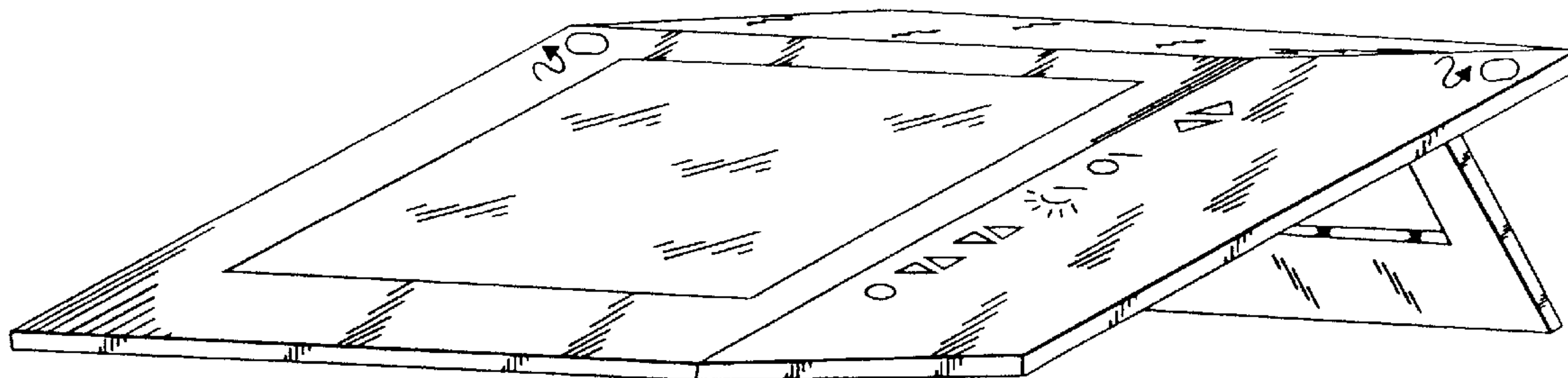


FIG. 1

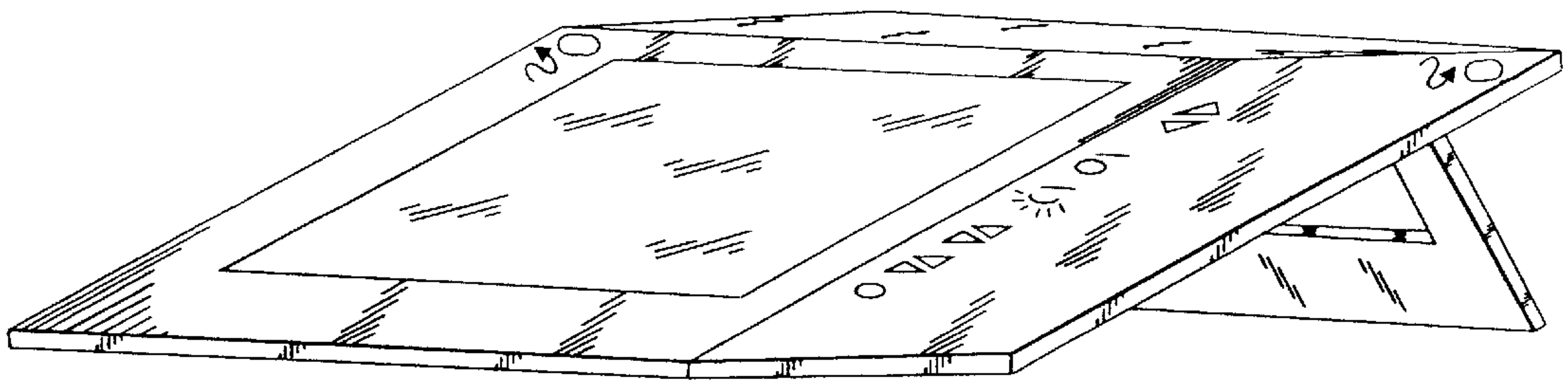


FIG. 2

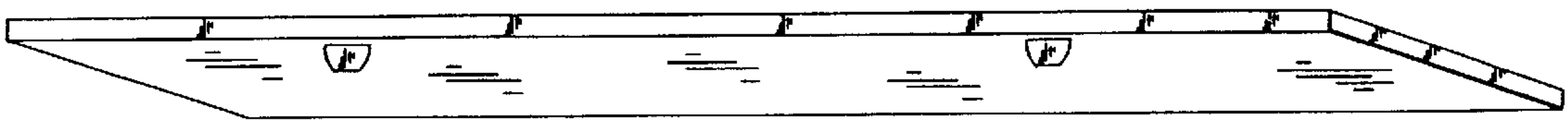


FIG. 3




FIG. 4

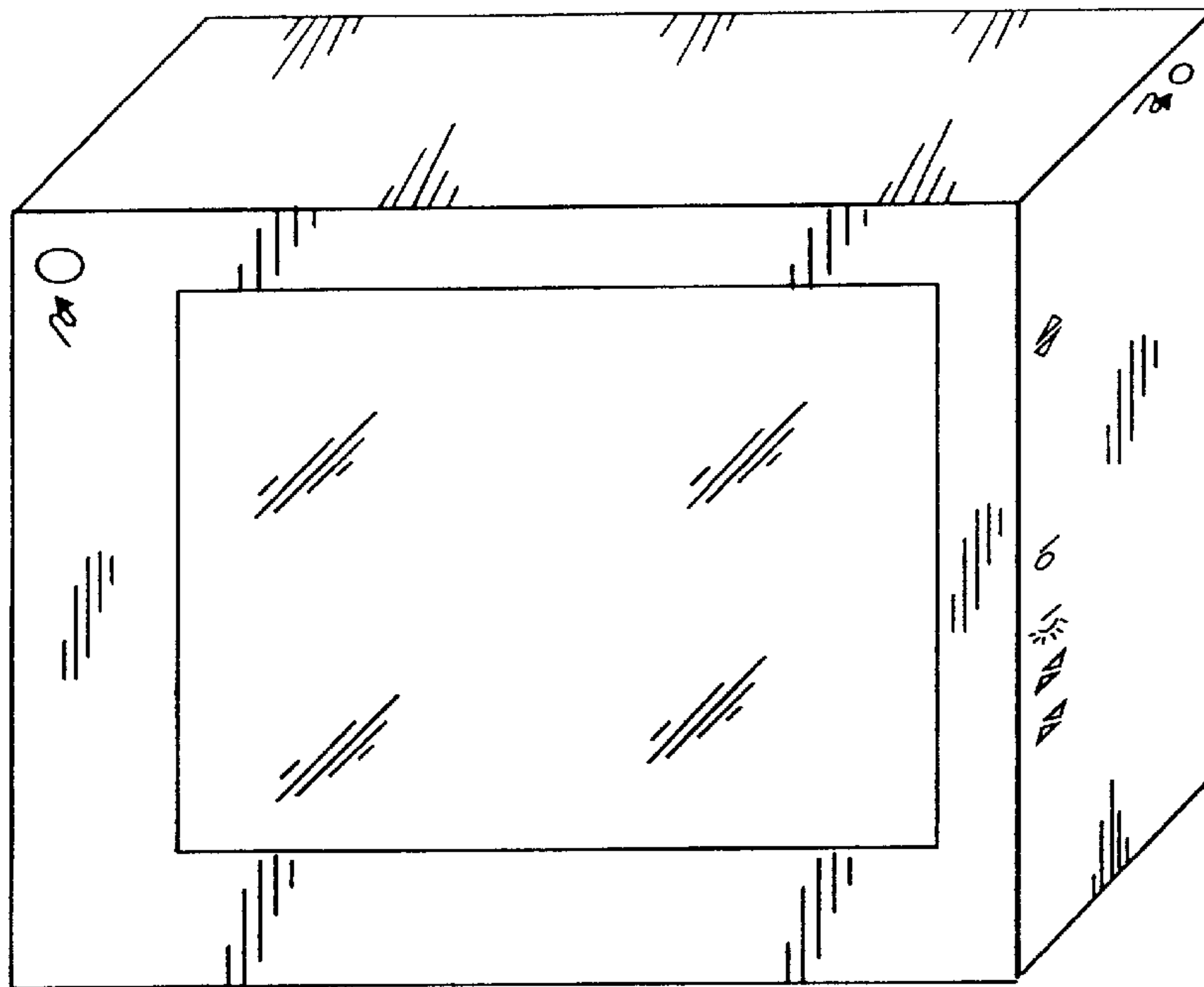


FIG. 5

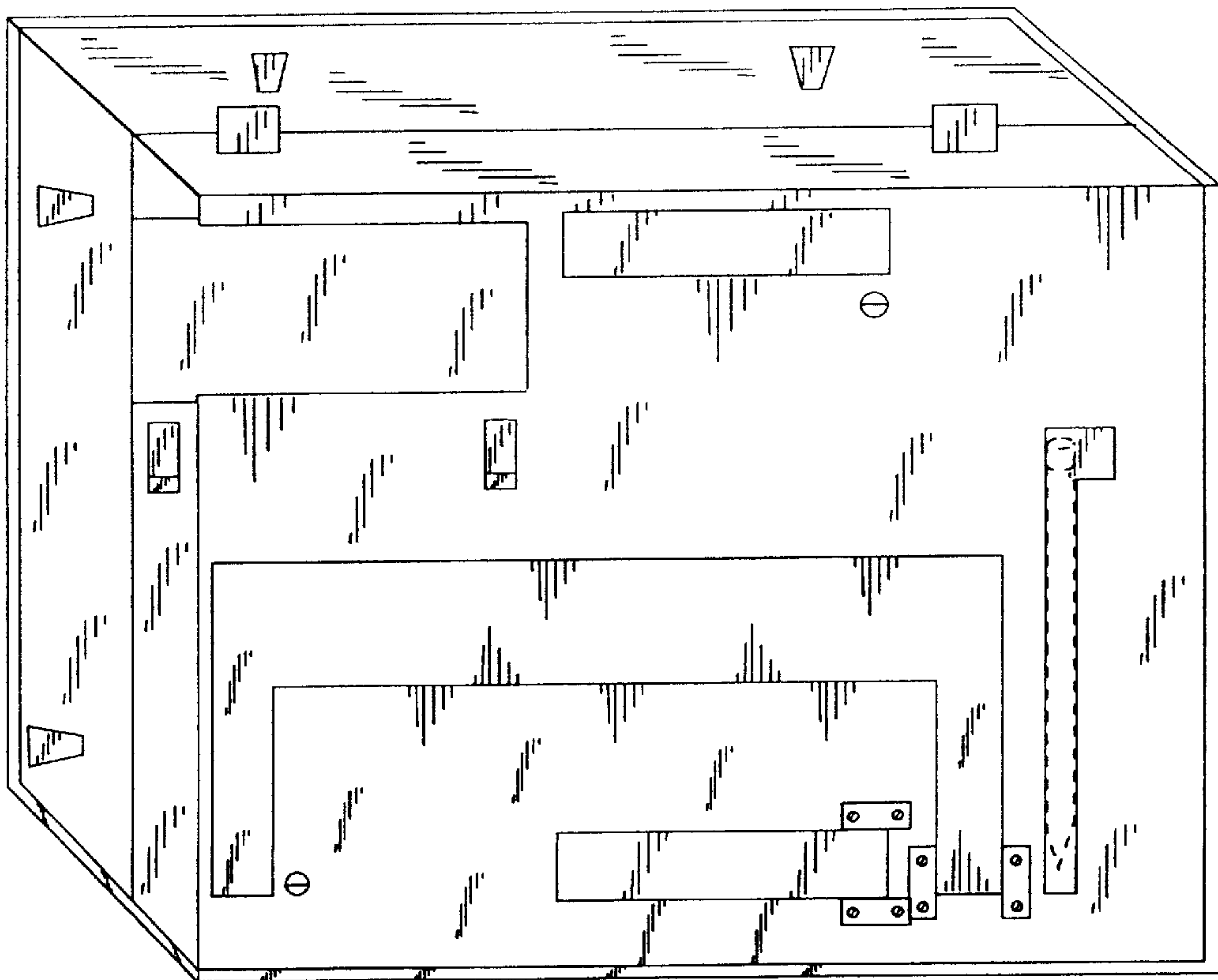


FIG. 6

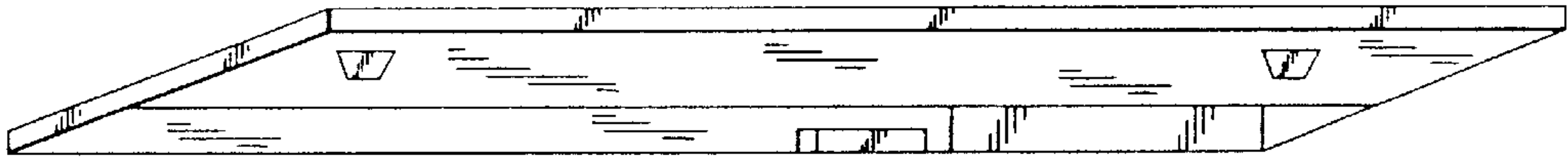


FIG. 7

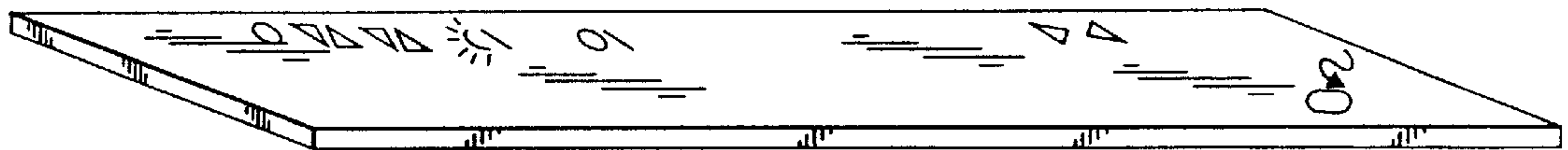


FIG. 8

