



US00D426795S

United States Patent [19] Oliver

[11] Patent Number: **Des. 426,795**

[45] Date of Patent: **** Jun. 20, 2000**

[54] **TIRE TREAD**

[75] Inventor: **Jane Kathleen Oliver**, Pelzer, S.C.

[73] Assignee: **Michelin Recherche et Technique S.A.**, Switzerland

[**] Term: **14 Years**

[21] Appl. No.: **29/108,562**

[22] Filed: **Jul. 29, 1999**

[51] **LOC (7) Cl.** **12-15**

[52] **U.S. Cl.** **D12/146**

[58] **Field of Search** D12/138-152;
152/209.1, 209.8, 209.9, 209.11, 209.13,
209.28, 900, 901, 902, 903

[56] **References Cited**

U.S. PATENT DOCUMENTS

D. 306,844	3/1990	Wallet	D12/146
D. 367,025	2/1996	Faulk et al.	D12/141
D. 387,709	12/1997	Lo	D12/147
D. 400,139	10/1998	Koenigstein et al.	D12/147
D. 410,600	6/1999	Matsuda	D12/146
D. 415,454	12/1997	Blankenship et al.	D12/147

OTHER PUBLICATIONS

Academy Wiretrack Metric Tire, 1998 Tread Design Guide, p. 10. 1/5 & 2/4, Jan. 1998.

Road King Widetrack Touring Radial Tire, 1998 Tread Design Guide, p. 63. 3/2, Jan. 1998.

Summit Siempre VI Tire, 1998 Tire Design Guide, p. 71. 3/2, Jan. 1998.

Tread Design Guide, no month 1996, p. 36, Hankook Optitour 826.

Tread Design Guide, no month 1996, p. 49, Michelin XGT 4.

Tread Design Guide, no month 1996, p. 75, Uniroyal Tiger Paw GTS Rallye.

Tread Design Guide, no month 1999, p. 17, Brigadier Ultra Tech GTH+4.

Tread Design Guide, no month 1999, p. 47, Medalist Defender SRX+4.

Tread Design Guide, no month 1999, p. 51, Mohawk Montega A/S.

Tread Design Guide, no month 1999, p. 73, Tredtech Solo Tech.

Primary Examiner—Robert M. Spear

Attorney, Agent, or Firm—Alan A. Csontos; Robert R. Reed

[57] **CLAIM**

The ornamental design for a tire tread, as shown and described.

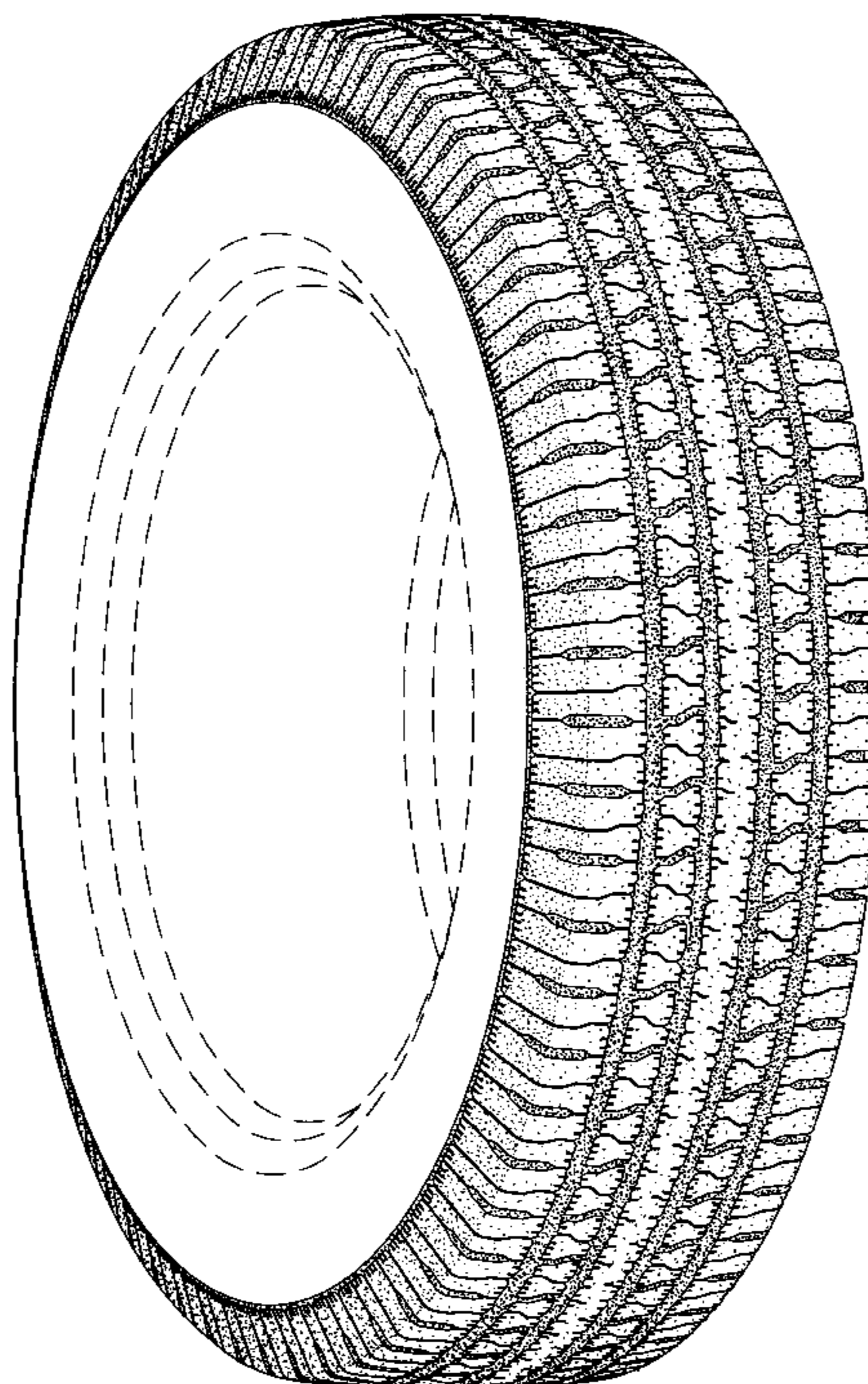
DESCRIPTION

FIG. 1 is a perspective view of a tire tread showing my new design, it being understood that a tread pattern is repeated over the outer circumference and shoulder of a tire, the opposite side being the same as that illustrated; and, FIG. 2 is an enlarged fragmentary front elevation view of the tread pattern of FIG. 1 showing my new design for the tire tread.

In the drawings, the dark stippled surface shading represents the recessed portion of the tread grooves, having a depth as best shown along the right edge of FIG. 1.

The broken line showing of a tire sidewall and inner bead is for illustrative purposes only and forms no part of the claimed design.

1 Claim, 2 Drawing Sheets



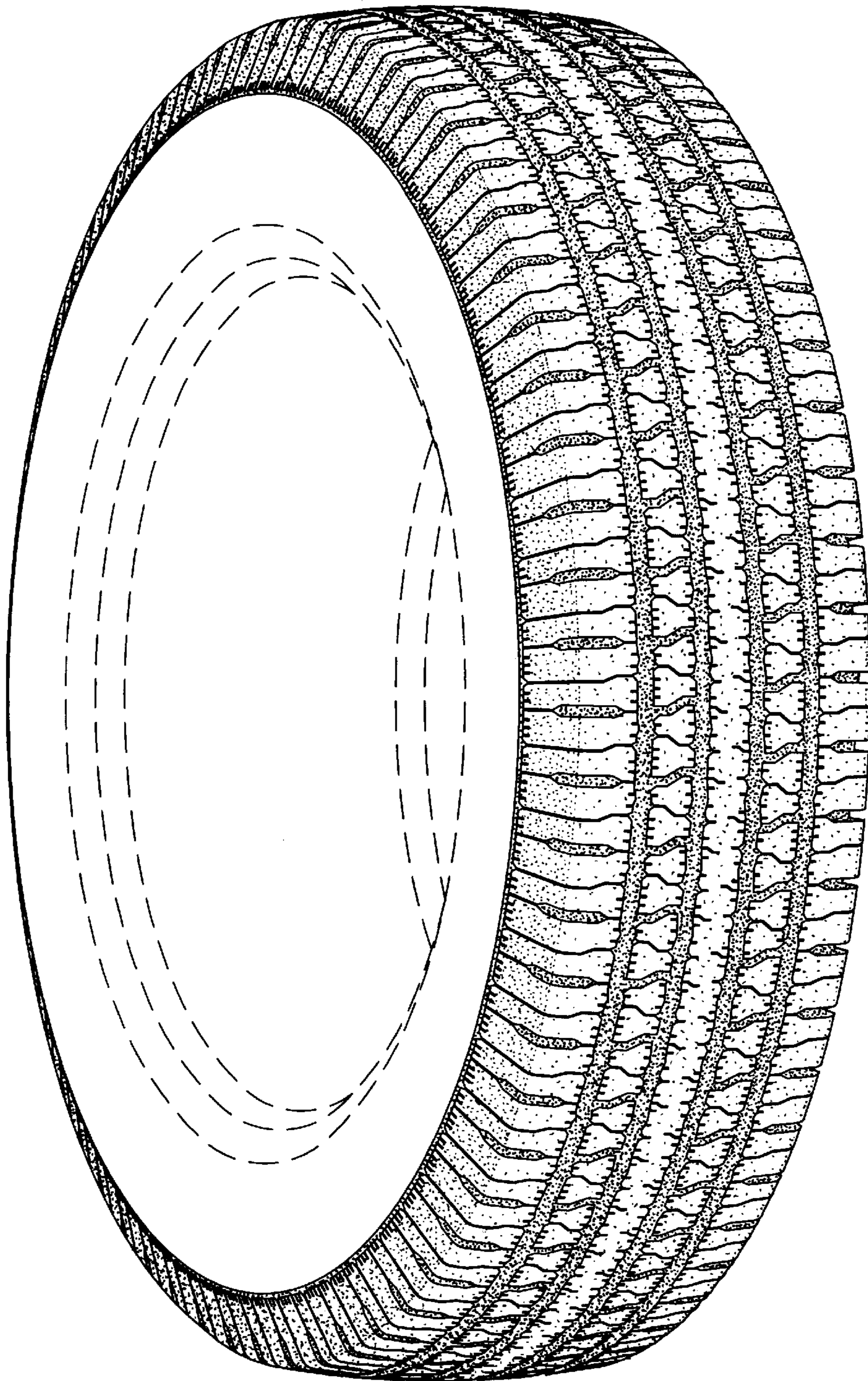


Fig. 1

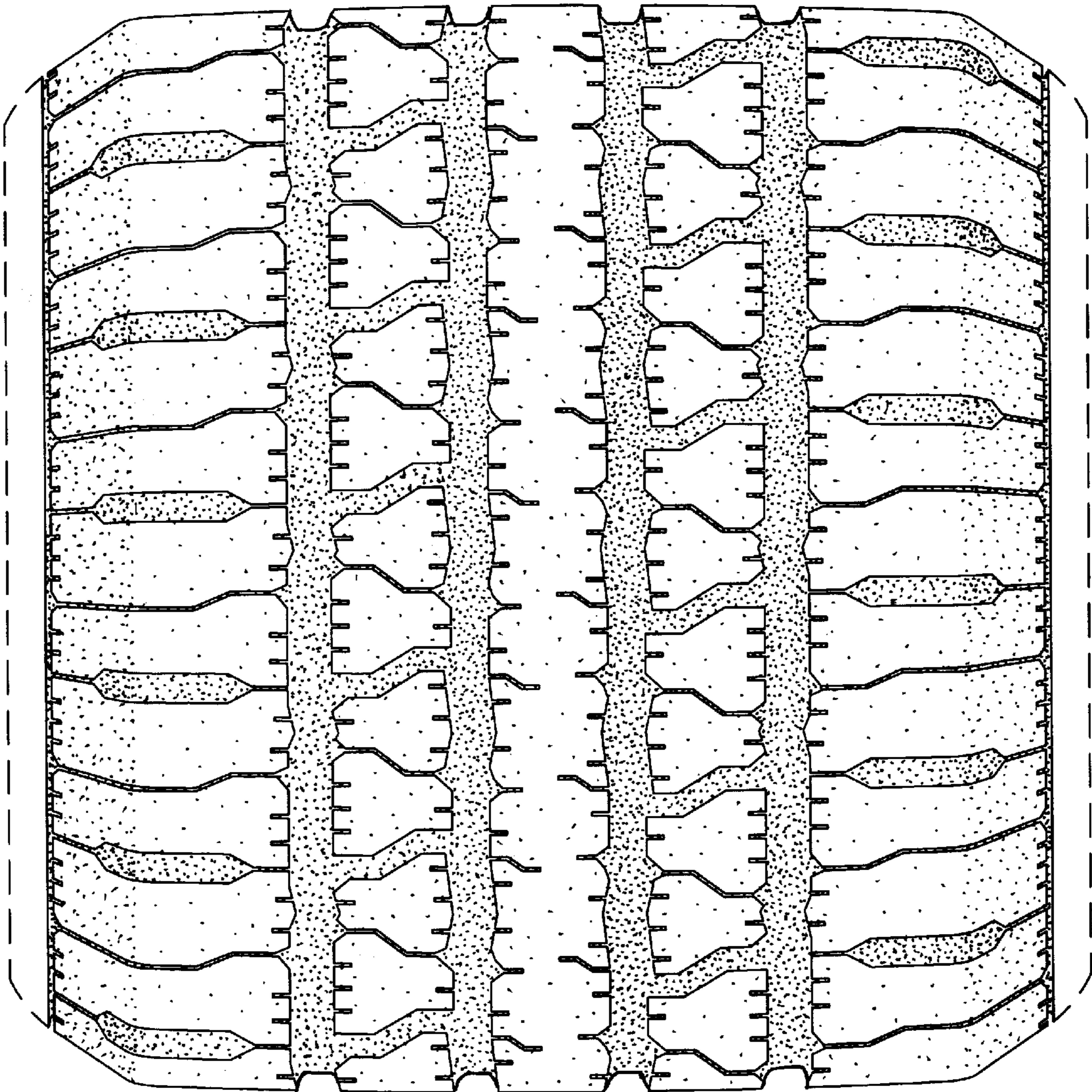


Fig. 2