



US00D426762S

United States Patent [19]

Su

[11] **Patent Number: Des. 426,762**

[45] **Date of Patent: ** Jun. 20, 2000**

[54] **HANDLE**

[75] Inventor: **Tung-Hua Su**, Tainan Hsien, Taiwan

[73] Assignee: **Jorng Well Industrial Co., Ltd.**,
Tainan Hsien, Taiwan

[**] Term: **14 Years**

[21] Appl. No.: **29/112,176**

[22] Filed: **Oct. 13, 1999**

[51] **LOC (7) Cl. 08-06**

[52] **U.S. Cl. D8/320; D8/306; D8/319**

[58] **Field of Search** D8/300, 315-320,
D8/306; 190/115-118; 16/110 R, 111 R;
D3/291, 276

[56] **References Cited**

U.S. PATENT DOCUMENTS

D. 195,822 8/1963 Rhoadev .

D. 222,427 10/1971 Deuring, Jr. .

D. 235,730 7/1975 Bush D8/306

4,919,240 4/1990 Tobins 190/115

Primary Examiner—D. J. Bullock
Attorney, Agent, or Firm—Rosenberg, Klein & Lee

[57] **CLAIM**

The ornamental design for a handle, as shown and described.

DESCRIPTION

FIG. 1 is a perspective view of a handle showing my new design;

FIG. 2 is a front elevational view thereof;

FIG. 3 is a rear elevational view thereof;

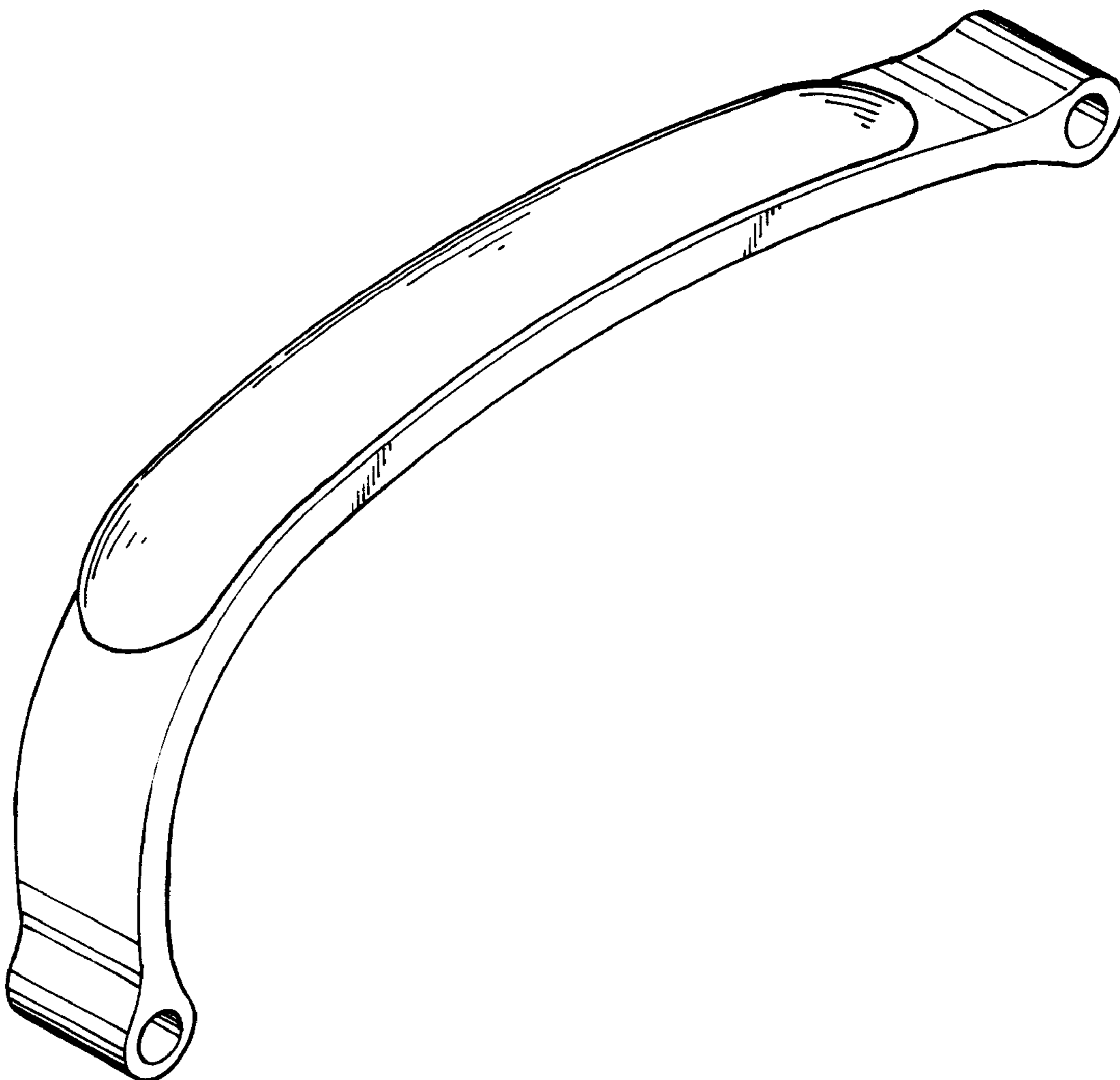
FIG. 4 is a left side elevational view thereof;

FIG. 5 is a right side elevational view thereof; and,

FIG. 6 is a top plan view thereof; and,

FIG. 7 is a bottom plan view thereof.

1 Claim, 4 Drawing Sheets



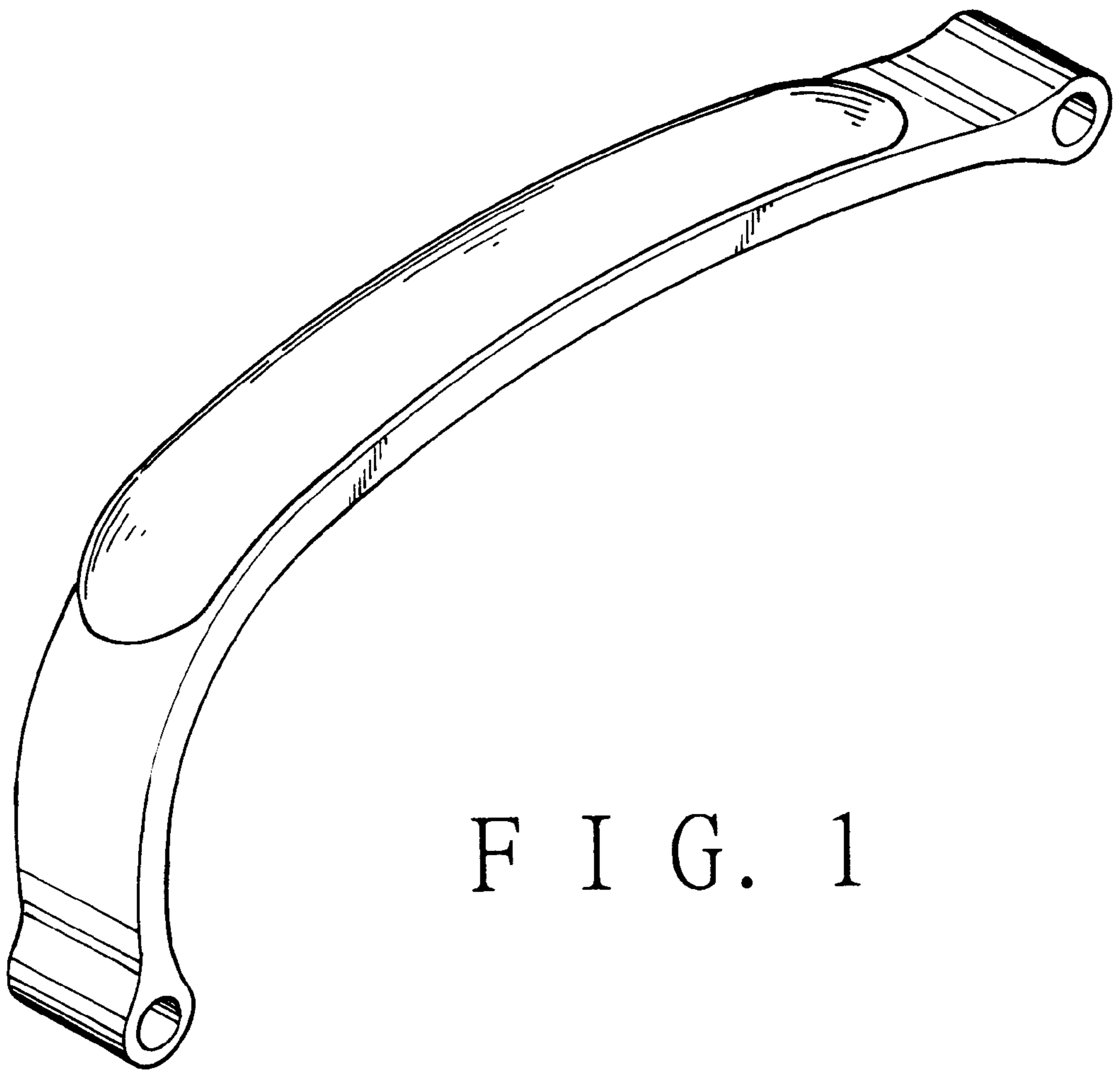


FIG. 1




FIG. 2




FIG. 3



FIG. 4




FIG. 5




FIG. 6

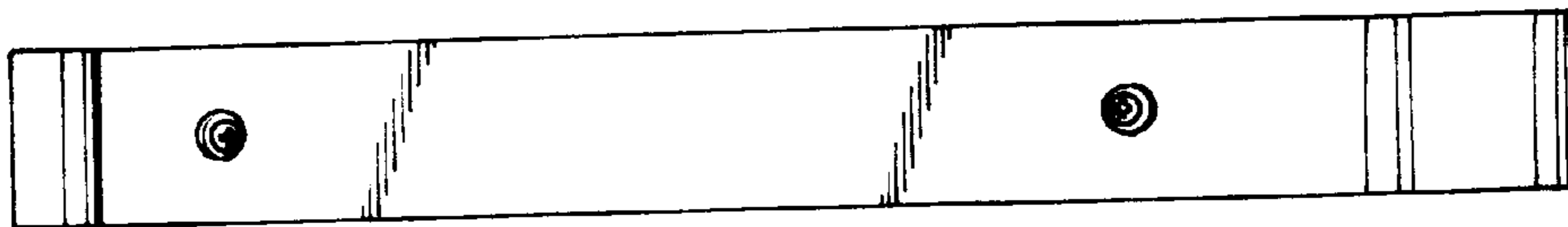


FIG. 7