



US00D426753S

# United States Patent [19] Kibbe

[11] **Patent Number: Des. 426,753**

[45] **Date of Patent: \*\* Jun. 20, 2000**

[54] **PEPPER GRINDER/SALT SHAKER**

[75] Inventor: **Marcus W. Kibbe**, San Marcos, Calif.

[73] Assignee: **Progressive International Corporation**, Kent, Wash.

[\*\*] Term: **14 Years**

[21] Appl. No.: **29/099,670**

[22] Filed: **Jan. 26, 1999**

[51] **LOC (7) Cl.** ..... **07-04**

[52] **U.S. Cl.** ..... **D7/679; D7/597**

[58] **Field of Search** ..... **D7/591-597, 679; 222/142.1-142.9; 241/168, 169, 169.1, 169.2, 285.1**

[56] **References Cited**

**U.S. PATENT DOCUMENTS**

- D. 359,660 6/1995 Joergensen ..... D7/679
- D. 406,733 3/1999 Kibbe et al. .... D7/679

**OTHER PUBLICATIONS**

Illustration by Guido Cozzi/Atlantide for The New York Times, Jul. 5, 1998.

*Primary Examiner*—Terry A. Wallace  
*Attorney, Agent, or Firm*—John R. Benefiel



[57] **CLAIM**

The ornamental design for a pepper grinder/salt shaker, as shown and described.

**DESCRIPTION**

FIG. 1 is a perspective view of the first embodiment; FIG. 2 is a front elevational view of the first embodiment; FIG. 3 is a top plan view of the first embodiment; FIG. 4 is a bottom plan view of the first embodiment; FIG. 5 is a perspective view of the second embodiment; FIG. 6 is a elevational view of the second embodiment; FIG. 7 is a top plan view of the second embodiment; and, FIG. 8 is a bottom plan view of the second embodiment.

**1 Claim, 2 Drawing Sheets**






FIG. 1




FIG. 2

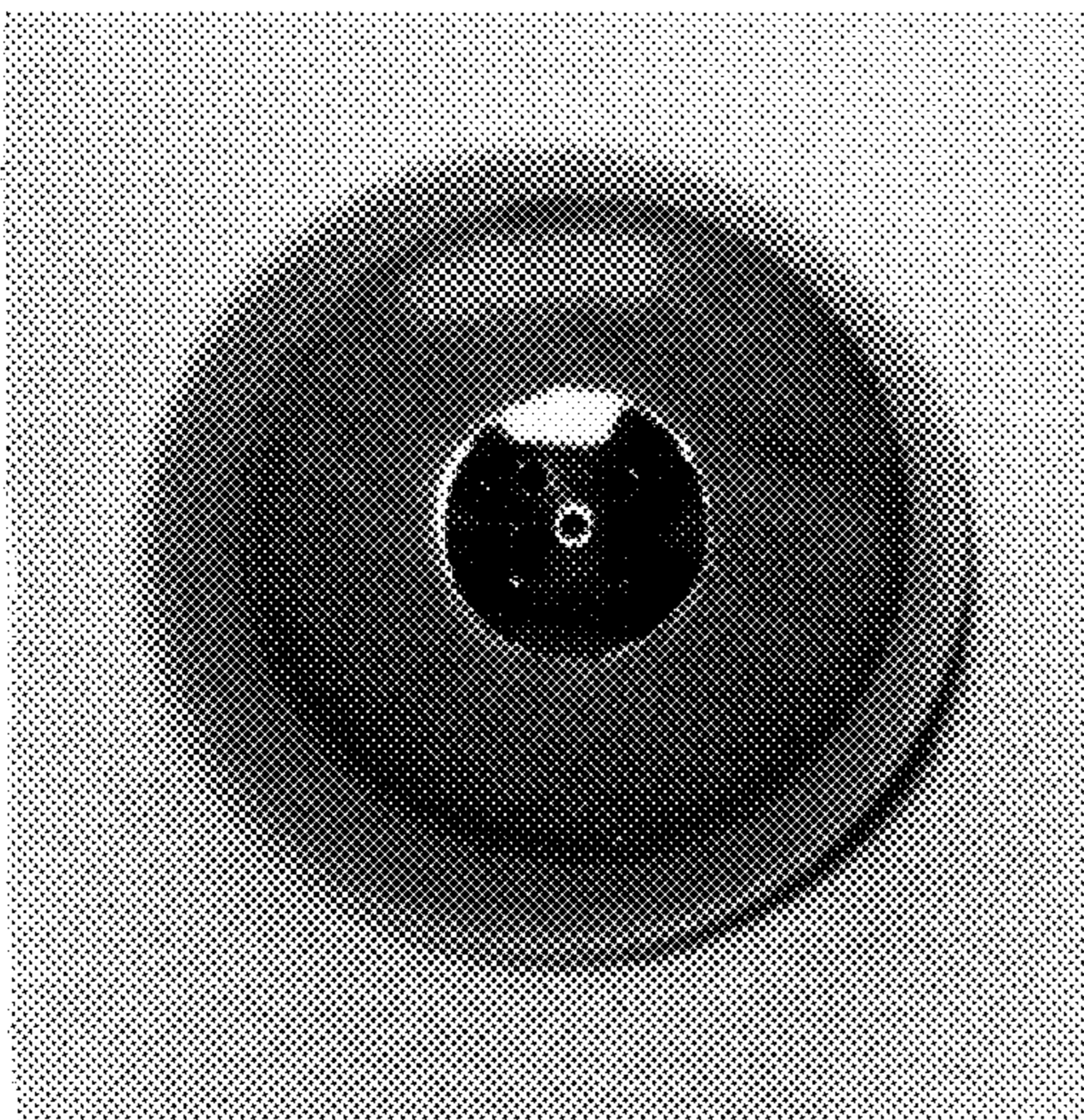


FIG. 3




FIG. 4



FIG. 5




FIG. 6

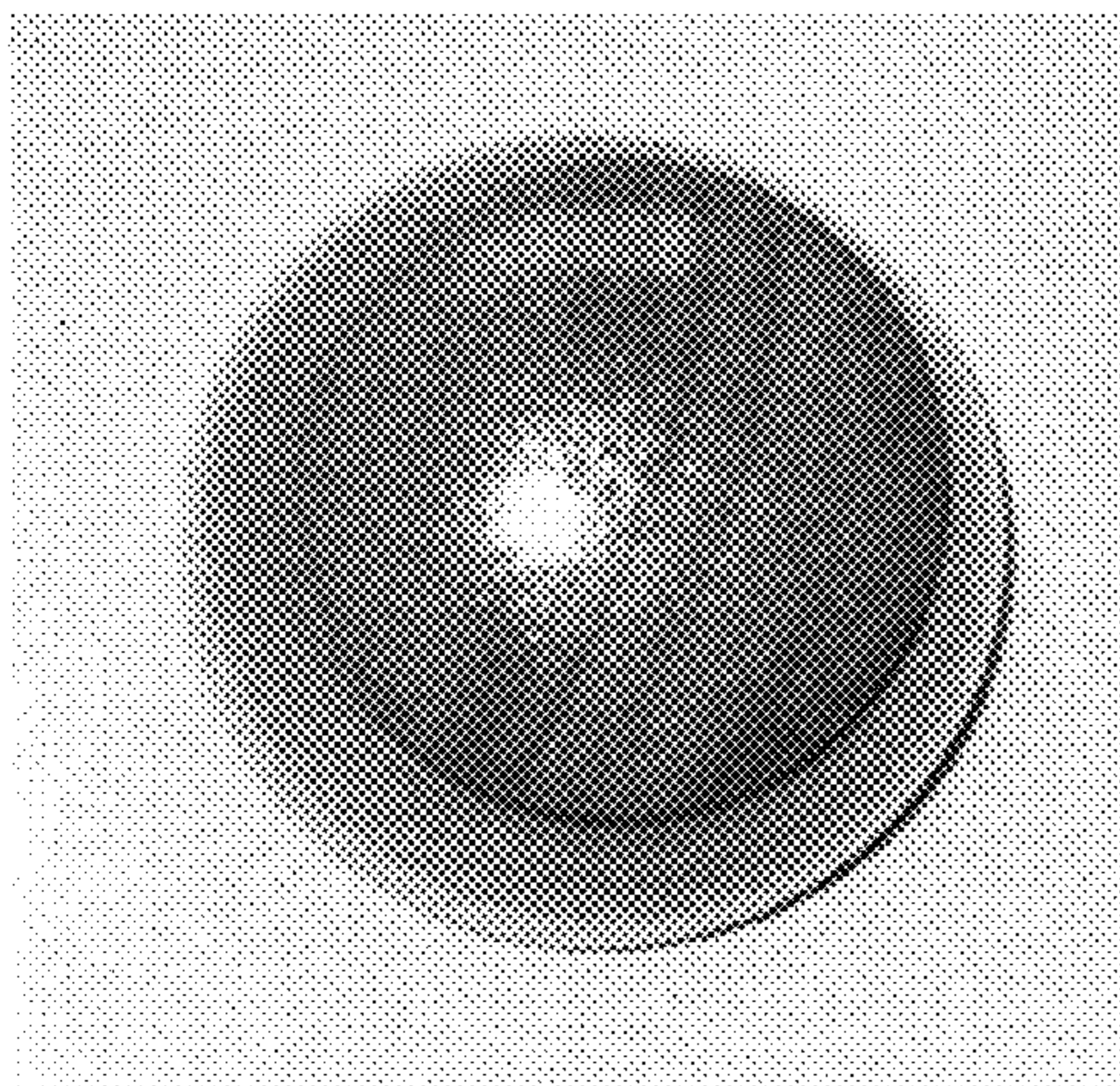


FIG. 7




FIG. 8