



US00D426737S

# United States Patent [19]

Janis

[11] Patent Number: **Des. 426,737**

[45] Date of Patent: **\*\* Jun. 20, 2000**

[54] **WALL HUNG PLATE RACK**

[76] Inventor: **Cheryl R. Janis**, P.O. Box 3376, La Jolla, Calif. 92038

[\*\*] Term: **14 Years**

[21] Appl. No.: **29/110,088**

[22] Filed: **Aug. 30, 1999**

[51] **LOC (7) Cl.** ..... **06-04**

[52] **U.S. Cl.** ..... **D6/566**

[58] **Field of Search** ..... D6/566, 553, 567, D6/569-570, 313; D8/349, 354, 367, 370, 372, 373; 211/13.1, 41.1, 41.2, 41.4, 181.1; 248/302, 309.1, 311.2, 489, 490

[56] **References Cited**

**U.S. PATENT DOCUMENTS**

- D. 396,372 7/1998 Goodman ..... D6/566
- D. 408,191 4/1999 Goodman ..... D6/566

- D. 414,640 10/1999 Goodman ..... D6/566
- 4,445,748 7/1984 Hameister ..... 248/490
- 5,454,539 10/1995 LaFontaine ..... 248/302

*Primary Examiner*—Brian N. Vinson  
*Attorney, Agent, or Firm*—Fish & Richardson, PC

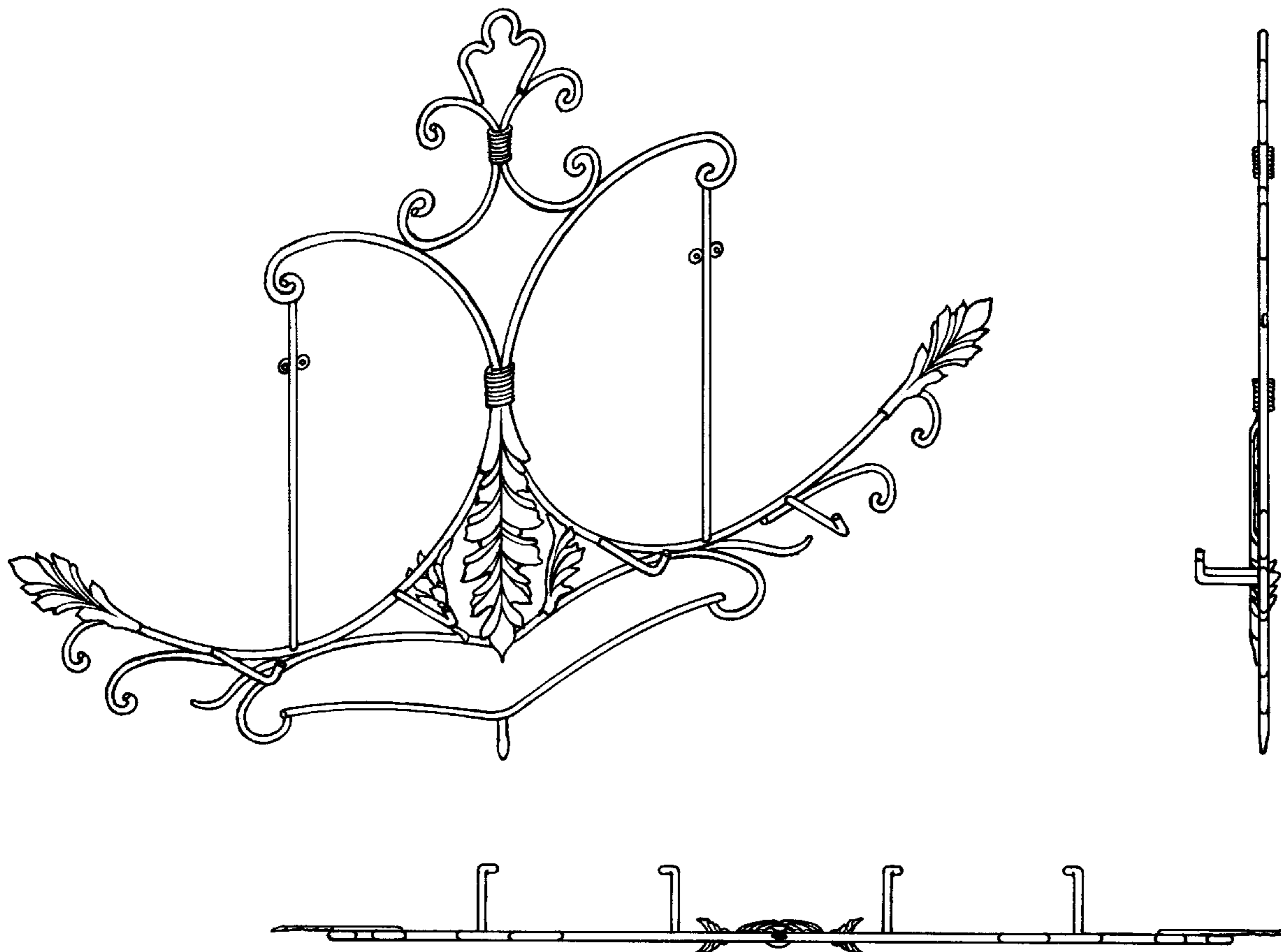
[57] **CLAIM**

The ornamental design for a wall hung plate rack, as shown and described.

**DESCRIPTION**

FIG. 1 is a front and left side view of the wall hung plate rack;  
 FIG. 2 is a right side plan view of the wall hung plate rack;  
 FIG. 3 is a top plan view of the wall hung plate rack;  
 FIG. 4 is a bottom plan view of the wall hung plate rack;  
 FIG. 5 is a front perspective view of the wall hung plate rack; and,  
 FIG. 6 is a rear perspective view of the wall hung plate rack.

**1 Claim, 2 Drawing Sheets**



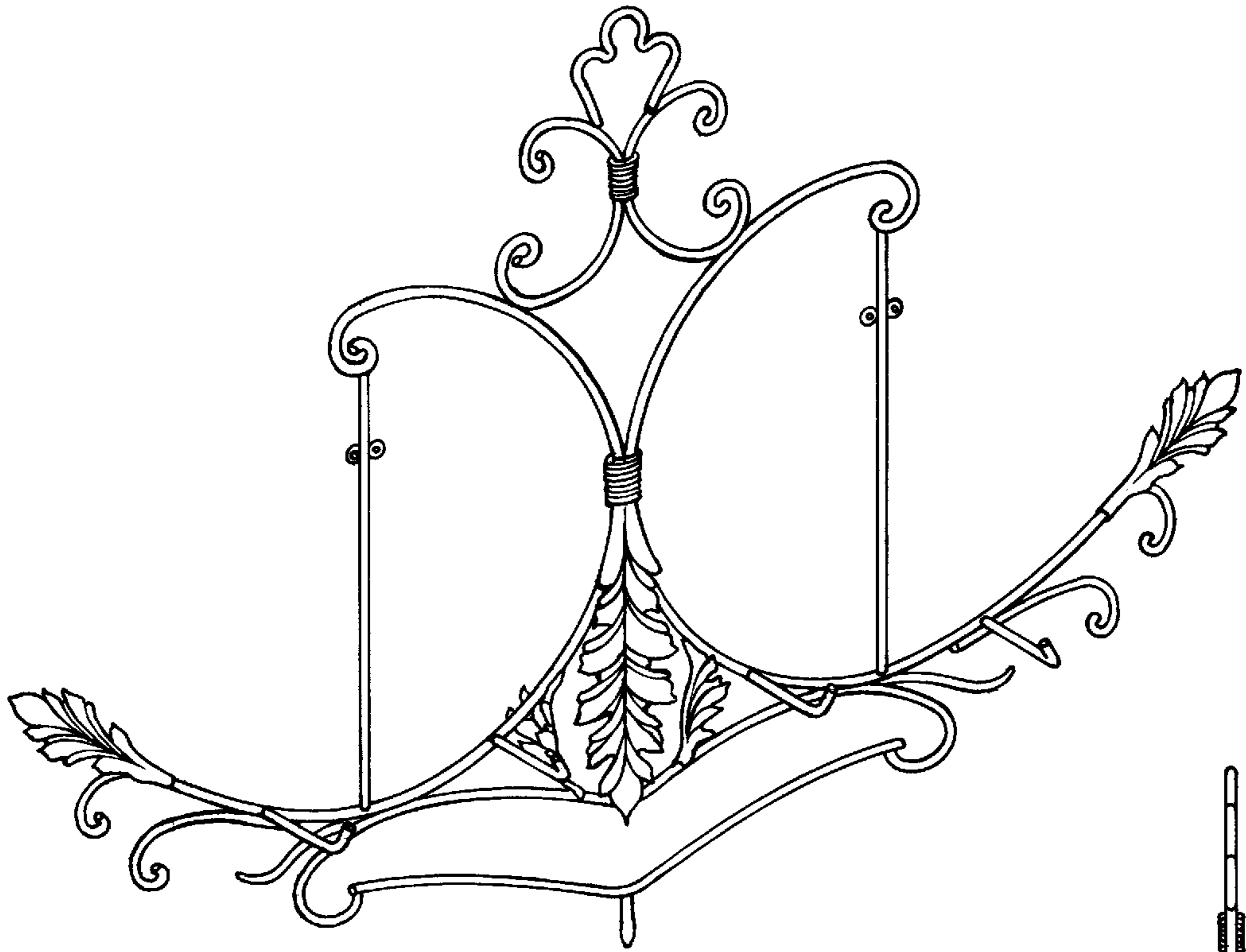


FIG. 1

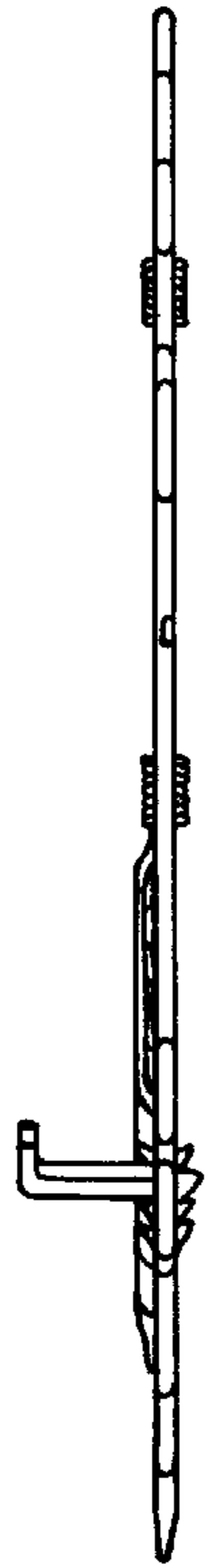


FIG. 2



FIG. 3



FIG. 4




FIG. 5




FIG. 6