



US00D426704S

United States Patent [19] King et al.

[11] Patent Number: Des. 426,704

[45] Date of Patent: ** Jun. 20, 2000

[54] ATTACHE CASE

[75] Inventors: **William L. King**, Denver; **David A. Crumrine**, Golden, both of Colo.

[73] Assignee: **Samsonite Corporation**, Denver, Colo.

[**] Term: **14 Years**

[21] Appl. No.: **29/101,738**

[22] Filed: **Mar. 10, 1999**

[51] LOC (7) Cl. **03-01**

[52] U.S. Cl. **D3/276; D3/900; D3/282**

[58] Field of Search D3/276, 273, 282,
D3/281, 291, 294, 900; 190/110, 111, 112,
113, 114, 115, 900

[56] **References Cited**

U.S. PATENT DOCUMENTS

D. 272,776	2/1984	Pelavin et al.	D3/900
D. 278,861	5/1985	Hasuike	D3/900
D. 291,624	9/1987	Bialo	D3/900
D. 300,988	5/1989	Melk	D3/900
D. 303,455	9/1989	Uchiyama	D3/900

D. 319,731	9/1991	Teynolds, Jr. et al.	D3/900
D. 325,819	5/1992	Lee	D3/900
D. 329,134	9/1992	Tokuda et al.	D3/900
D. 329,138	9/1992	Hsieh	D3/900
D. 331,663	12/1992	Roncato	D3/900
D. 353,713	12/1994	Kumashiro	D3/900
D. 401,408	11/1998	Sun et al.	D3/900

Primary Examiner—Philip S. Hyder
Attorney, Agent, or Firm—Gregory W. O'Connor

[57] **CLAIM**

The ornamental design for an attache case, as shown and described.

DESCRIPTION

FIG. 1 is a perspective view of the case embodying my new design;
FIG. 2 is a right side elevational view thereof, the left side elevational view being a mirror image thereof;
FIG. 3 is a front elevational view thereof;
FIG. 4 is a top plan view thereof;
FIG. 5 is a rear elevational view thereof; and,
FIG. 6 is a bottom plan view thereof.

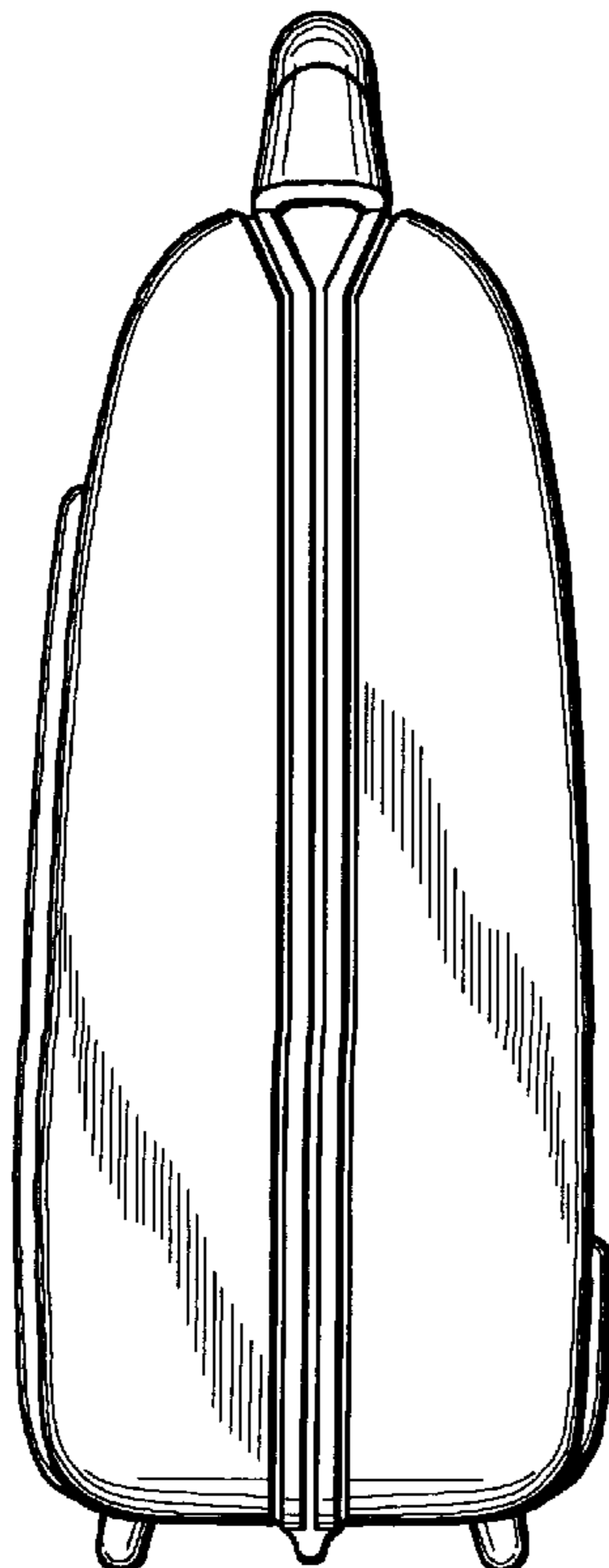
1 Claim, 3 Drawing Sheets



FIG. 1



FIG. 2



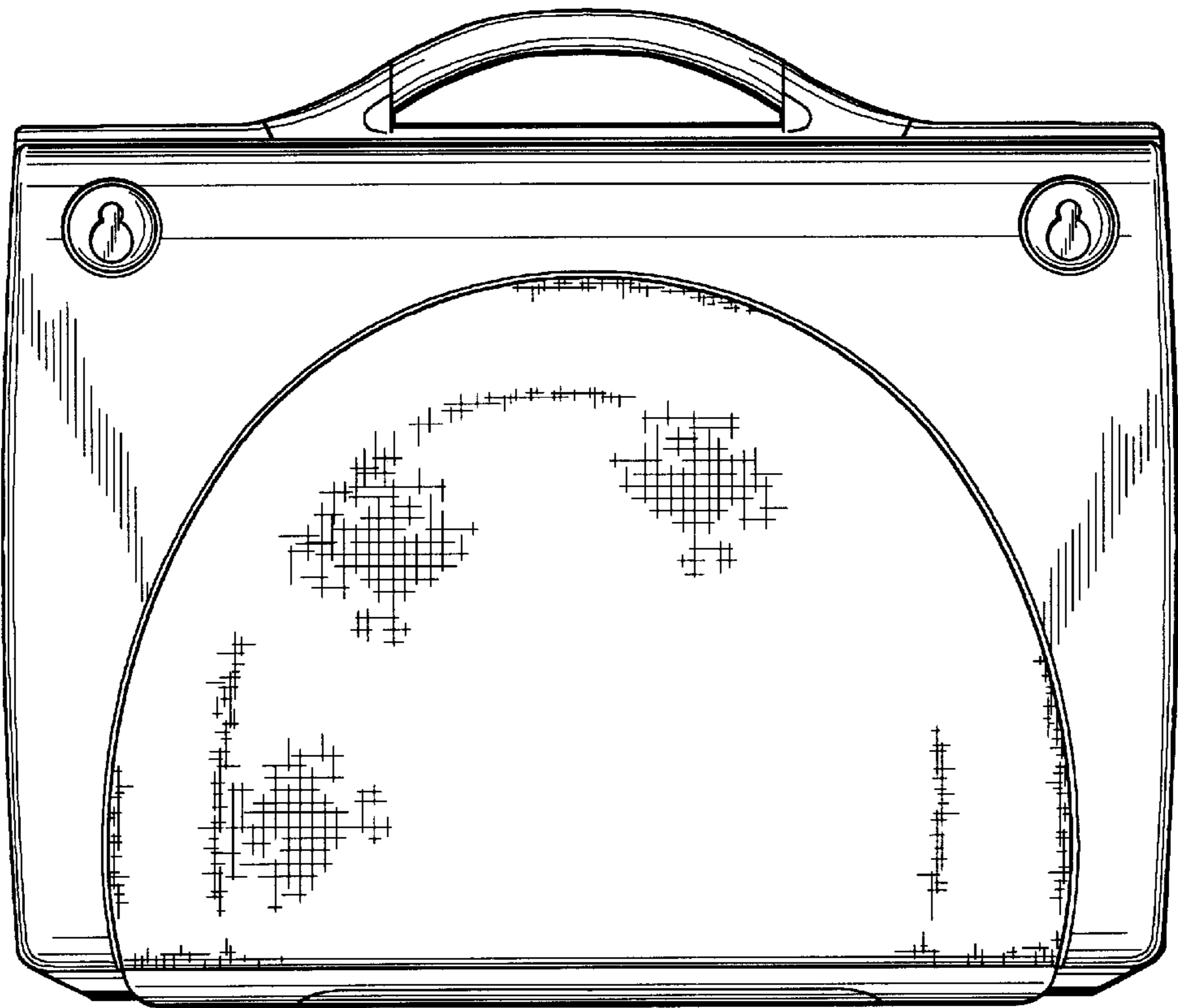


FIG. 3




FIG. 4

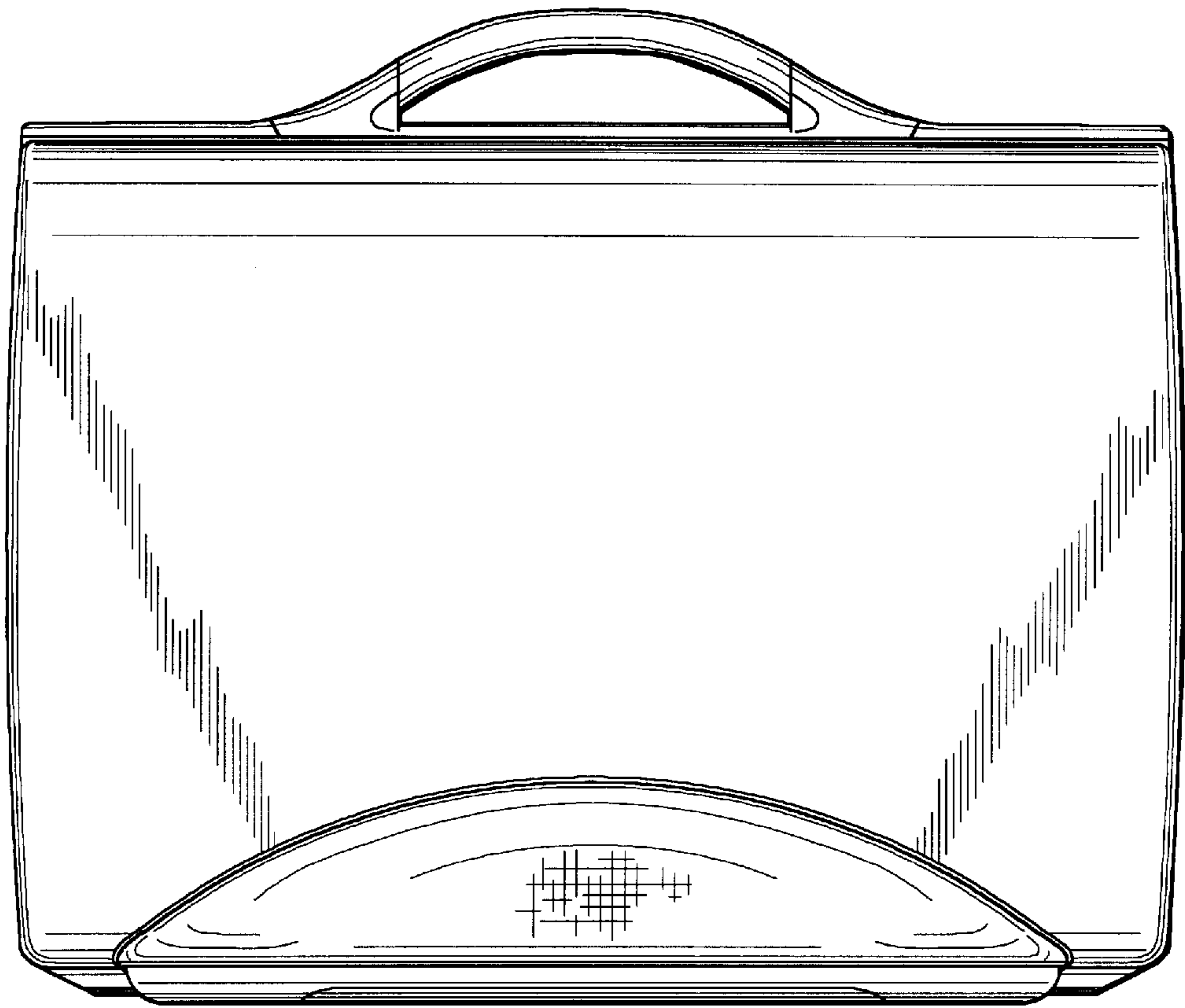


FIG. 5

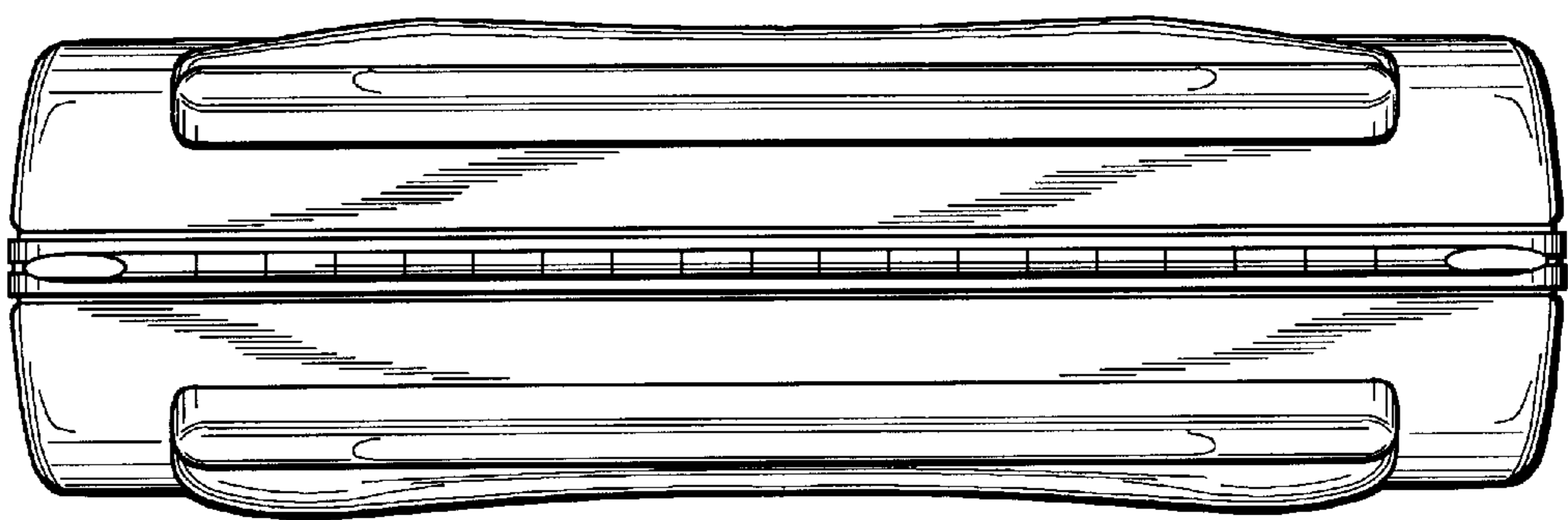


FIG. 6