



US00D426701S

United States Patent [19]

Edwards et al.

[11] Patent Number: **Des. 426,701**

[45] Date of Patent: **** Jun. 20, 2000**

[54] **PAGER COVER**

[76] Inventors: **Kenneth Edwards**, 1810 Burroughs Dr., Dayton, Ohio 45406; **Eric Edwards**, 4365 Spring Creek Dr., Dayton, Ohio 45405

[**] Term: **14 Years**

[21] Appl. No.: **29/104,606**

[22] Filed: **May 6, 1999**

[51] **LOC (7) Cl.** **03-01**

[52] **U.S. Cl.** **D3/218**

[58] **Field of Search** D3/215, 218, 299; D14/138, 250, 251; D6/475, 455, 457, 466; 206/320, 497; 224/240, 236, 901, 904

[56] **References Cited**

U.S. PATENT DOCUMENTS

- D. 321,446 11/1991 Liptak D6/475
- D. 329,945 10/1992 Benskin D3/218

- D. 372,145 7/1996 Elmer D6/475
- D. 404,197 1/1999 Dobbins D3/230
- D. 414,926 10/1999 Reina D3/218
- 4,901,852 2/1990 King 206/320
- 5,598,926 2/1997 Vogt D3/218 X

Primary Examiner—Louis S. Zarfes
Assistant Examiner—Catherine R. Oliver


[57] **CLAIM**

The ornamental design for a pager cover, as shown.

DESCRIPTION

FIG. 1 is a rear elevational view of the pager cover of the present invention;
FIG. 2 is a front elevational view of the pager cover of FIG. 1;
FIG. 3 is a left side elevational view of the pager cover of FIG. 1;
FIG. 4 is a right side elevational view of the pager cover of FIG. 1;
FIG. 5 is a top plan view of the pager cover of FIG. 1; and, FIG. 6 is a bottom plan view of the pager cover of FIG. 1.

1 Claim, 2 Drawing Sheets






Fig. 1




Fig. 2




Fig. 3




Fig. 4

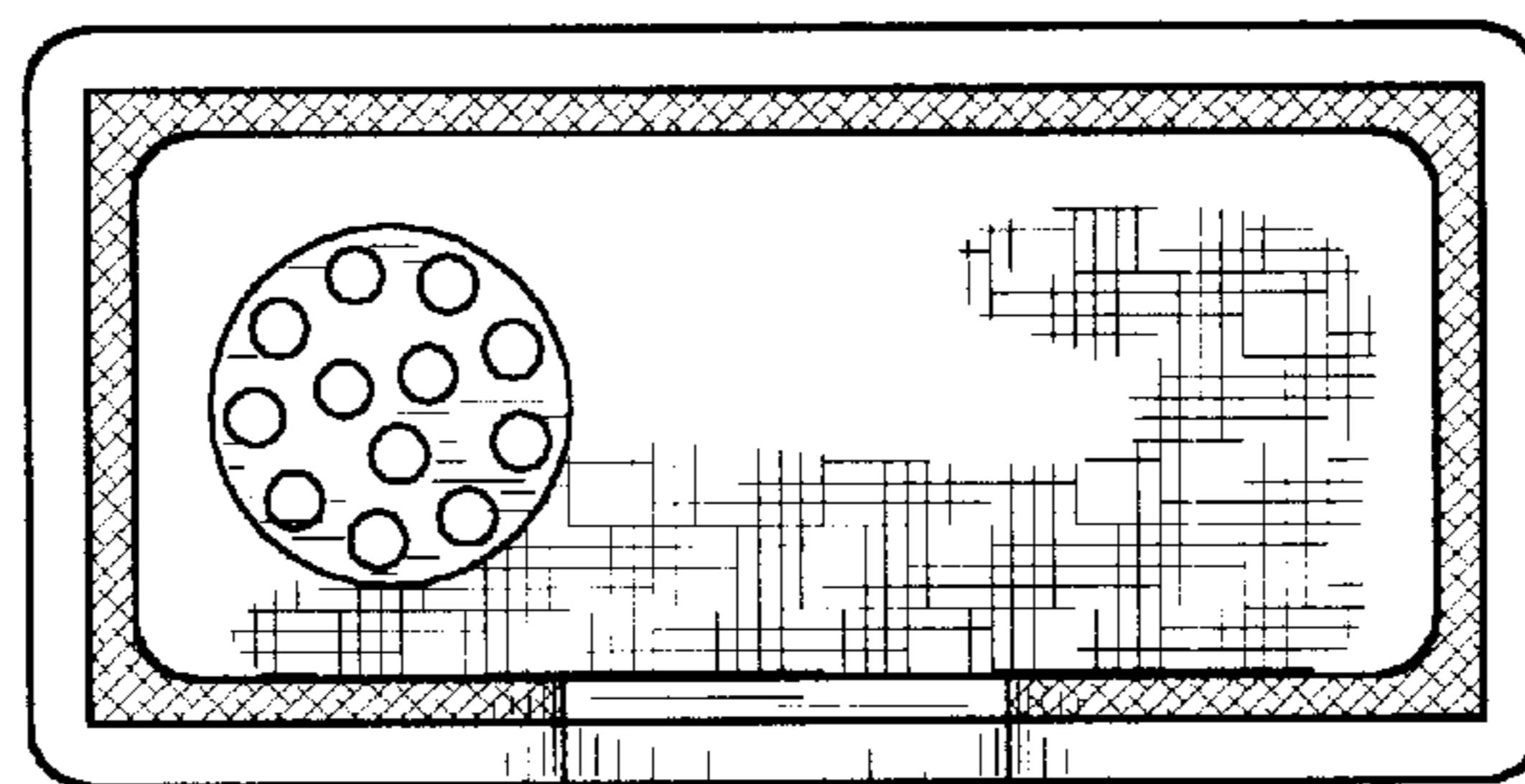


Fig. 5

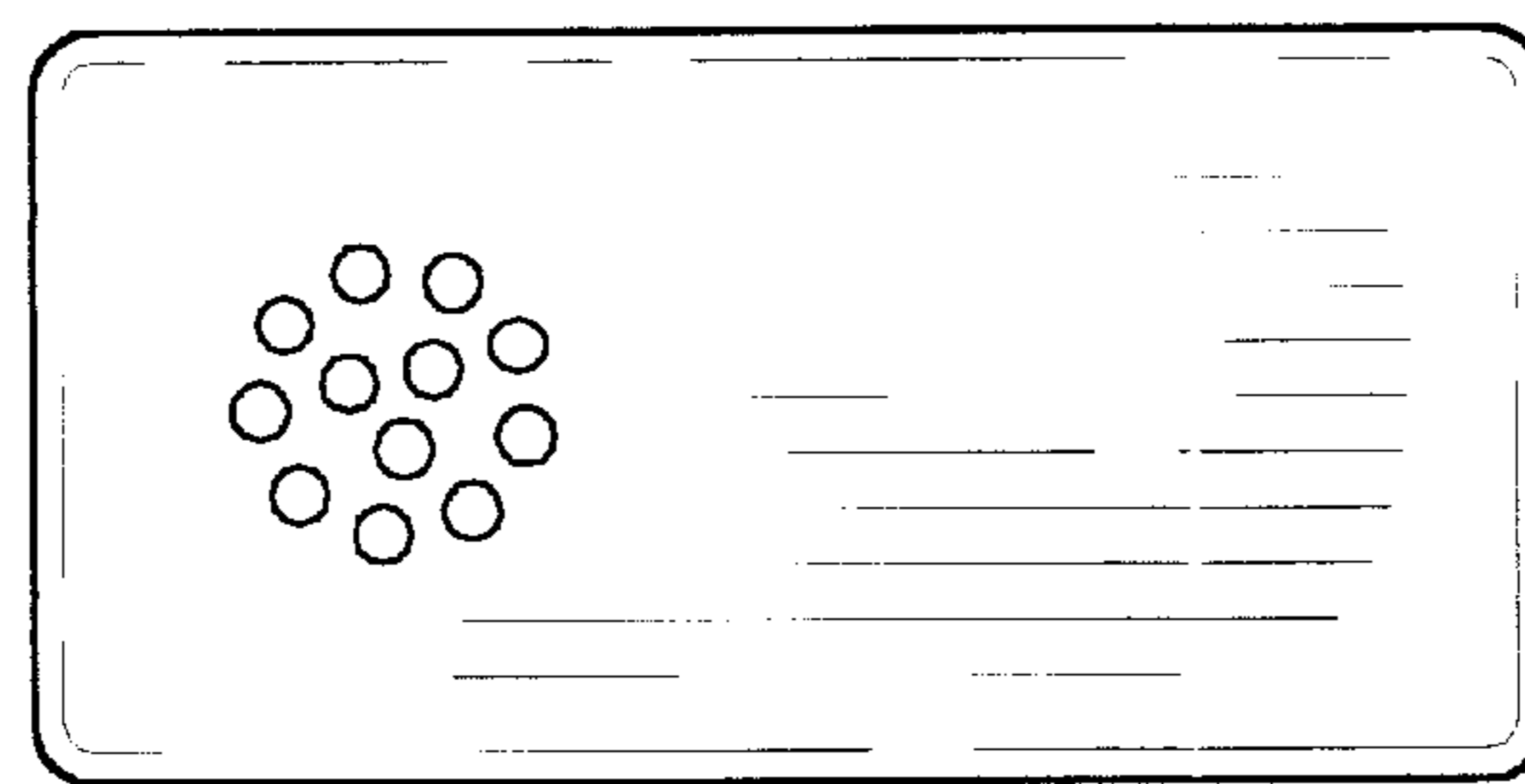


Fig. 6