



US00D426692S

United States Patent [19]
Swanink

[11] **Patent Number: Des. 426,692**
[45] **Date of Patent: ** Jun. 13, 2000**

[54] **SPROCKET**

[75] Inventor: **Gerard C. P. M. Swanink**, Coevorden, Netherlands

[73] Assignee: **Machinefabriek Lubo B.V.**, Veenoord, Netherlands

[**] Term: **14 Years**

[21] Appl. No.: **29/089,627**

[22] Filed: **Jun. 18, 1998**

[30] **Foreign Application Priority Data**

Jan. 16, 1998 [BX] Benelux TM/Des. Off. 73937-01
Jan. 16, 1998 [BX] Benelux TM/Des. Off. 73937-02

[51] **LOC (7) Cl.** **12-05**

[52] **U.S. Cl.** **D34/29; D34/35**

[58] **Field of Search** D34/28, 29; 198/318, 198/834; 474/155, 156, 157, 164

[56] **References Cited**

U.S. PATENT DOCUMENTS

D. 262,372 12/1981 Mitchell D34/29 X

D. 272,671 2/1984 Tupper D34/33
D. 286,932 11/1986 Bode et al. D34/29
817,632 4/1906 Dodge 198/318
904,119 11/1908 Downs .
4,458,603 7/1984 Voecks .
4,462,316 7/1984 Tupper .
4,584,945 4/1986 Tupper .
5,156,574 10/1992 Gai 474/155

Primary Examiner—Susan J. Lucas
Assistant Examiner—Cynthia E. Ramirez
Attorney, Agent, or Firm—Abelman, Frayne & Schwab


[57] **CLAIM**

I claim the ornamental design for a sprocket, as shown and described.

DESCRIPTION

FIG. 1 is a front view for a sprocket showing my new design; FIG. 2 is a rear view thereof; FIG. 3 is a top view thereof; FIG. 4 is a bottom view thereof; FIG. 5 is a right side view thereof; and, FIG. 6 is a left side view thereof.

1 Claim, 1 Drawing Sheet






FIG. 1




FIG. 2



FIG. 3



FIG. 4

FIG. 5

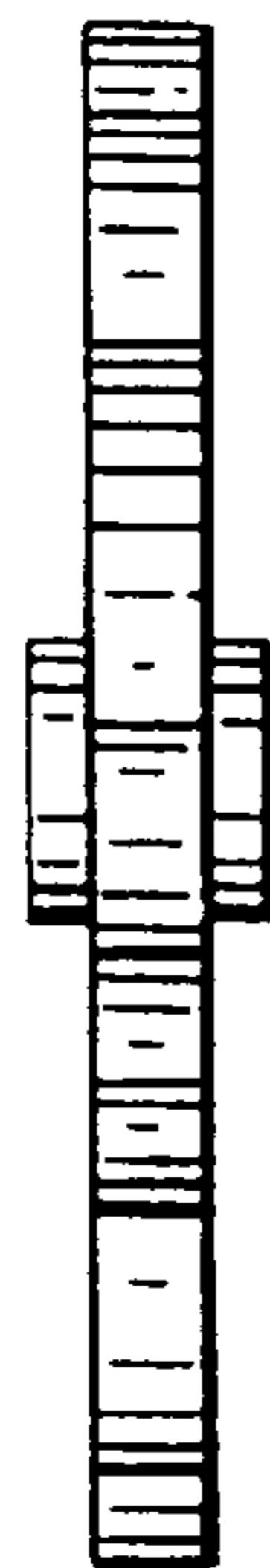


FIG. 6

