



US00D426688S

United States Patent [19]

Moine et al.

[11] Patent Number: Des. 426,688

[45] Date of Patent: ** Jun. 13, 2000

[54] VACUUM CLEANER UPPER PORTION

[75] Inventors: **David W. Moine; Douglas C. Barker,** both of North Canton; **Lynn A. Frederick,** Village of Brady Lake County of Portage; **Richard A. Wareham; John D. Essex,** both of North Canton, all of Ohio

[73] Assignee: **The Hoover Company,** North Canton, Ohio

[**] Term: **14 Years**

[21] Appl. No.: **29/103,869**

[22] Filed: **Apr. 23, 1999**

[51] LOC (7) Cl. **15-05**

[52] U.S. Cl. **D32/31**

[58] Field of Search D32/21-22, 25, D32/31, 34; 15/320-326, 331-337, 350-353, 361, 347, 377, 412, 413

[56] References Cited

U.S. PATENT DOCUMENTS

D. 277,325	1/1985	Hug	D32/22
D. 314,072	1/1991	Shinozaki et al.	D32/22
D. 328,372	7/1992	Kieft	D32/31
D. 342,591	12/1993	Shoji et al.	D32/22
D. 346,053	4/1994	Hoshino	D32/31
D. 376,878	12/1996	Essex	D32/31
D. 398,723	9/1998	Diebel	D32/22
D. 403,479	12/1998	Diebel	D32/22

D. 403,480	12/1998	Diebel	D32/22
D. 418,265	12/1999	Farone et al.	D32/22
4,670,937	6/1987	Sumerau et al.	15/329
4,709,443	12/1987	Bigley	15/339

OTHER PUBLICATIONS

Photographs of Eureka Dirt Alert, Model 7681.
Photographs of Hoover Preferred Upright, Model U 5098-940.
Photographs of Kenmore Progressive 300, Model 116-38812890.

Primary Examiner—Ruth McInroy
Attorney, Agent, or Firm—A. Burgess Lowe; Thomas R. Kingsbury

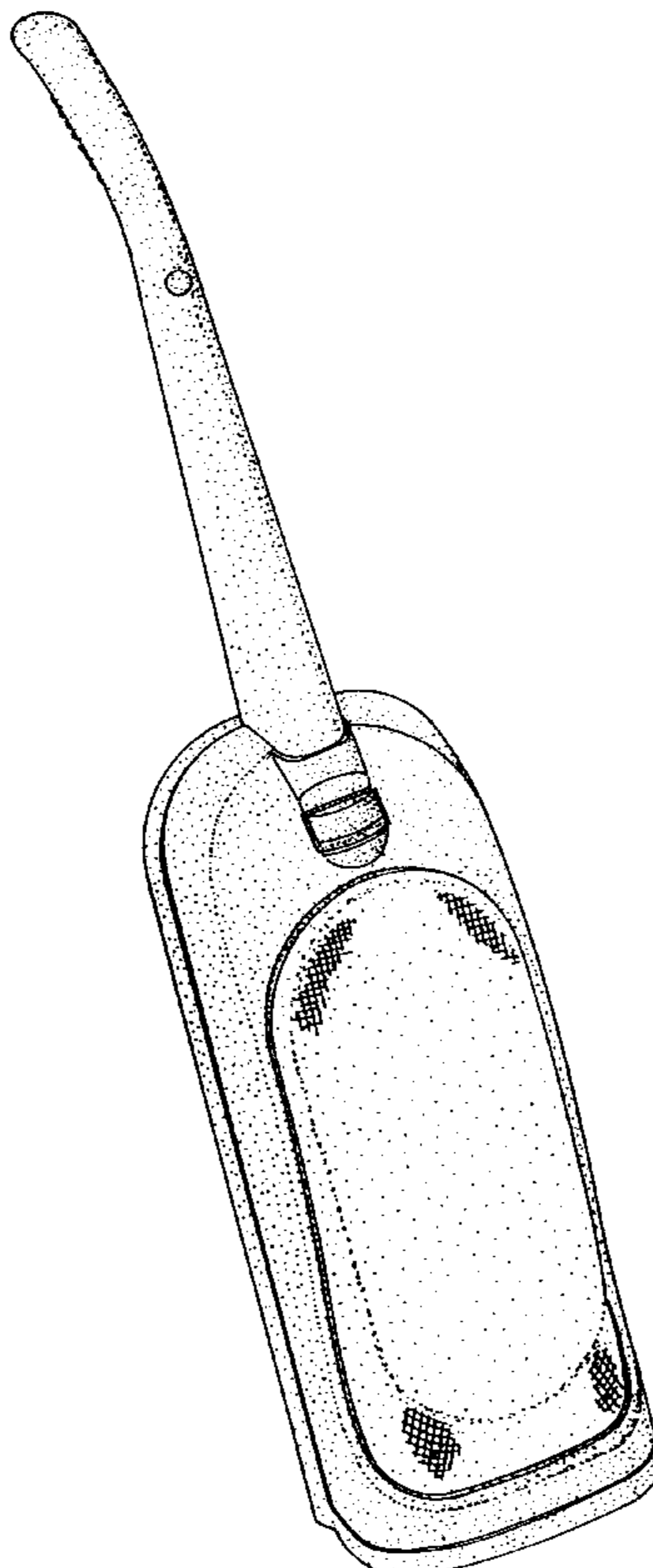
[57] CLAIM

The ornamental design of a vacuum cleaner upper portion, as shown and described.

DESCRIPTION

FIG. 1 is a perspective view of a vacuum cleaner upper portion showing our new design;
FIG. 2 is a front elevational view thereof;
FIG. 3 is a left side elevational view thereof;
FIG. 4 is a right side elevational view thereof;
FIG. 5 is a rear elevational view thereof;
FIG. 6 is a top plan view thereof; and,
FIG. 7 is a bottom plan view thereof.
The crosshatch shading in FIGG. 1-4 and 7 is understood to repeat throughout the indicated area.

1 Claim, 4 Drawing Sheets



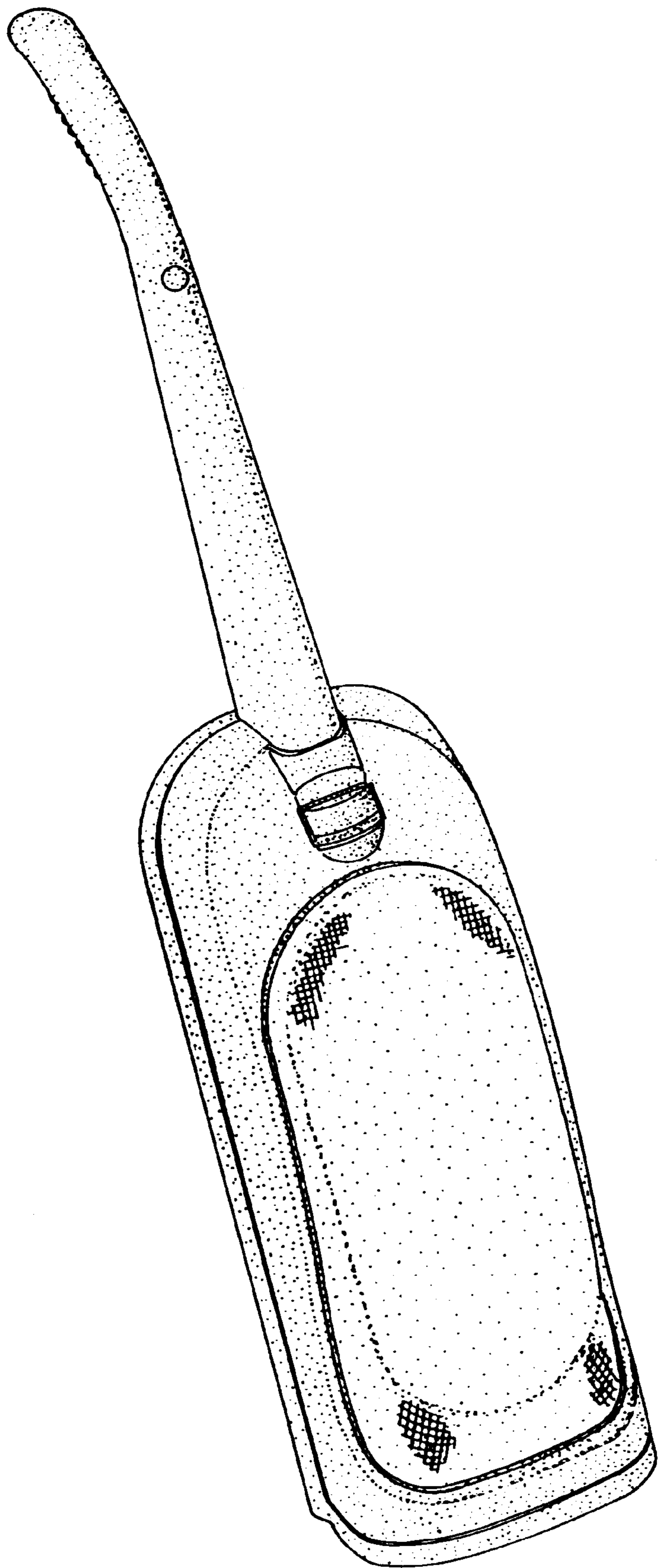


FIG. - 1

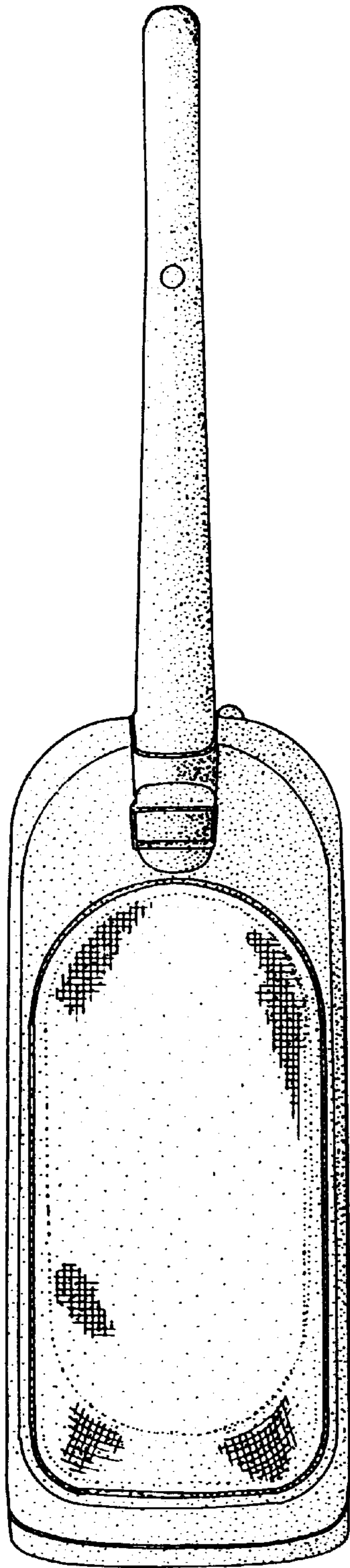


FIG.-2

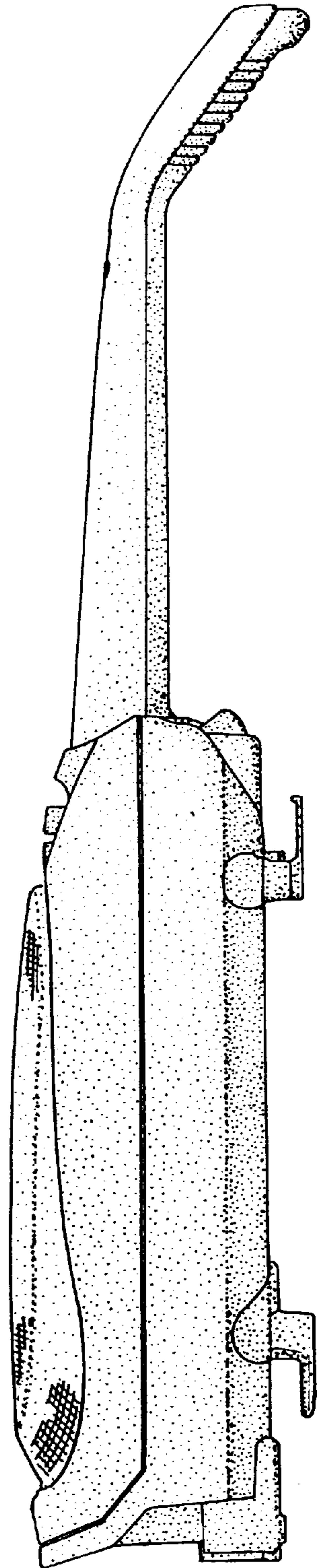


FIG.-3

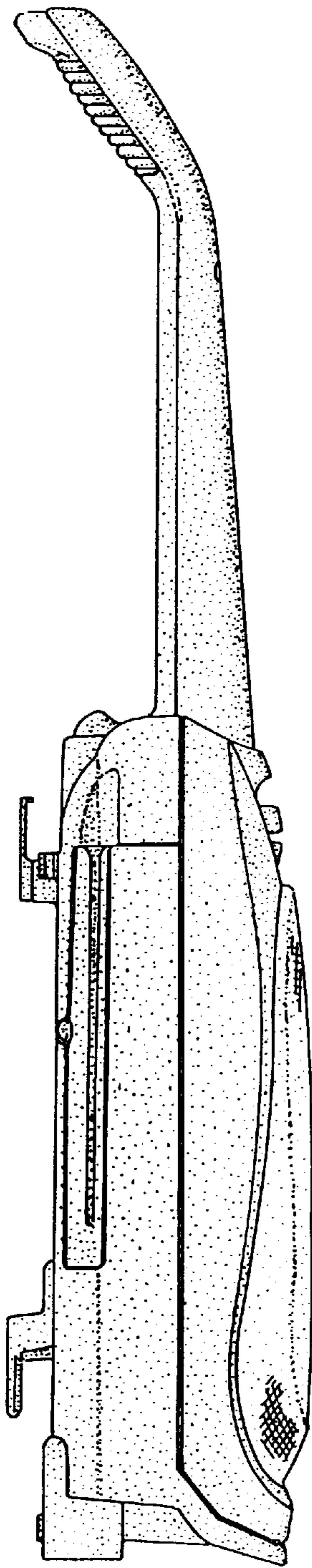


FIG. - 4

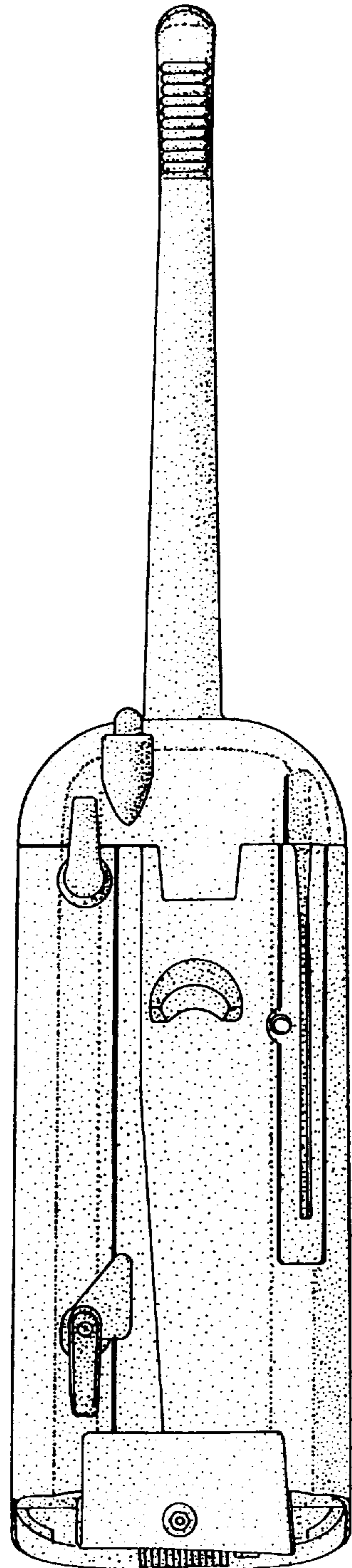


FIG. - 5

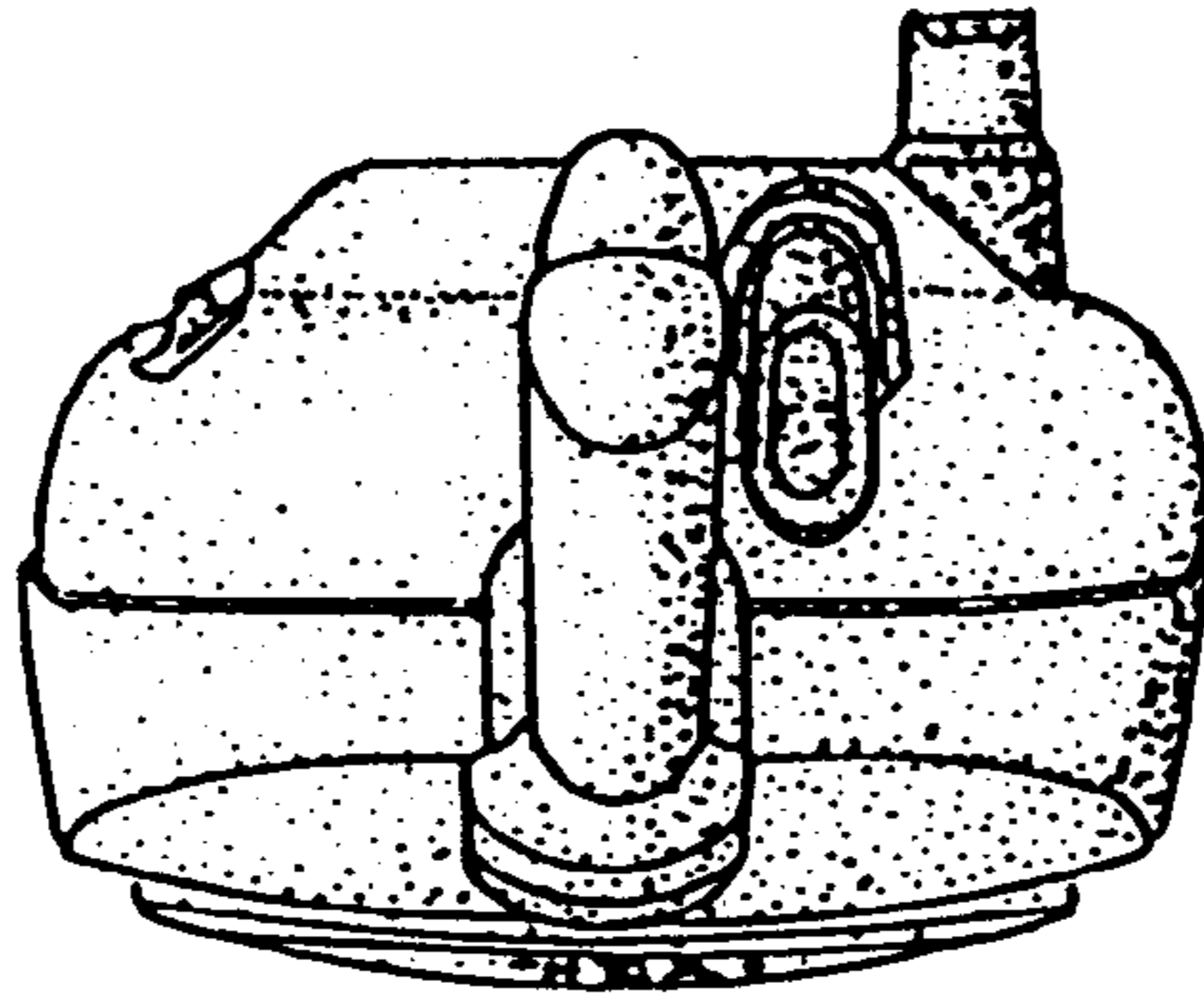


FIG. - 6

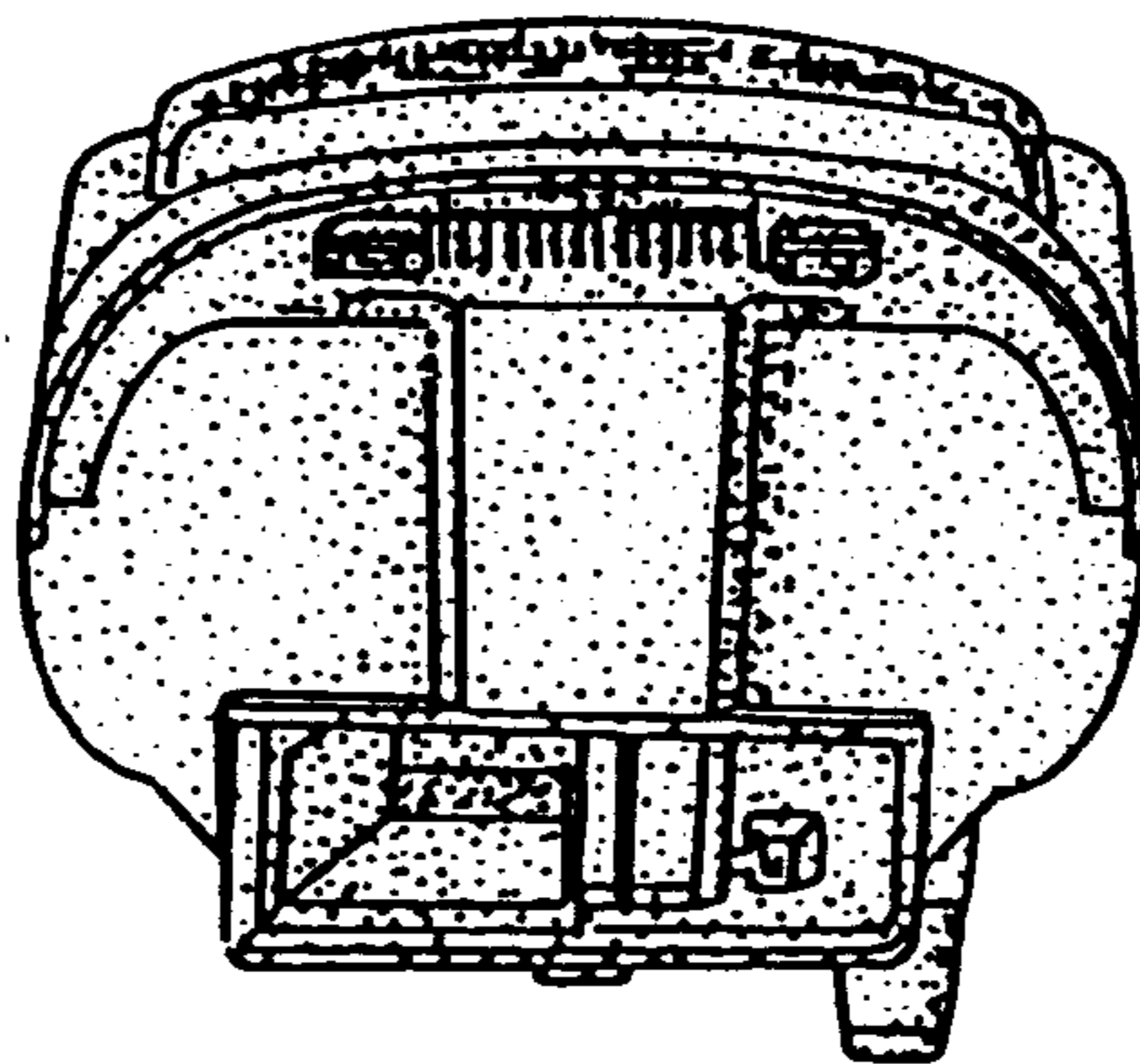


FIG. - 7