



US00D426654S

United States Patent [19] Orlandi

[11] **Patent Number: Des. 426,654**
[45] **Date of Patent: ** Jun. 13, 2000**

[54] **CANDLE AND ARRAY**

[76] Inventor: **Janice Orlandi**, 106 Perry St., New York, N.Y. 10014

[**] Term: **14 Years**

[21] Appl. No.: **29/110,154**

[22] Filed: **Aug. 31, 1999**

Related U.S. Application Data

[62] Division of application No. 29/096,992, Nov. 25, 1998.

[51] **LOC (7) Cl.** **26-04**

[52] **U.S. Cl.** **D26/6**

[58] **Field of Search** D26/6, 7, 9-11, D26/16; D21/478-9; 273/157 R; 431/125-126, 288

[56] References Cited

U.S. PATENT DOCUMENTS

| | | | |
|------------|---------|-----------------|---------|
| D. 236,234 | 8/1975 | Hansen . | |
| D. 257,641 | 12/1980 | Taylor | D26/6 |
| D. 353,850 | 12/1994 | Hrsel et al. . | |
| D. 370,283 | 5/1996 | Simon | D26/6 |
| 735,724 | 8/1903 | DeWoody . | |
| 2,115,962 | 5/1938 | Orme . | |
| 2,310,019 | 2/1943 | Hamblet . | |
| 2,324,723 | 7/1943 | Powers et al. . | |
| 2,541,725 | 2/1951 | Sundell | 431/288 |
| 3,124,247 | 3/1964 | Churchill . | |

| | | |
|-----------|---------|--------------|
| 3,388,960 | 6/1968 | Cangialosi . |
| 3,438,363 | 4/1969 | Milbrandt . |
| 3,637,335 | 1/1972 | Uhl . |
| 3,744,956 | 7/1973 | Hess . |
| 4,555,231 | 11/1985 | Kusta . |
| 4,826,428 | 5/1989 | Lam . |
| 5,405,135 | 4/1995 | Embros . |
| 5,660,281 | 8/1997 | James . |
| 5,660,387 | 8/1997 | Stokes . |

Primary Examiner—Robin V. Taylor
Attorney, Agent, or Firm—Whitman Breed Abbott & Morgan LLC; Gregor N. Neff

[57] CLAIM

The ornamental design for a candle and array, as shown and described.

DESCRIPTION

FIG. 1 is a perspective view of the invention, the bottom being unadorned and a container and handle being shown in dashed outline for depiction of the usual environment in which the invention is used which forms no part of the claimed design;

FIG. 2 is a top plan view of the FIG. 1 array;

FIG. 3 is a side perspective view of the candles forming the arrays of FIGS. 1 and 4;

FIG. 4 is a perspective view of another embodiment of the invention, with the container in dashed outline which forms no part of the claimed design; and,

FIG. 5 is a top plan view of the array of FIG. 4.

1 Claim, 1 Drawing Sheet

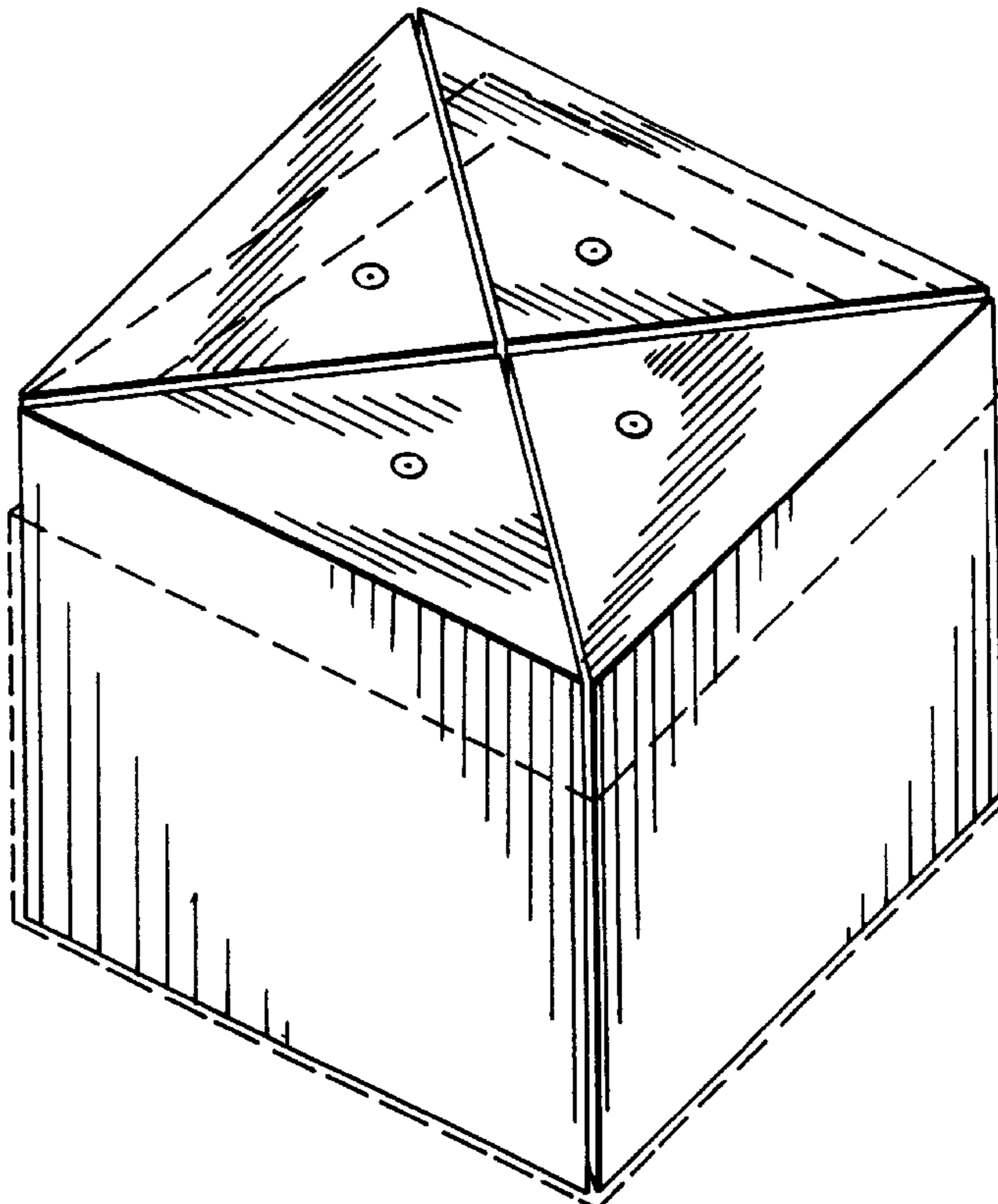
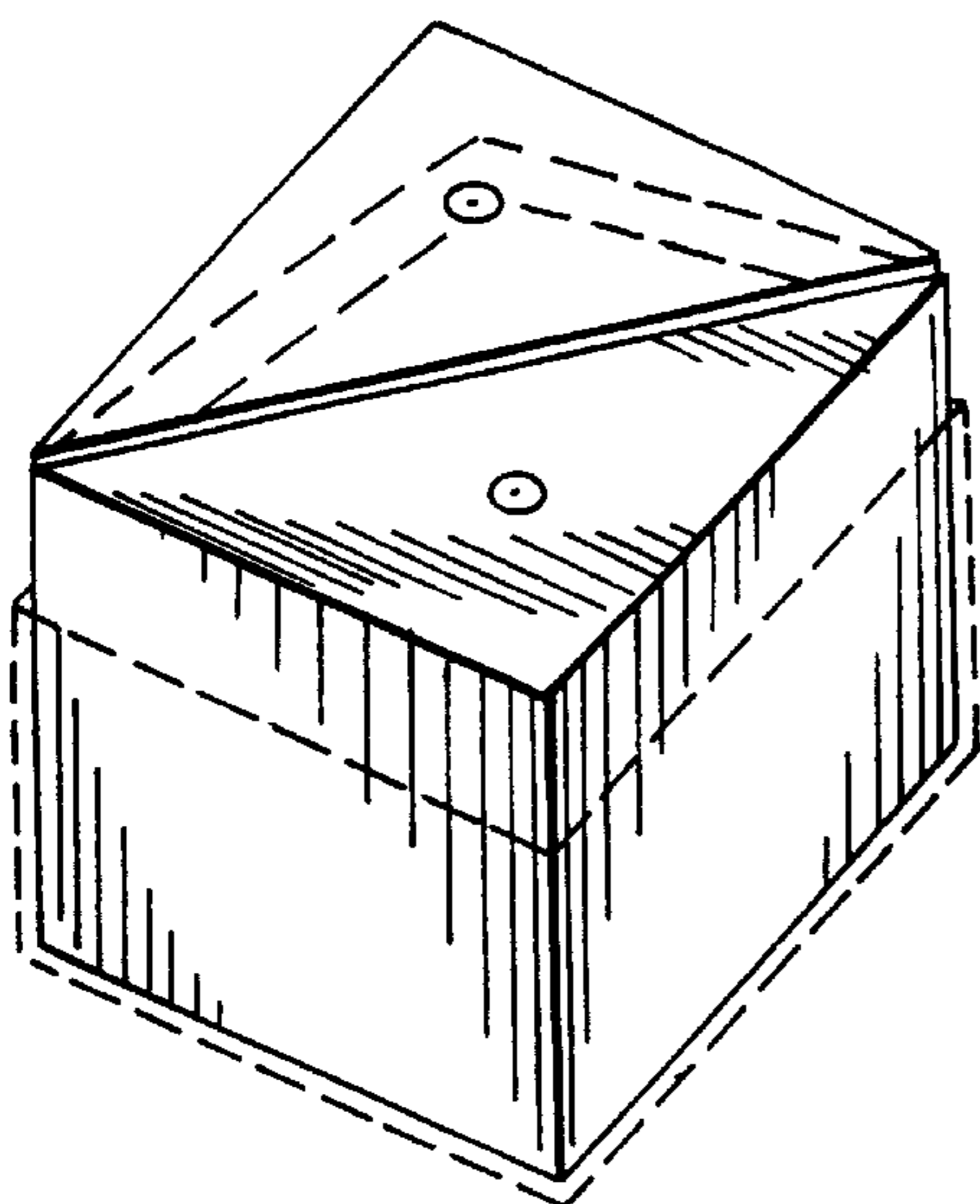


FIG. 1

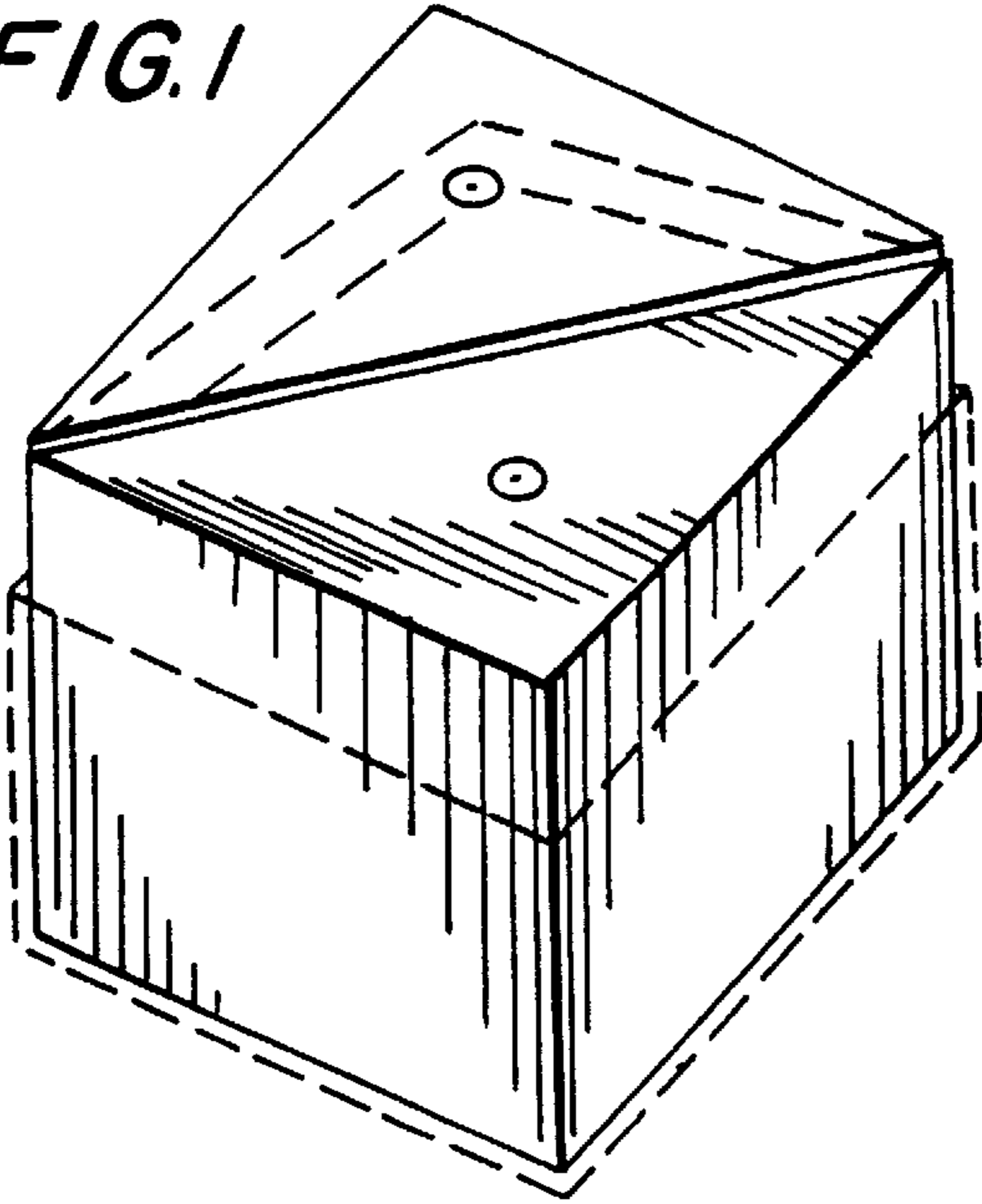


FIG. 2

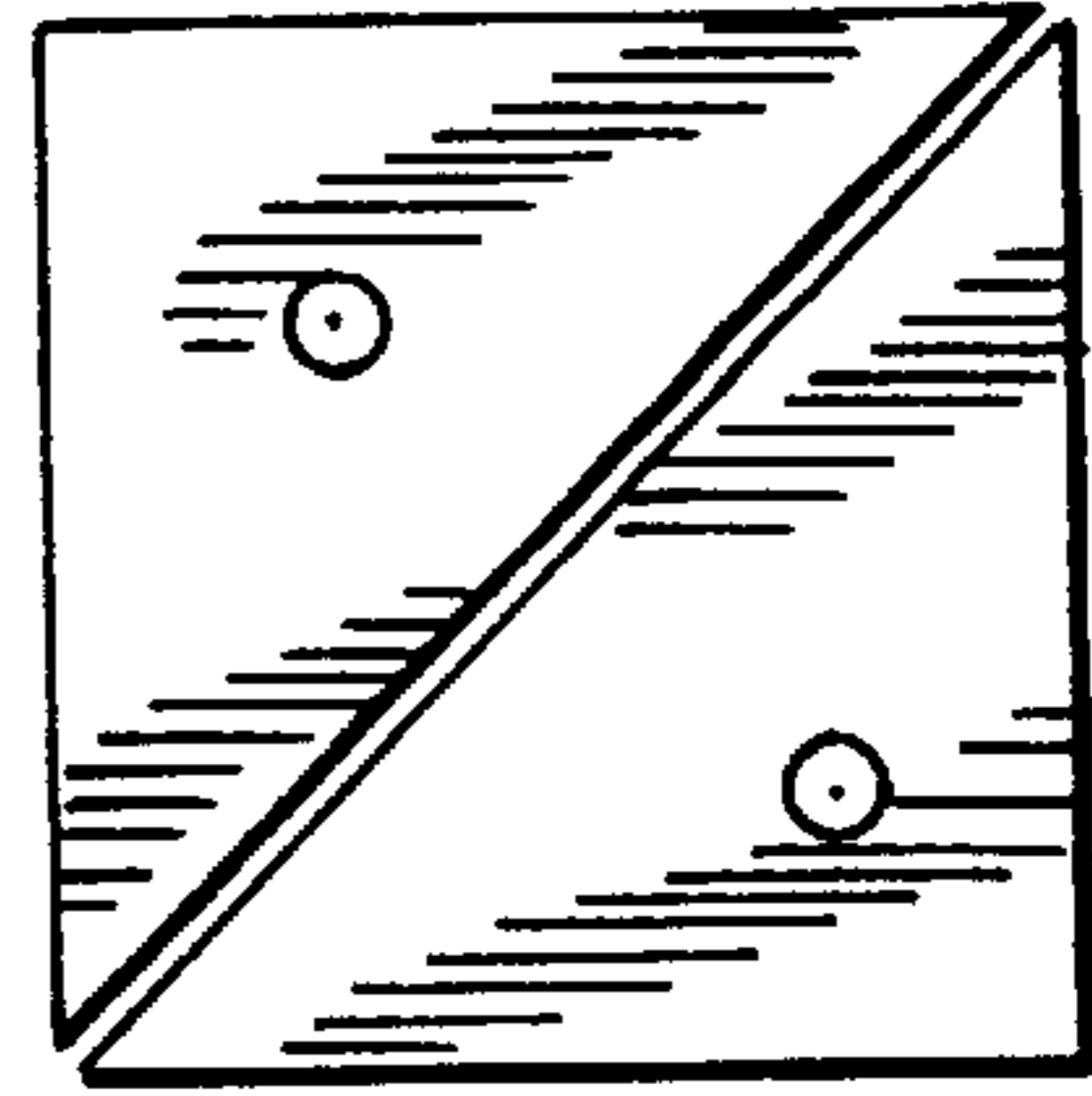


FIG. 4

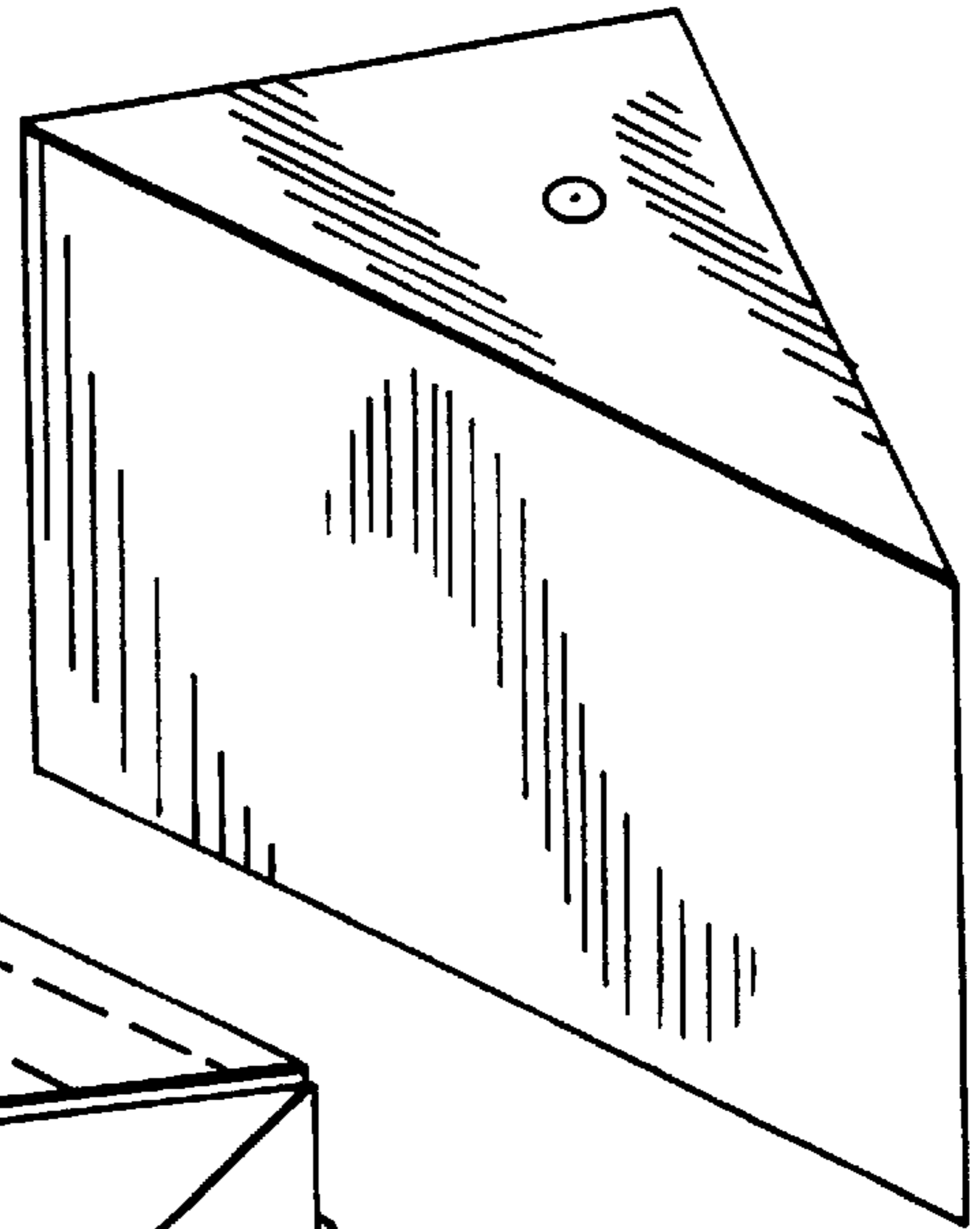
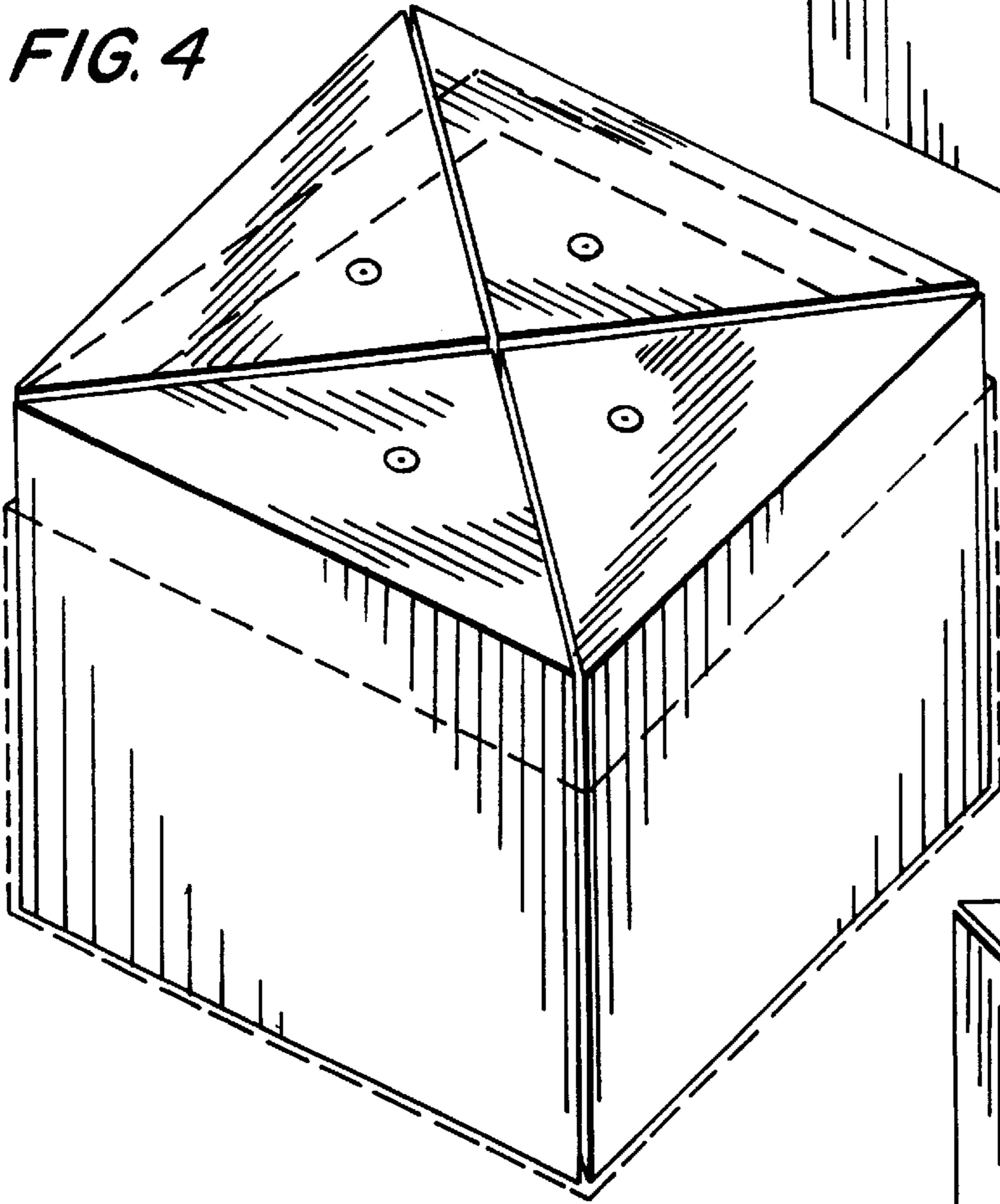


FIG. 3

FIG. 5

