



US00D426650S

# United States Patent [19]

Michael et al.

[11] **Patent Number: Des. 426,650**

[45] **Date of Patent: \*\* Jun. 13, 2000**

[54] **OUTDOOR RAILING SYSTEM SPINDLE**

4,035,978 7/1977 Bajorek et al. .... 52/720.2

[75] Inventors: **Stephen W. Michael; John M. Pastore**, both of Greer; **James R. Hall, Jr.**, Lyman, all of S.C.

### OTHER PUBLICATIONS

Spartanburg Forest Products, Inc. "Specialties" Brochure ("Pressure Treated Spindles").

[73] Assignee: **Spartanburg Forest Products, Inc.**, Spartanburg, S.C.

*Primary Examiner*—Doris Clark  
*Attorney, Agent, or Firm*—Dority & Manning

[\*\*] Term: **14 Years**

### [57] CLAIM

[21] Appl. No.: **29/100,832**

The ornamental design of an outdoor railing system spindle, as shown and described.

[22] Filed: **Feb. 12, 1999**

### DESCRIPTION

[51] **LOC (7) Cl.** ..... **25-01**

FIG. 1 is a perspective view of an outdoor railing system spindle in accordance with the present invention.

[52] **U.S. Cl.** ..... **D25/126**

FIG. 2 is a side view of the outdoor railing system spindle illustrated in FIG. 1.

[58] **Field of Search** ..... D25/126; 52/301, 52/720.2, 720.1

FIG. 3 is an end view of one end of the outdoor railing system spindle illustrated in FIG. 1; and,


FIG. 4 is an end view of the opposite end of the outdoor railing system spindle illustrated in FIG. 1.


### [56] References Cited

#### U.S. PATENT DOCUMENTS

D. 344,142 2/1994 Bass ..... D25/126  
1,691,663 11/1928 Morris ..... 52/301

**1 Claim, 1 Drawing Sheet**






**FIG. 1**



**FIG. 3**



**FIG. 4**



**FIG. 2**