



US00D426638S

United States Patent [19]
Ray et al.

[11] **Patent Number: Des. 426,638**
[45] **Date of Patent: ** Jun. 13, 2000**

[54] **GLUCOSE SENSOR BUTTONS**

[75] Inventors: **Charles Allen Ray**, Concord; **Victor Lazzaro**, Rio Vista; **Darren Burckhard**, Campbell; **Philip Bourgeois**, Woodside, all of Calif.

[73] Assignee: **TheraSense, Inc.**, Alameda, Calif.

[**] Term: **14 Years**

[21] Appl. No.: **29/104,522**

[22] Filed: **May 6, 1999**

[51] **LOC (7) Cl.** **24-01**

[52] **U.S. Cl.** **D24/169**

[58] **Field of Search** D24/169, 167,
D24/165; 600/316, 319, 322, 345, 347,
368, 583; 422/61, 58, 68.1, 56

[56] **References Cited**

U.S. PATENT DOCUMENTS

- D. 249,892 10/1978 Aul et al. .
- D. 318,331 7/1991 Phillips et al. .
- D. 323,893 2/1992 Arioka .
- D. 325,975 5/1992 Grade et al. .
- D. 332,833 1/1993 Lauks et al. .
- D. 351,469 10/1994 Okamoto et al. .
- D. 369,216 4/1996 Micinski et al. D24/169
- D. 371,198 6/1996 Savage et al. .
- D. 371,605 7/1996 Wong et al. D24/169

- D. 378,612 3/1997 Clark et al. .
- D. 392,740 3/1998 Yung et al. .
- D. 393,313 4/1998 Meisner et al. D24/169
- D. 393,314 4/1998 Meisner et al. .
- D. 399,565 10/1998 Prokop et al. .
- D. 399,566 10/1998 Sohrab et al. D24/169
- D. 399,959 10/1998 Prokop et al. .
- D. 399,960 10/1998 Prokop et al. .
- D. 402,369 12/1998 Prokop et al. .
- D. 406,895 3/1999 Byrd et al. D24/169
- D. 411,621 6/1999 Eisenbarth et al. D24/169
- 5,714,123 2/1998 Sohrab 422/99

Primary Examiner—Stella Reid
Attorney, Agent, or Firm—Merchant & Gould P.C.

[57] **CLAIM**

The ornamental design for glucose sensor buttons, as shown and described.

DESCRIPTION

FIG. 1 is a top plan view of glucose sensor buttons according to our new design;
 FIG. 2 is a front elevational view of the embodiment shown in FIG. 1;
 FIG. 3 is a side elevational view of the embodiment shown in FIGS. 1–2; and,
 FIG. 4 is an opposite side elevational view of the embodiment shown in FIGS. 1–3.
 The broken lines are shown in the views for illustrative purposes only and form no part of the claimed design.

1 Claim, 2 Drawing Sheets

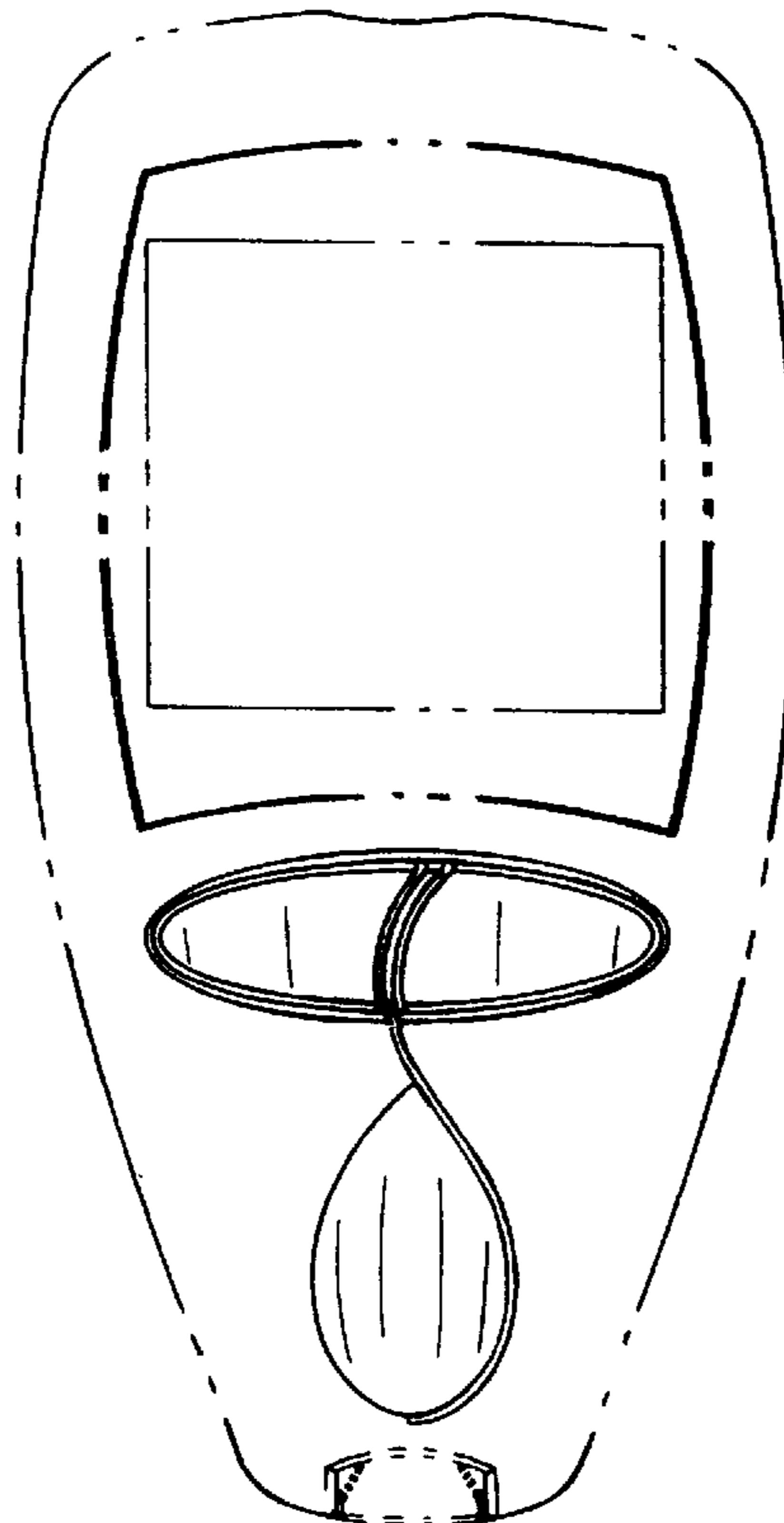


FIG. 1

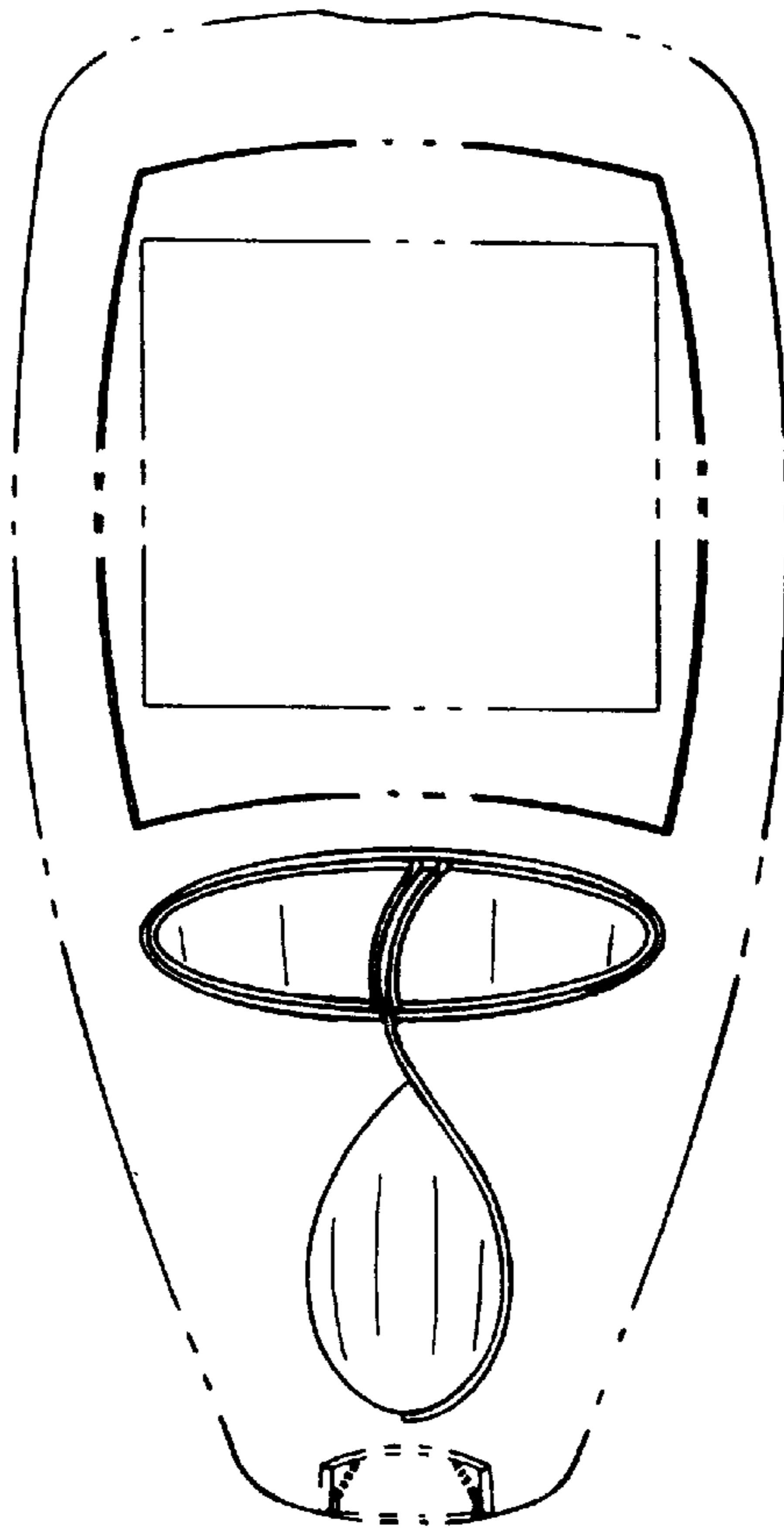


FIG. 2




FIG. 3

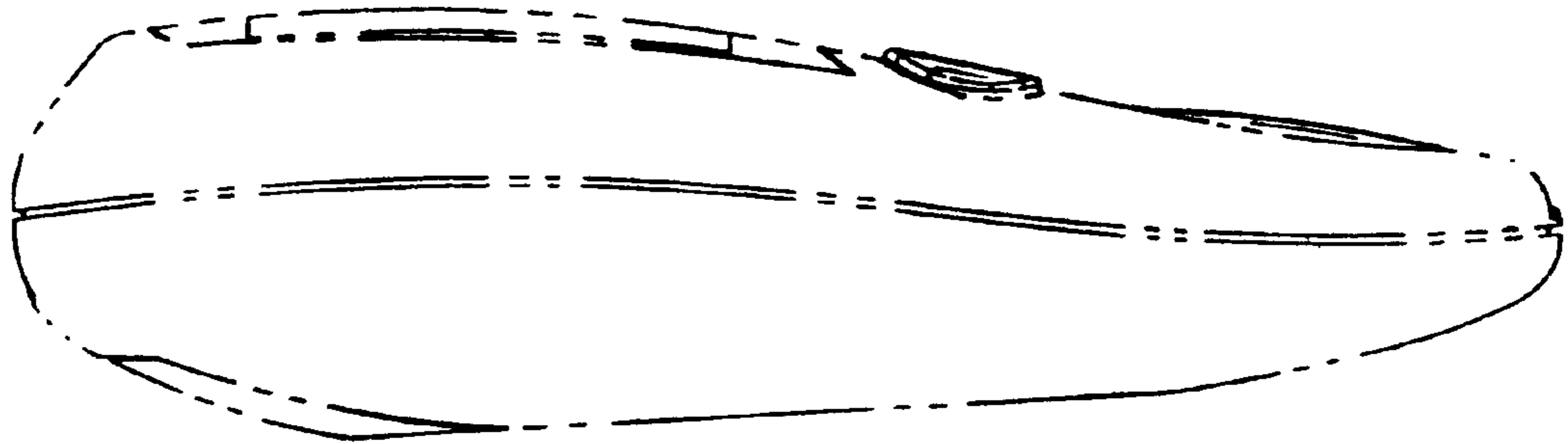


FIG. 4

