



US00D426632S

# United States Patent [19] Arbucci

[11] **Patent Number: Des. 426,632**  
[45] **Date of Patent: \*\* Jun. 13, 2000**

[54] **CHIMNEY CAP BASE**  
[76] Inventor: **Christopher B. Arbucci**, 359 N.  
Hickory St., Massapequa, N.Y. 11758  
[\*\*] Term: **14 Years**  
[21] Appl. No.: **29/109,069**  
[22] Filed: **Aug. 9, 1999**

4,202,255 5/1980 McNamara .  
4,334,460 6/1982 Simmons et al. .  
4,436,021 3/1984 Hisey .  
4,549,473 10/1985 Alexander et al. .  
4,697,500 10/1987 Hisey ..... 454/35  
4,732,078 3/1988 Giumenta et al. .  
5,402,613 4/1995 Glumenta et al. .... 454/35  
5,876,276 3/1999 Arbucci ..... 454/35  
5,897,434 4/1999 Arbucci ..... 454/35

### Related U.S. Application Data

[63] Continuation of application No. 09/300,235, Apr. 27, 1999.  
[51] **LOC (7) Cl.** ..... **23-99**  
[52] **U.S. Cl.** ..... **D23/386**  
[58] **Field of Search** ..... D23/386; 454/35,  
454/12, 3

### OTHER PUBLICATIONS

Photos of article of manufacture produced by RMR in California which, upon information and belief, is a prior art "public use."

*Primary Examiner*—Mitchell Siegel  
*Attorney, Agent, or Firm*—Baker Botts L.L.P.

### [56] References Cited

#### U.S. PATENT DOCUMENTS

D. 246,464 11/1977 Brazell .  
494,454 3/1893 Ashton .  
678,083 7/1901 Witte .  
850,126 4/1907 Bayley .  
920,763 5/1909 Lauritzen .  
1,588,321 6/1926 Lord .  
2,229,212 1/1941 Kreutzer .  
2,582,905 1/1952 Harmon .  
2,766,673 10/1956 Morris .  
2,976,796 3/1961 Anthony et al. .  
3,089,521 5/1963 Paiement .  
3,173,354 3/1965 Kinkead et al. .  
3,685,426 8/1972 Rosa .  
3,934,520 1/1976 Brennen et al. .... 454/35

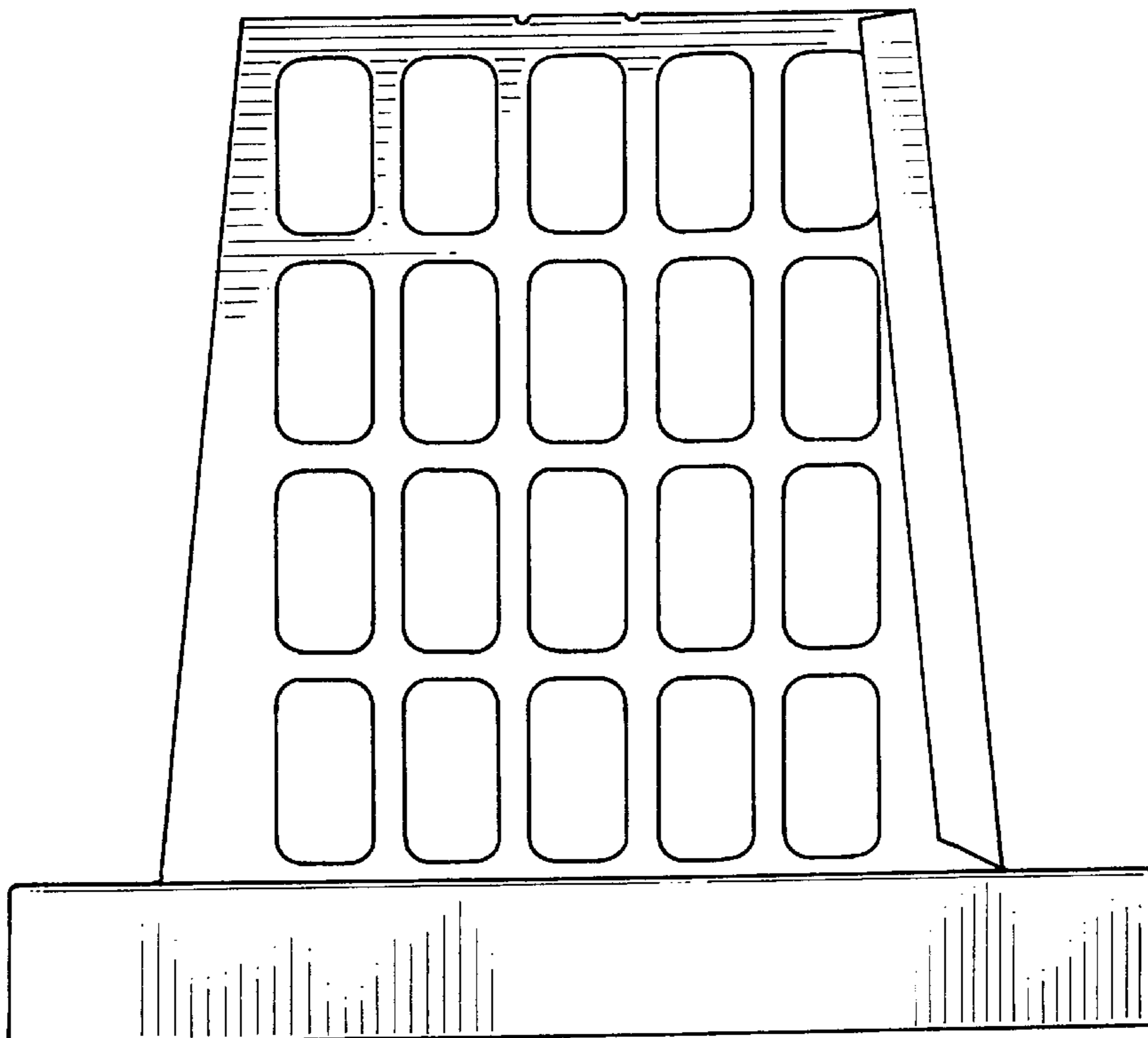
### [57] CLAIM

The ornamental design for a chimney cap base, as shown and described.

### DESCRIPTION

FIG. 1 is a front view of a chimney cap base in accordance with my design, the undisclosed rear, left and right side are identical;  
FIG. 2 is a bottom end view of the chimney cap base of FIG. 1; and,  
FIG. 3 is a top end view of the chimney cap base of FIG. 1. The exemplary embodiment illustrated is symmetrical about the elongated axis thereof, such that the rear view, left side view and right side view are substantially identical to the front view of FIG. 1.

**1 Claim, 3 Drawing Sheets**



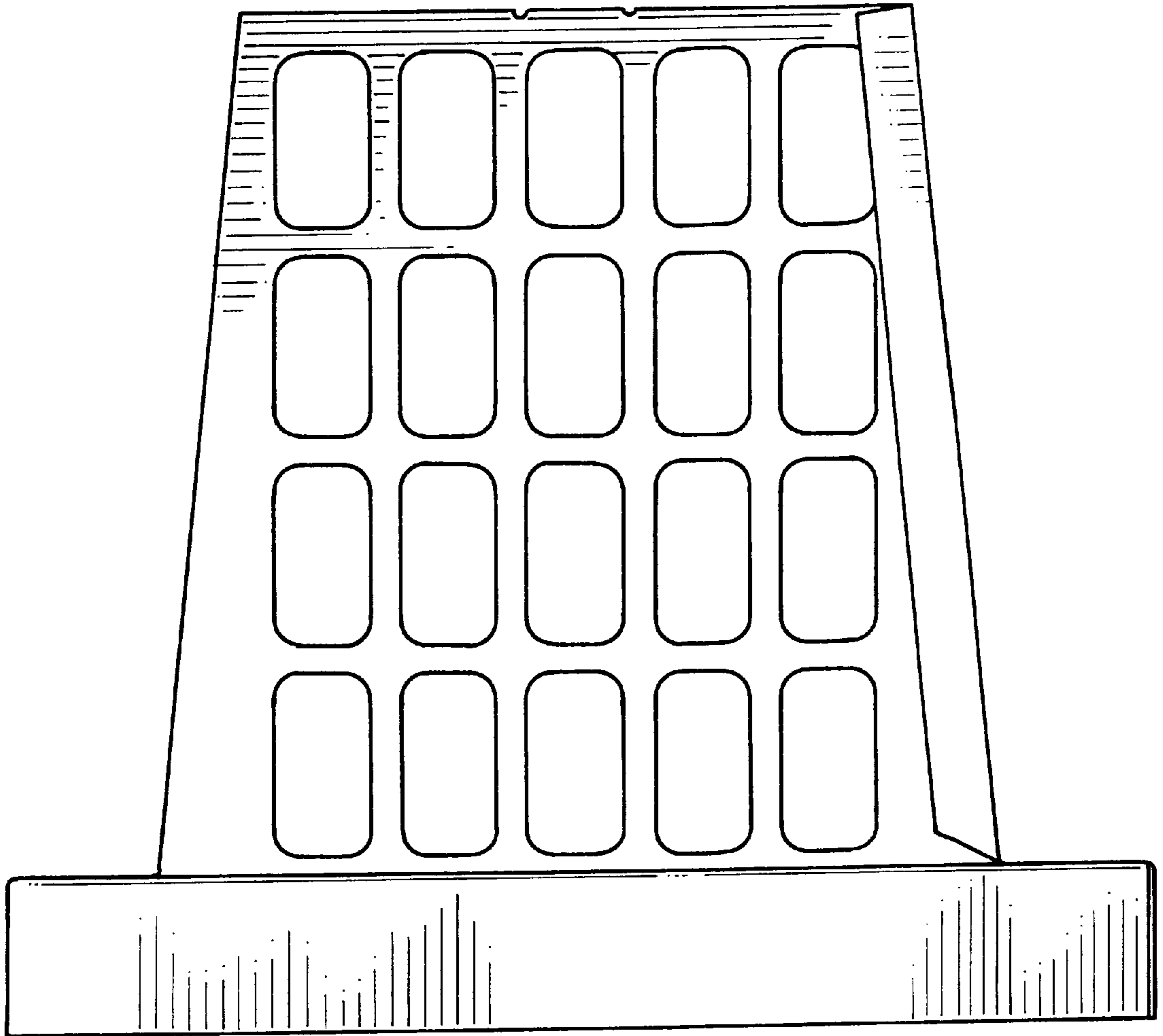


FIG. 1

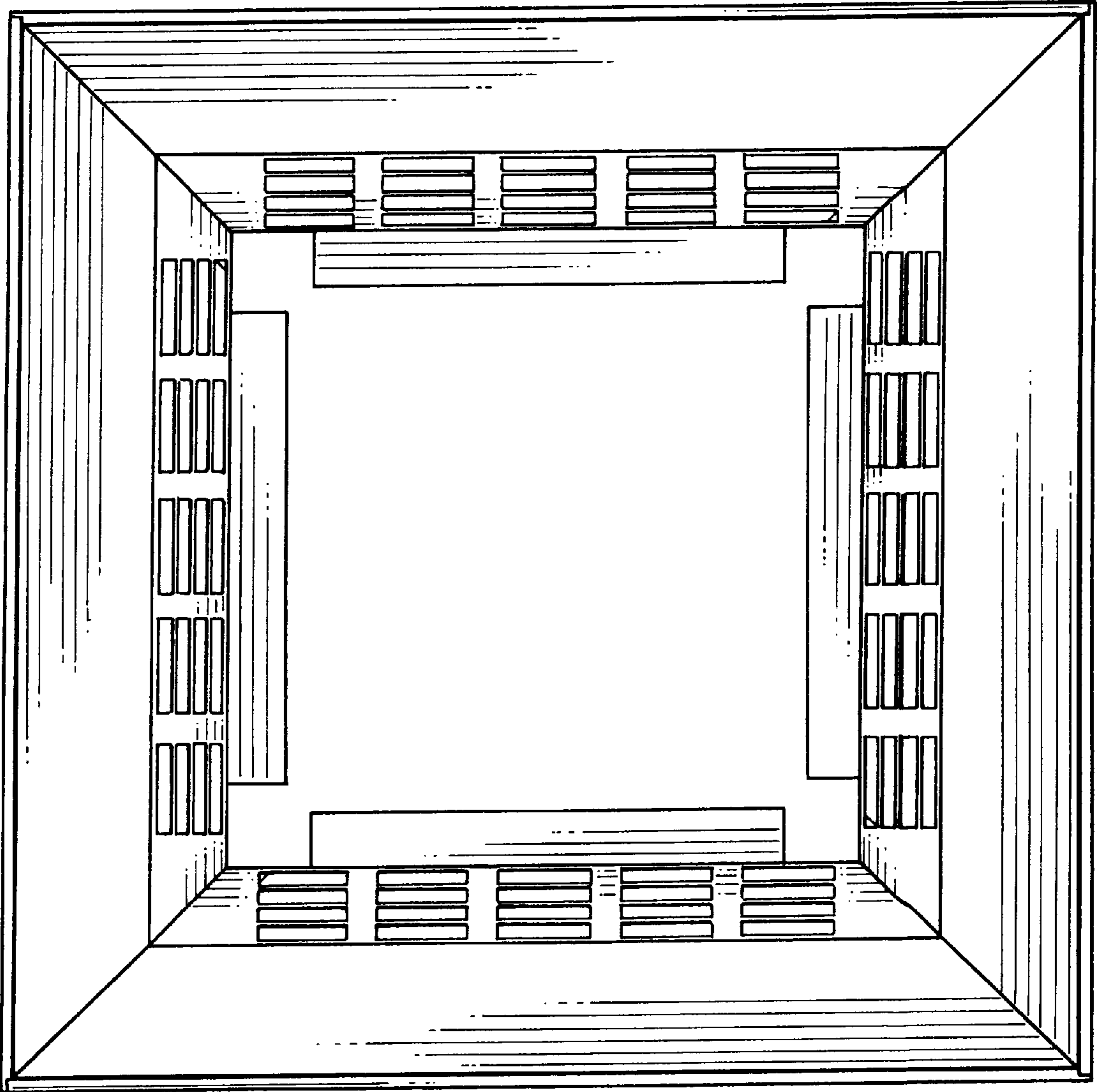


FIG. 2

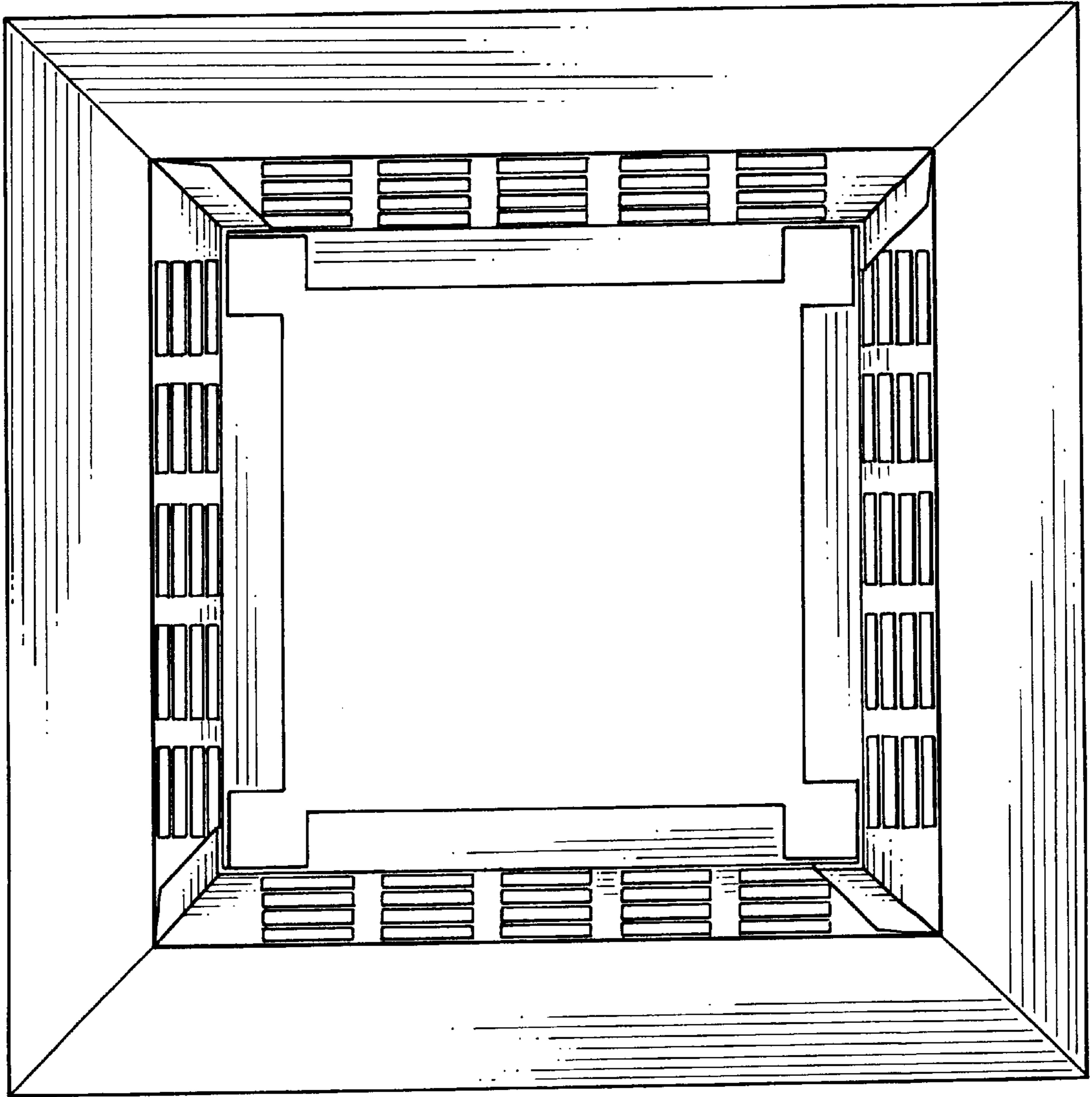


FIG. 3