



US00D426626S

United States Patent [19]
Nonaka

[11] **Patent Number: Des. 426,626**
[45] **Date of Patent: ** Jun. 13, 2000**

[54] **AIR CONDITIONER**

[75] Inventor: **Katsuya Nonaka**, Kawasaki, Japan

[73] Assignee: **Fujitsu General Limited**, Japan

[**] Term: **14 Years**

[21] Appl. No.: **29/100,827**

[22] Filed: **Feb. 18, 1999**

[30] **Foreign Application Priority Data**

Aug. 19, 1998 [JP] Japan 10-23654

[51] **LOC (7) Cl.** **23-04**

[52] **U.S. Cl.** **D23/351**

[58] **Field of Search** D23/351-354;
62/259.1, 262, 263; 312/236

[56] **References Cited**

U.S. PATENT DOCUMENTS

D. 297,563 9/1988 Takasuna et al. D23/351
D. 307,175 4/1990 Yamazaki et al. D23/351

D. 327,736 7/1992 Shimano D23/351
D. 351,648 10/1994 Ikeda et al. D23/351
D. 361,833 8/1995 Shinegari D23/351
D. 368,305 3/1996 Shinegari et al. D23/351
D. 402,020 12/1998 Aihara et al. D23/351

Primary Examiner—B. J. Bullock
Attorney, Agent, or Firm—Adams & Wilks

[57] **CLAIM**

The ornamental design for an air conditioner, as shown and described.

DESCRIPTION

FIG. 1 is a front top perspective view of an air conditioner showing my new design;
FIG. 2 is a top plan view thereof;
FIG. 3 is a front elevational view thereof;
FIG. 4 is a bottom plan view thereof;
FIG. 5 is a right side elevational view thereof, the opposite side being the mirror image thereof; and,
FIG. 6 is a rear elevational view thereof.

1 Claim, 3 Drawing Sheets

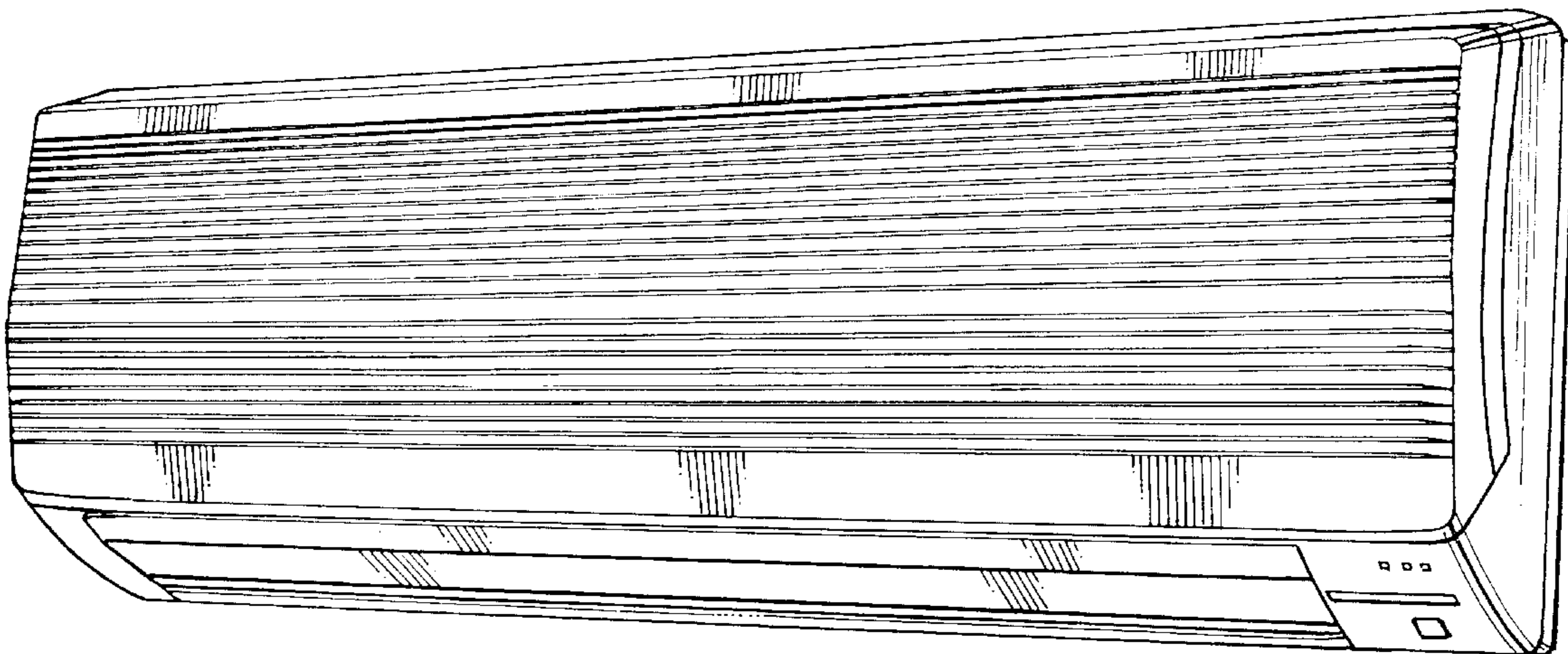


FIG. 1

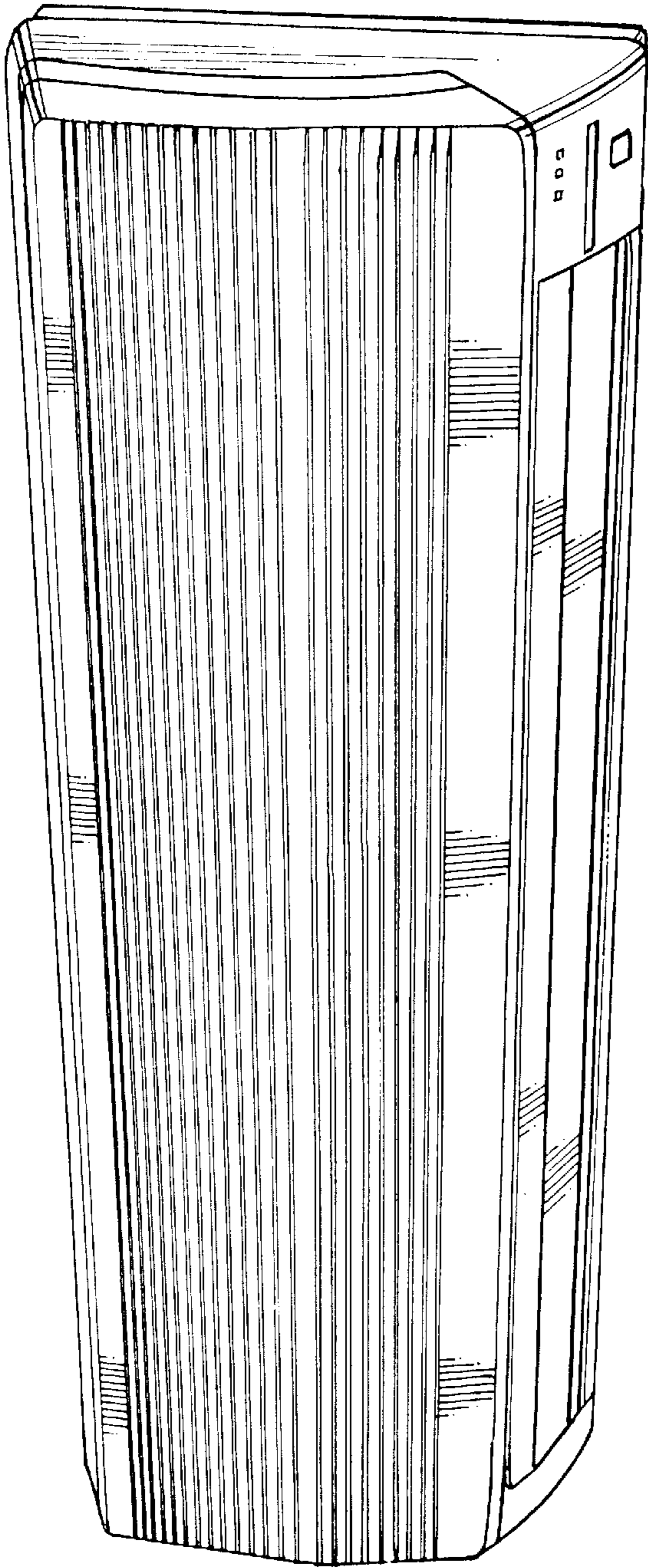


FIG. 2

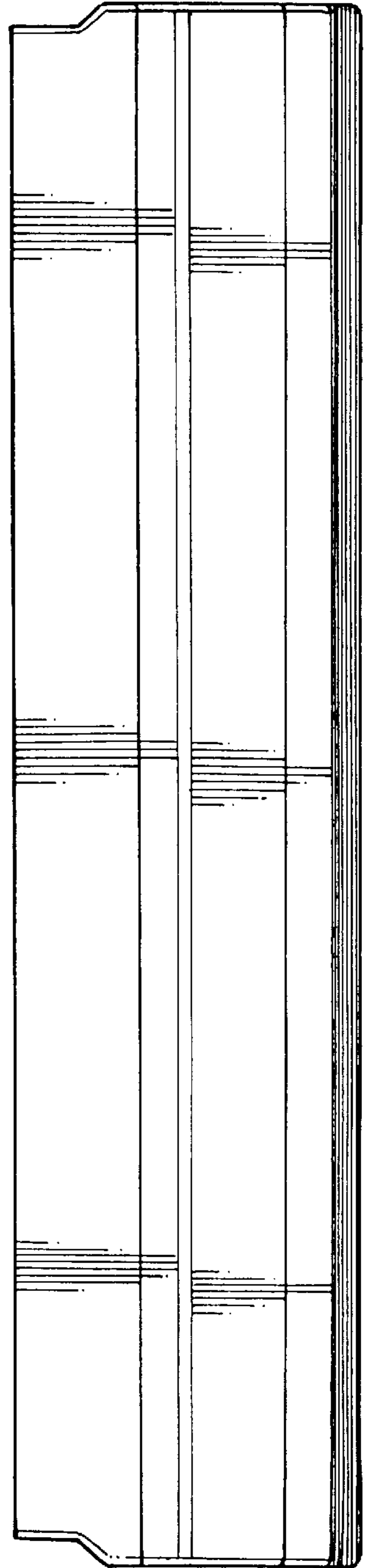


FIG. 3




FIG. 4

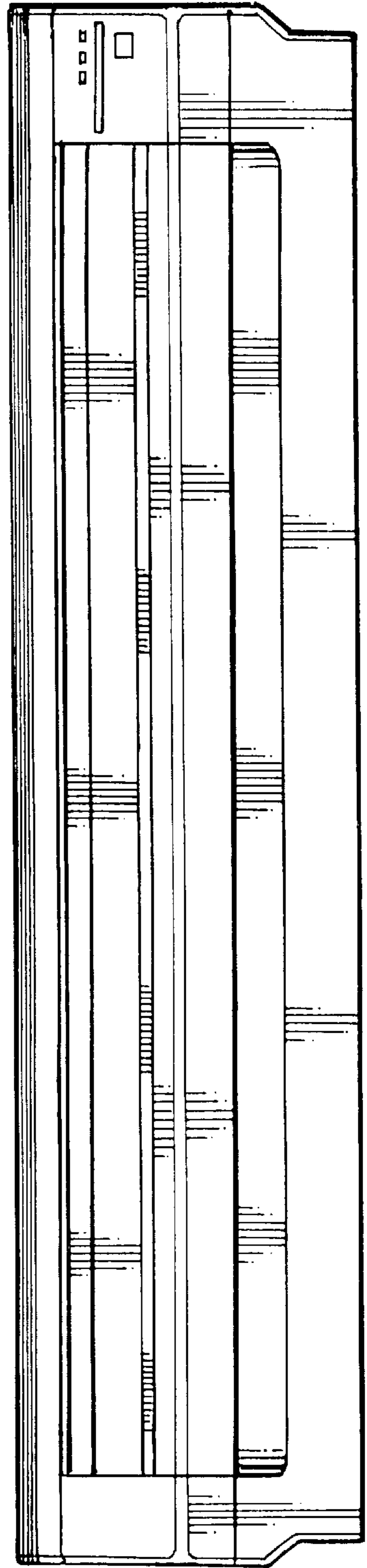


FIG. 5

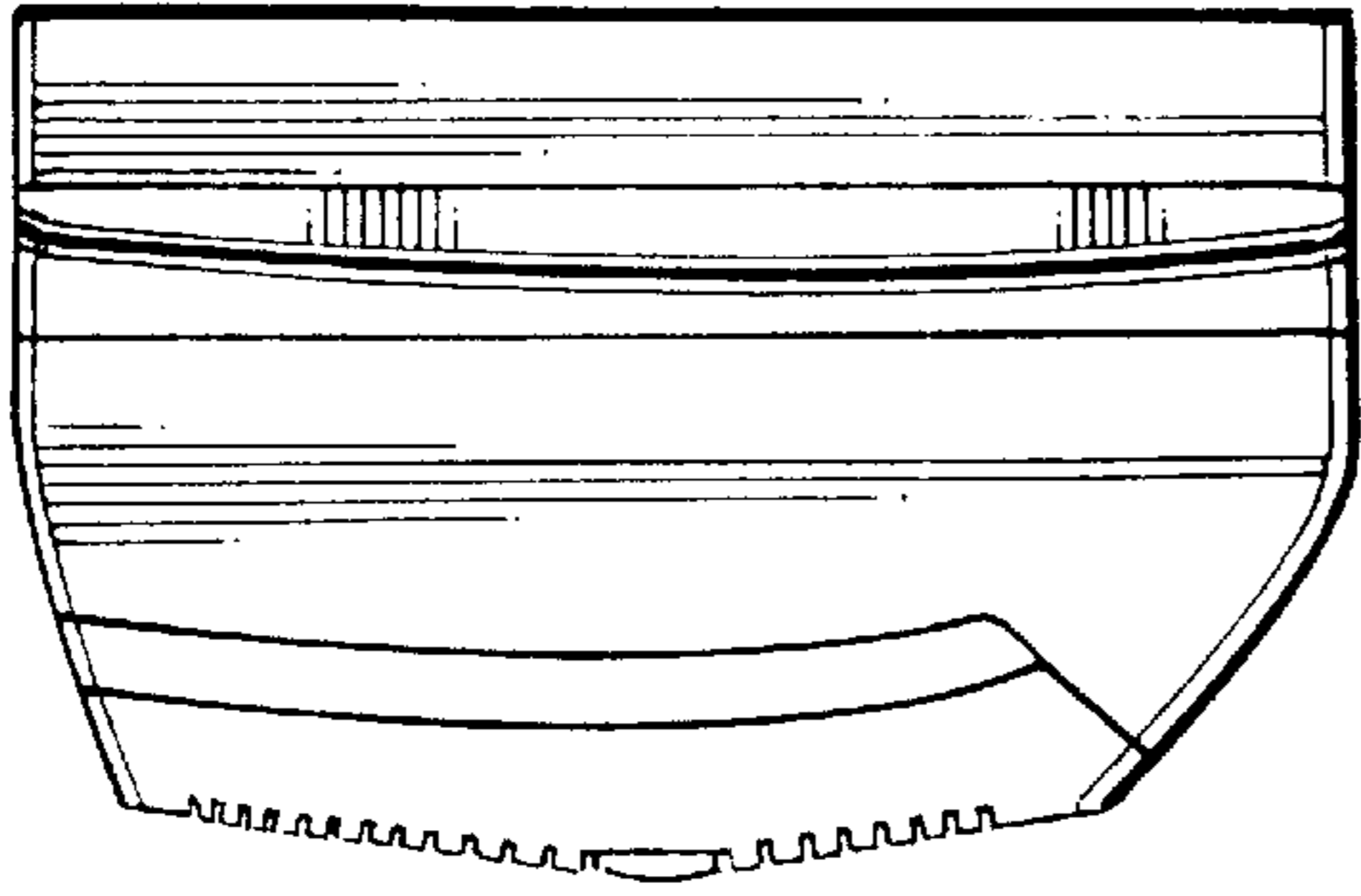


FIG. 6

