



US00D426625S

United States Patent [19] Manning

[11] **Patent Number: Des. 426,625**

[45] **Date of Patent: ** Jun. 13, 2000**

[54] **TOILET SEAT LIFTER**

[76] Inventor: **F. Patricia Manning**, 6 South St., Old Saybrook, Conn. 06475

[**] Term: **14 Years**

[21] Appl. No.: **29/111,867**

[22] Filed: **Oct. 5, 1999**

[51] **LOC (7) Cl. 23-02**

[52] **U.S. Cl. D23/311**

[58] **Field of Search D23/303-311;**
4/234-240, 241, 246.1; D21/576, 597, 600;
D8/306-308; D6/398

[56] **References Cited**

U.S. PATENT DOCUMENTS

D. 237,797	11/1975	Hermann	D23/311
D. 245,095	7/1977	Murray	D8/307
D. 269,985	8/1983	Gibbons	D21/585
D. 273,128	3/1984	Roddick	D8/307
D. 314,322	2/1991	Burghoff	D8/307
D. 355,457	2/1995	Miller	D21/585
D. 372,965	8/1996	Villeneuve	D23/311
D. 379,497	5/1997	Renfro et al.	D23/309
D. 380,531	7/1997	Rostan-Frenzel	D23/309

D. 382,949	8/1997	Ouzounian	D23/311
D. 386,560	11/1997	Doane	D23/311
D. 406,641	3/1999	Siliato	D23/311
D. 410,165	5/1999	Bear	D6/598
D. 417,723	12/1999	Ricigliano	D23/311

Primary Examiner—Eric Watterson
Attorney, Agent, or Firm—John D. Gugliotta

[57] **CLAIM**

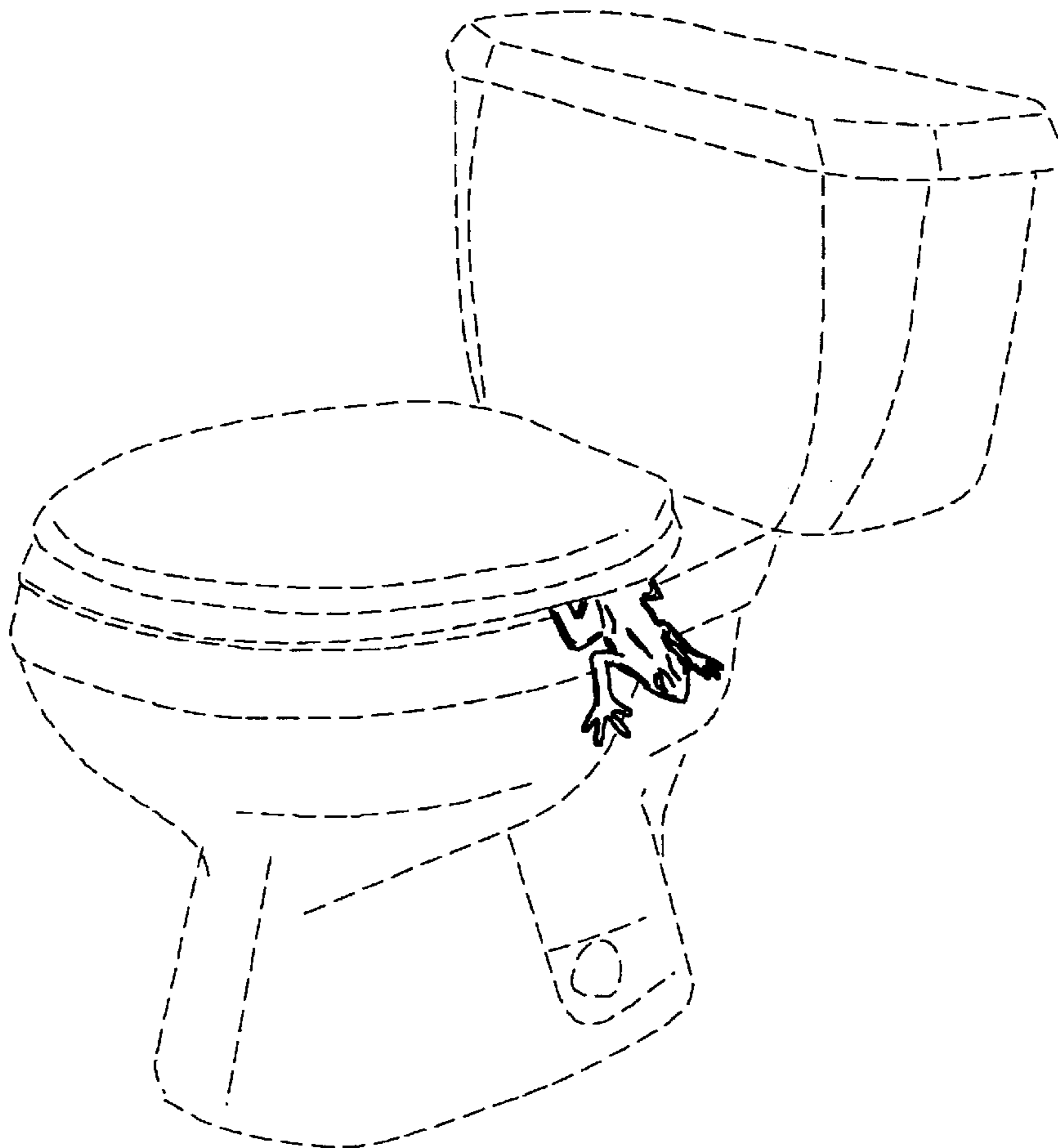
The ornamental design for a toilet seat lifter, as shown and described.

DESCRIPTION

FIG. 1 is a perspective view of toilet seat lifter, according to a preferred embodiment showing my new design; FIG. 2 is a top plan view thereof; FIG. 3 is a bottom plan view thereof; FIG. 4 is a front elevational view thereof; FIG. 5 is a rear elevational view thereof; FIG. 6 is a left side elevational view thereof; and, FIG. 7 is a right side elevational view thereof.

The dashed lines shown in FIG. 1 represents a toilet for use with the present design, and forms no part of the current invention.

1 Claim, 3 Drawing Sheets



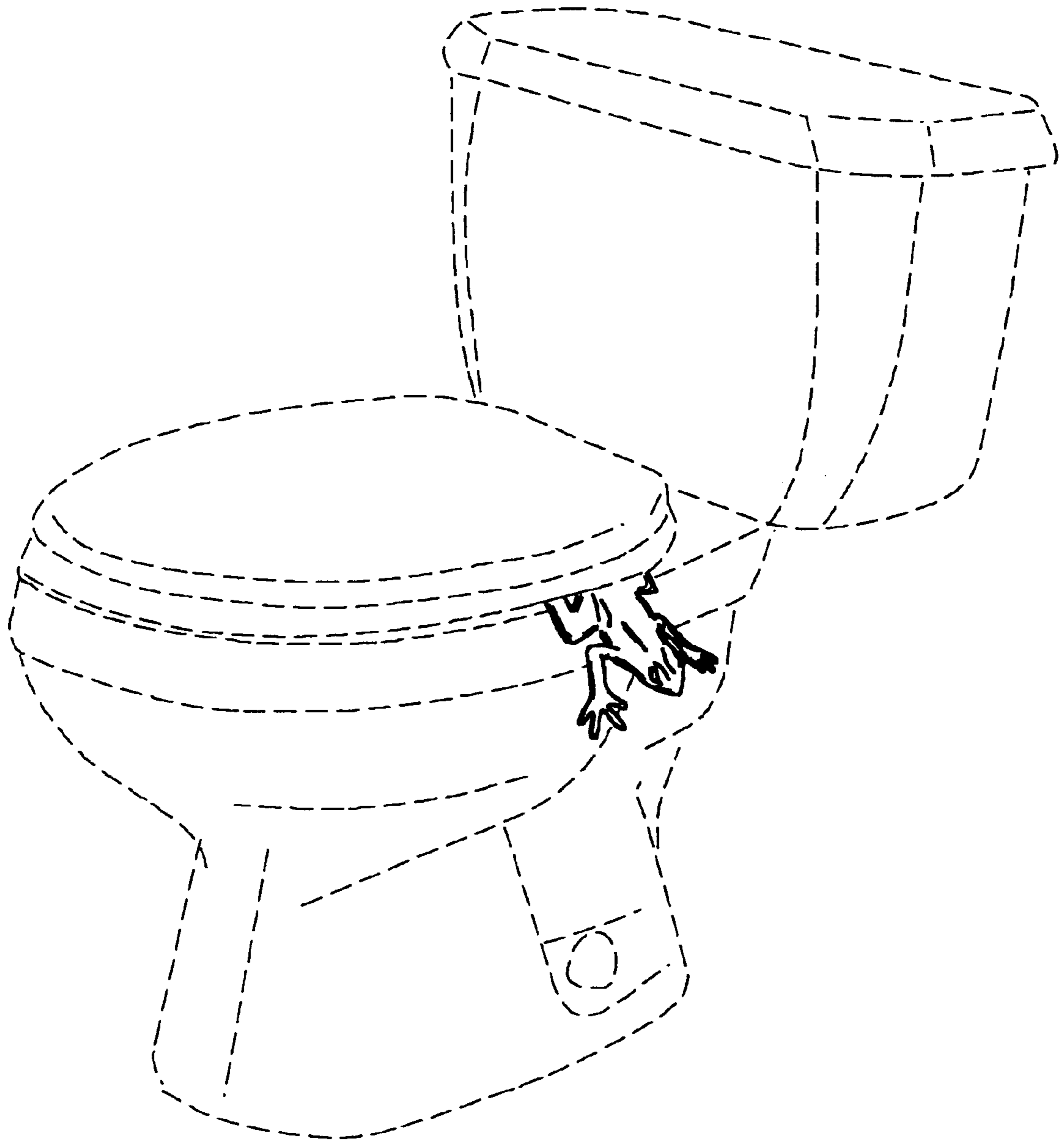


Figure 1




Figure 2




Figure 3



Figure 4



Figure 5

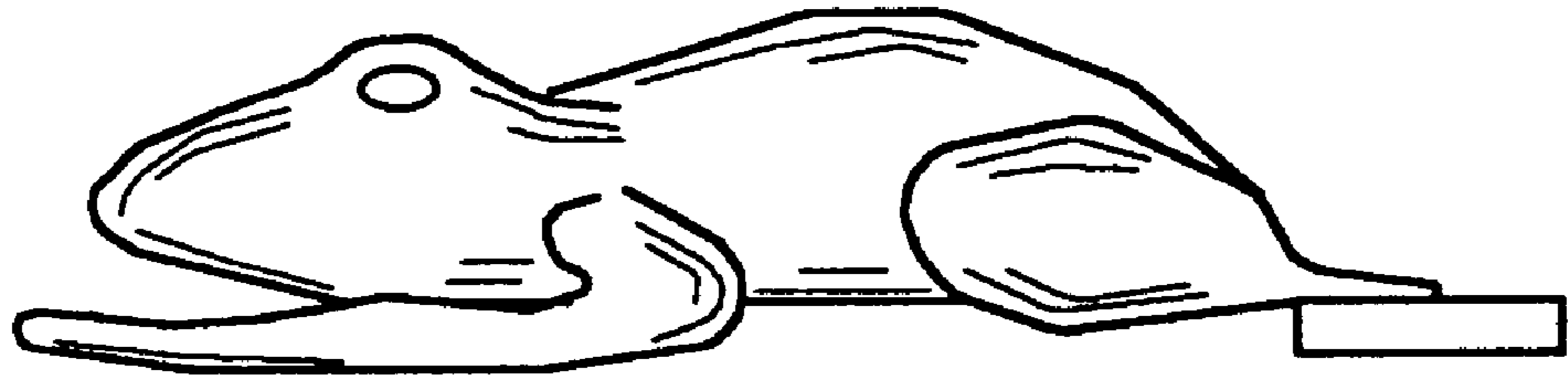


Figure 6

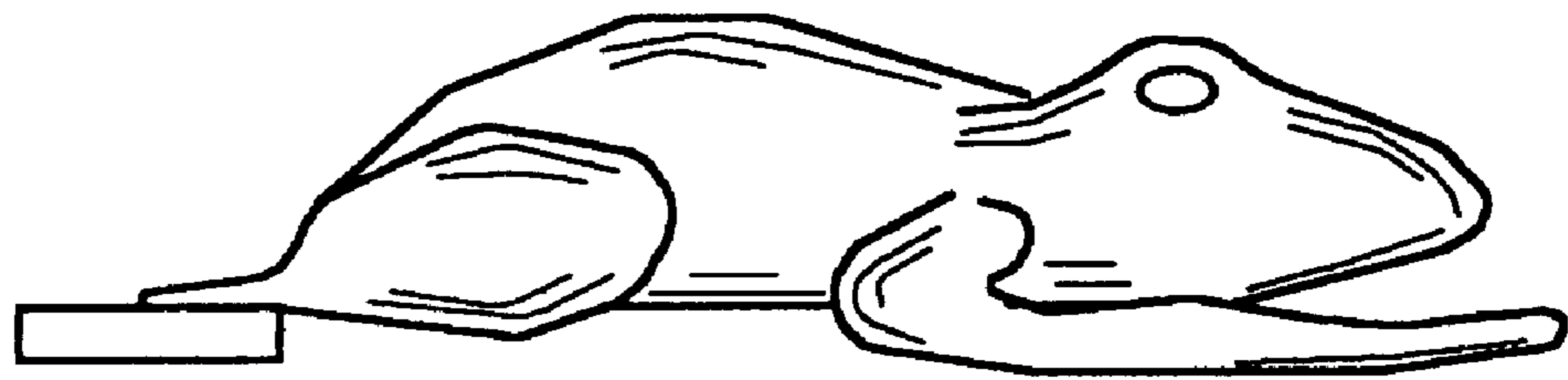


Figure 7