



US00D426598S

United States Patent [19] Kim

[11] **Patent Number: Des. 426,598**

[45] **Date of Patent: ** Jun. 13, 2000**

[54] **BASEBALL BAT**

[76] Inventor: **Myong Kwon Kim**, 336-16 Dal-Jeon Ri, Kapyong Up, Kapyong Gun, Kyung Ki Province, Rep. of Korea

[**] Term: **14 Years**

[21] Appl. No.: **29/085,587**

[22] Filed: **Mar. 26, 1998**

[30] Foreign Application Priority Data

Sep. 26, 1997 [KR] Rep. of Korea 97 20438

[51] **LOC (7) Cl.** **21-02**

[52] **U.S. Cl.** **D21/725**

[58] **Field of Search** D21/725; 463/564-568

[56] References Cited

U.S. PATENT DOCUMENTS

D. 310,114	8/1990	Catherall	D21/725
310,248	1/1885	Brown	473/564
D. 347,671	6/1994	Weiss et al.	D21/725
716,541	12/1902	Hillerich	473/564

Primary Examiner—Mitchell Siegel
Attorney, Agent, or Firm—Ladas & Parry

[57] CLAIM

The ornamental design for a baseball bat, as shown and described.

DESCRIPTION

FIG. 1 is a perspective view of a baseball bat having a multi-colored barrel and a multi-colored knob.

FIG. 2 depicts the front view of the baseball bat having a multi-colored barrel and a multi-colored knob, the opposite being identical.

FIG. 3 depicts the top view of the baseball bat having a multi-colored barrel and a multi-colored knob, the opposite being identical.

FIG. 4 is a left side view of the baseball bat having a multi-colored barrel and a multi-colored knob.

FIG. 5 is a right side view of the baseball bat having a multi-colored barrel and a multi-colored knob; and,

FIG. 6 is an enlarged cross-sectional view of the baseball bat as depicted in FIG. 2, taken along the section line 6—6.

The drawing is lined for color.

1 Claim, 2 Drawing Sheets

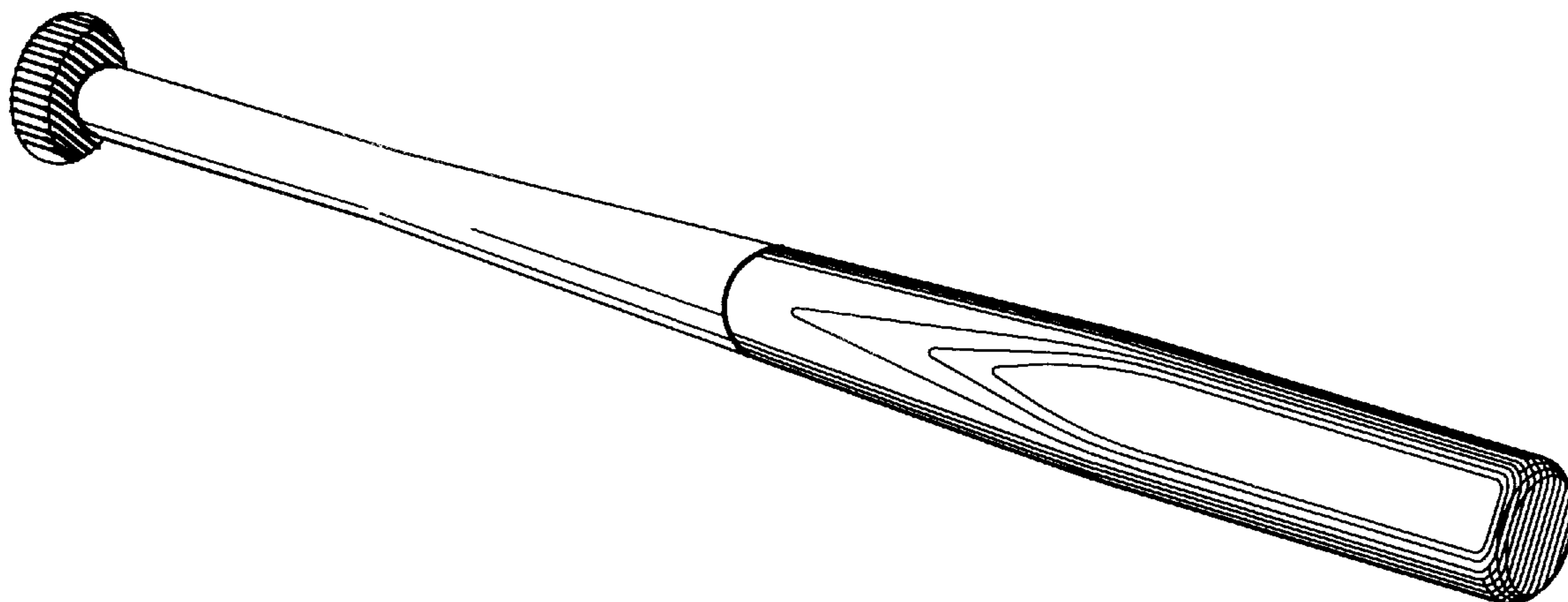


FIG. 1

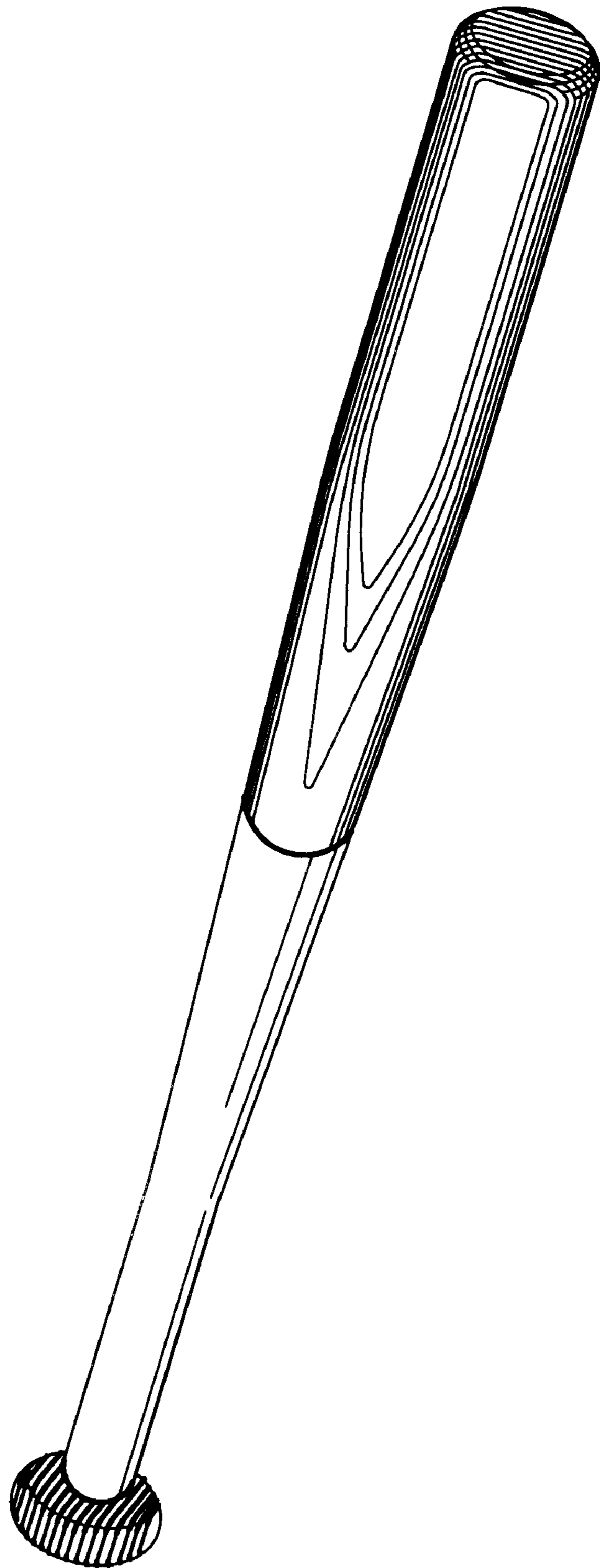


FIG. 2

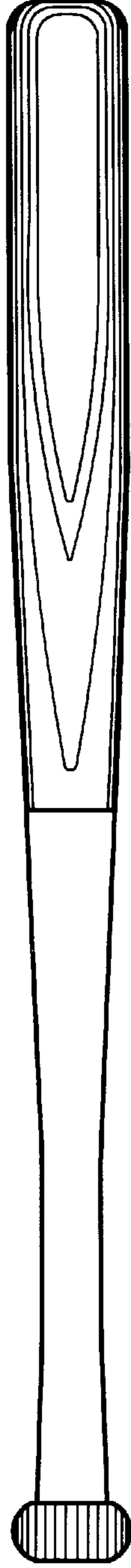


FIG. 3




FIG. 4

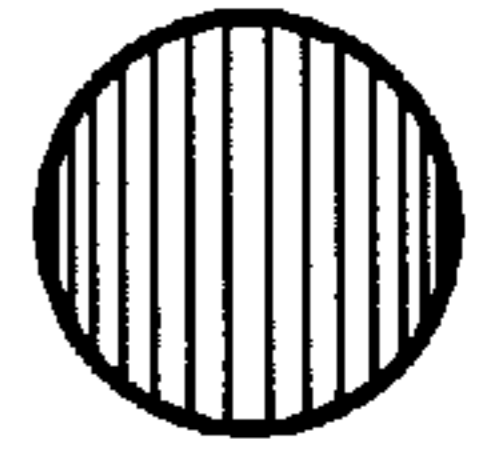


FIG. 5

