



US00D426585S

United States Patent [19]
Manniso

[11] **Patent Number: Des. 426,585**
[45] **Date of Patent: ** Jun. 13, 2000**

[54] **COMBINED BALL AND TETHER AND ATTACHED ENCLOSURE THEREFOR**

[76] Inventor: **Mark Leonard Manniso**, 5545 Doral Dr., Wilmington, Del. 19808

[**] Term: **14 Years**

[21] Appl. No.: **29/065,633**

[22] Filed: **Jan. 31, 1997**

Related U.S. Application Data

[63] Continuation of application No. 29/034,369, Feb. 2, 1995, abandoned.

[51] **LOC (7) Cl.** **21-01**

[52] **U.S. Cl.** **D21/309; D21/301; D21/302; D21/707; D3/303**

[58] **Field of Search** **D3/201, 205, 215, D3/232, 239, 303, 318; 150/110, 118; 206/457; 220/4.24, 306; 224/202; 383/34, 117, 907; 273/58 C, 414; D21/62, 63, 191, 203, 204, 206, 208, 301, 302, 309, 707**

[56] **References Cited**

U.S. PATENT DOCUMENTS

D. 232,445 8/1974 Moe D21/309

D. 365,128	12/1995	Testasecca et al.	D21/309
1,084,584	1/1914	Moody	383/117 X
2,168,392	8/1939	Birch	D21/309
2,670,204	2/1954	Powell	D21/309 X
4,121,829	10/1978	Petrusek	273/58 C X
4,327,850	5/1982	Robinson, Jr.	224/202 X
5,094,462	3/1992	Boyle et al.	273/414
5,150,970	9/1992	Albarelli	383/117 X
5,280,843	1/1994	Vartija et al.	273/58 C X

Primary Examiner—Louis S. Zarfaz
Assistant Examiner—Monica A. Weingart

[57] **CLAIM**

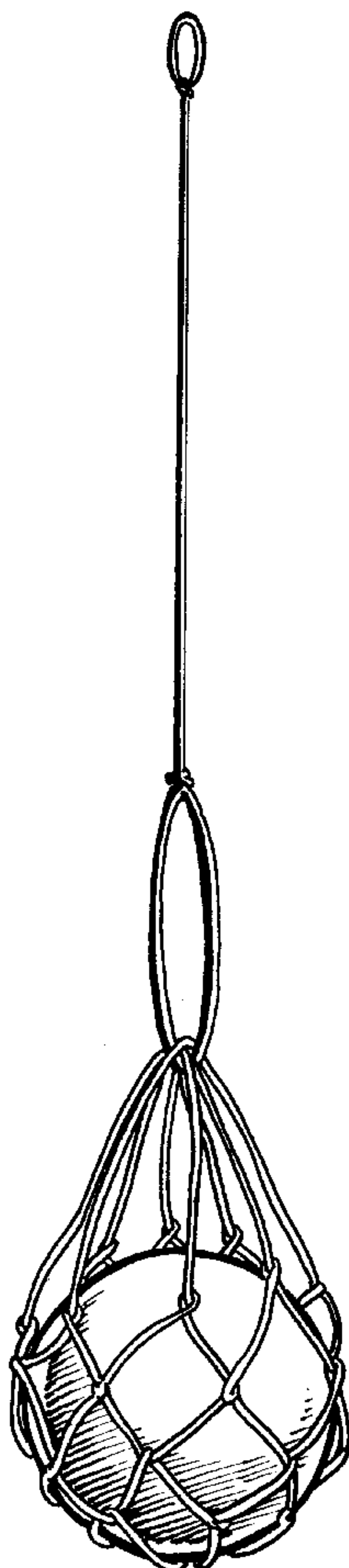
The ornamental design for a combined ball and tether and attached enclosure therefor, as shown.

DESCRIPTION

FIG. 1 is a front view of the combined ball and tether and attached enclosure therefor of the present invention.

FIG. 2 is a top view of the object enclosure portion of the combined ball and tether and attached enclosure therefor.

1 Claim, 2 Drawing Sheets






FIG. 1

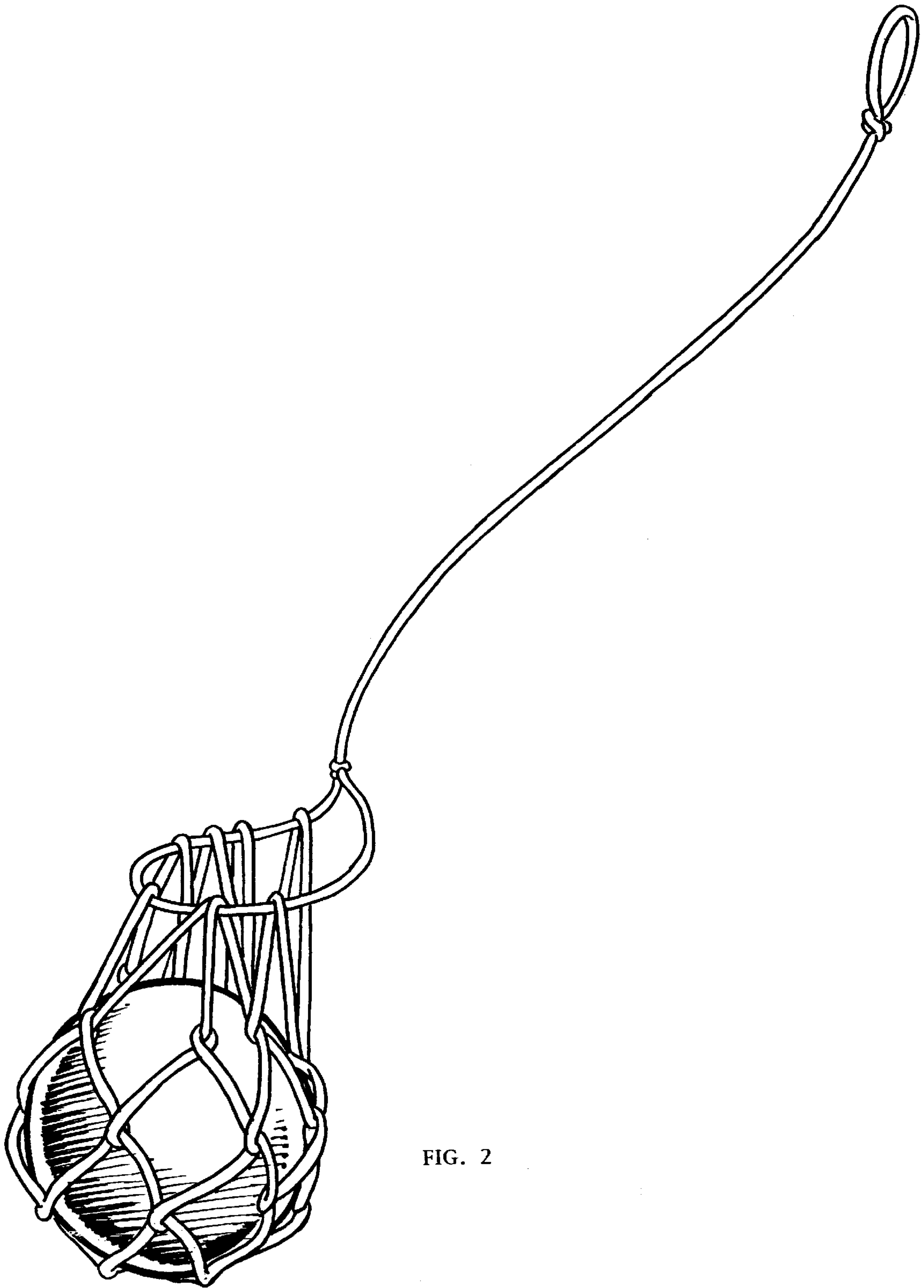


FIG. 2