



US00D426579S

United States Patent [19]

[11] **Patent Number: Des. 426,579**

Douthit et al.

[45] **Date of Patent: ** Jun. 13, 2000**

[54] **PUBLICATION DISPENSER**

[75] Inventors: **Harold K. Douthit**, Sandusky; **John R. Nottingham**, Hunting Valley; **John W. Spirk**, Gates Mills; **Dennis M. Futo**, Strongsville; **Jeffrey M. Kalman**, Cleveland Heights, all of Ohio

[73] Assignee: **Indispenser, Ltd.**, Sandusky, Ohio

[**] Term: **14 Years**

[21] Appl. No.: **29/107,842**

[22] Filed: **Jul. 14, 1999**

[51] **LOC (7) Cl. 20-01**

[52] **U.S. Cl. D20/6**

[58] **Field of Search** D20/1, 4, 6; 194/255, 194/291, 350; 221/154, 155, 191, 194, 195, 213, 215

[56] **References Cited**

U.S. PATENT DOCUMENTS

D. 159,313 7/1950 Auerbach D20/4 X

D. 161,121 12/1950 Ossanna, Jr. D20/4
D. 408,862 4/1999 Berckenhoff et al. D20/6
2,843,438 7/1958 Rothhaupt D20/4 X
3,905,530 9/1975 Emmel 221/154
4,413,749 11/1983 Glaser 221/154

Primary Examiner—Nanda Bondade
Attorney, Agent, or Firm—Renner, Otto, Boisselle & Sklar, LLP


[57] **CLAIM**

The ornamental design for a publication dispenser, as shown and described.

DESCRIPTION

FIG. 1 is a perspective view of the publication dispenser showing our new design as seen from the left front side thereof;
FIG. 2 is a front elevation view thereof;
FIG. 3 is a side elevation view of the right side of FIG. 2, the opposite side being a mirror image;
FIG. 4 is a top plan view thereof; and,
FIG. 5 is a rear elevation view thereof.

1 Claim, 4 Drawing Sheets



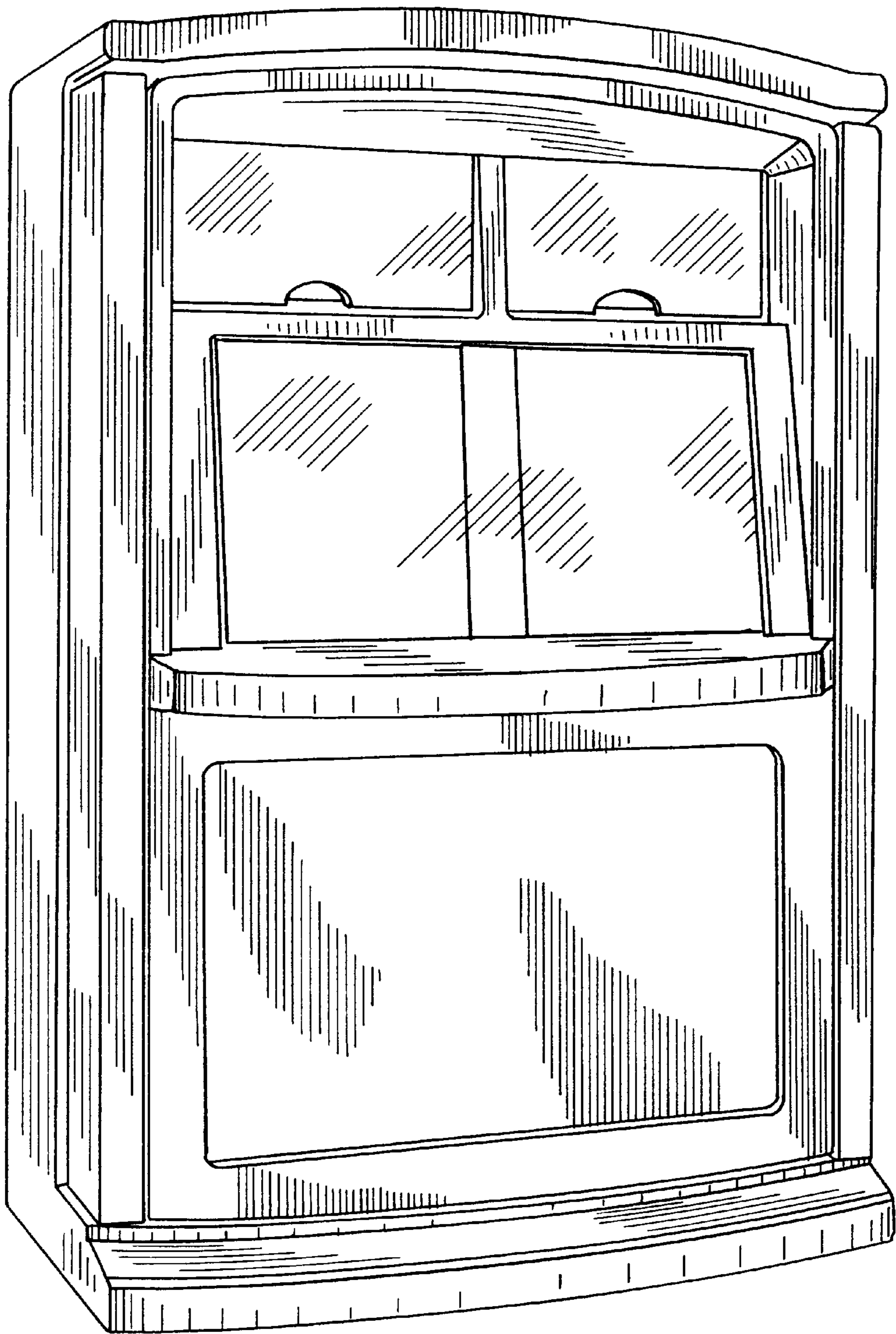


FIG. 1




FIG. 2

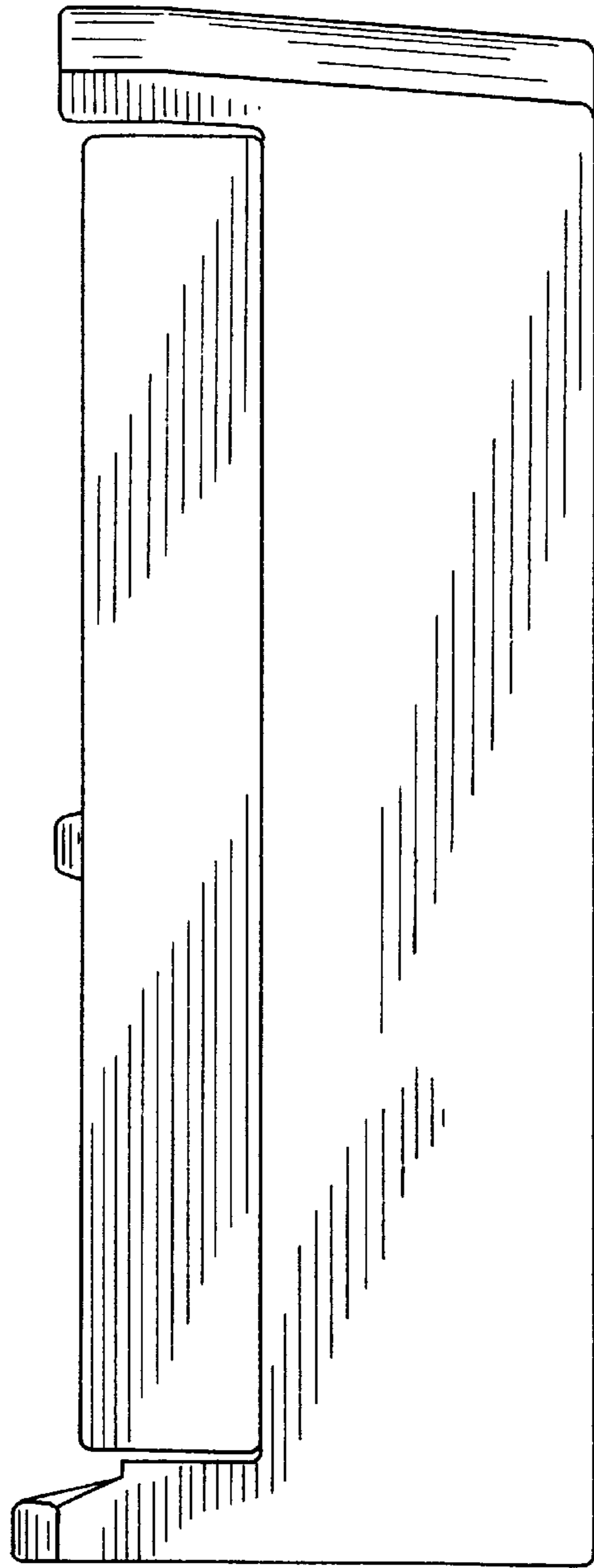


FIG. 3

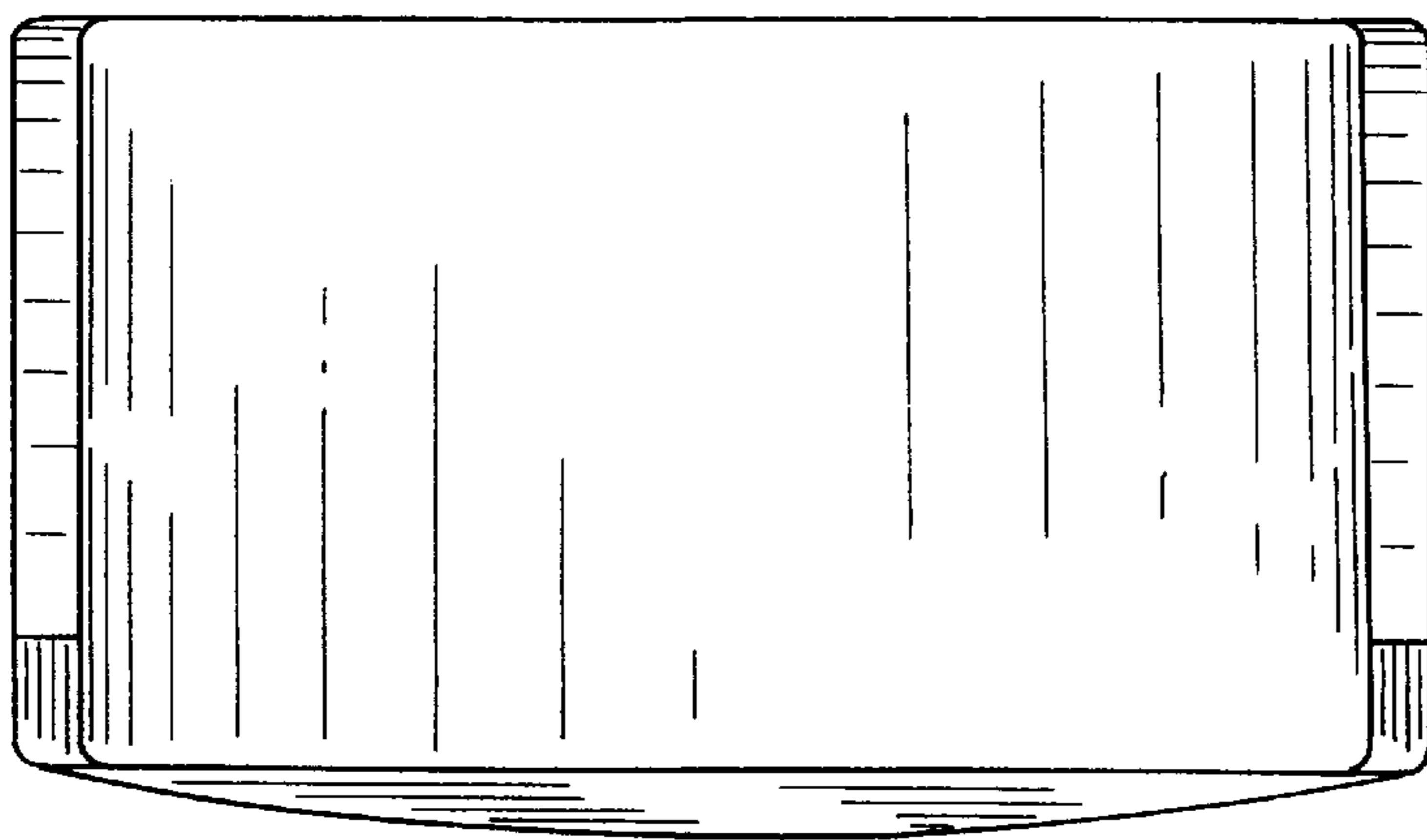


FIG. 4

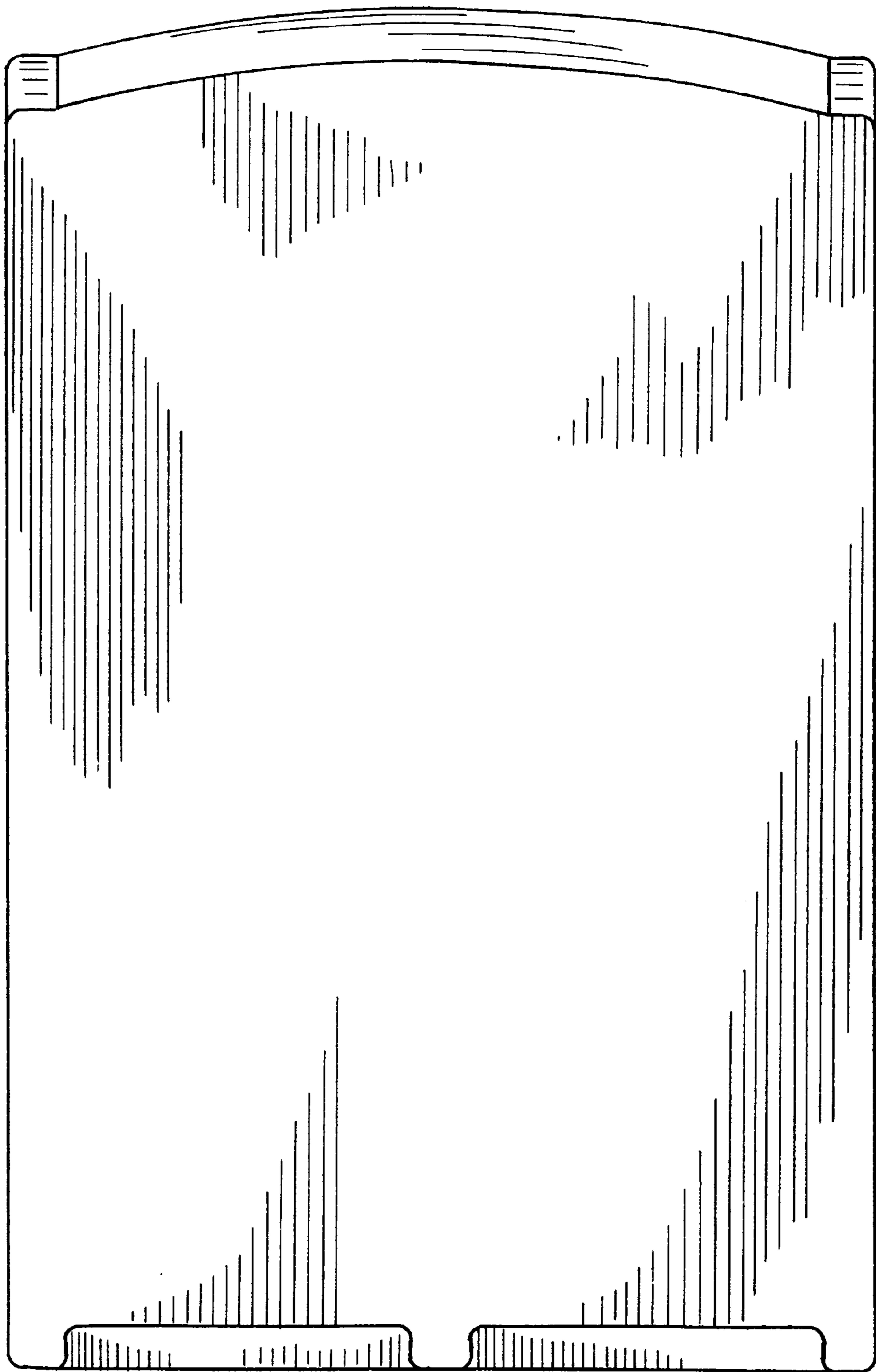


FIG. 5