



US00D426578S

United States Patent [19]

[11] **Patent Number: Des. 426,578**

Ogomori et al.

[45] **Date of Patent: ** Jun. 13, 2000**

[54] **AUTOMATIC VENDING MACHINE FOR DRINKS**

D. 265,745	8/1982	Krakauer	D20/4
D. 378,919	4/1997	Gareiss et al.	D20/1 X
4,023,704	5/1977	Pitel et al.	221/75
5,048,717	9/1991	Falk et al.	194/205

[75] Inventors: **Hiroshi Ogomori; Yukio Yanagihara; Katsuhiko Adachi; Tsugio Hanyuda; Takuya Koyanagi; Yuko Kato; Ryuji Fukushima; Keiko Sotomura**, all of Osaka-fu, Japan

OTHER PUBLICATIONS

Vend, p. 15, National Candy Vender, Nov. 1962.

[73] Assignee: **Sanyo Electric Co., Ltd.**, Osaka-fu, Japan

Primary Examiner—Nanda Bondade
Attorney, Agent, or Firm—Weingarten, Schurgin, Gagnebin & Hayes LLP

[**] Term: **14 Years**

[57] CLAIM

[21] Appl. No.: **29/098,397**

The ornamental design for an automatic vending machine for drinks, as shown.

[22] Filed: **Dec. 29, 1998**

DESCRIPTION

[30] Foreign Application Priority Data

Jul. 3, 1998 [JP] Japan 10-19374

FIG. 1 is a top, front, and right side perspective view of our design for an automatic vending machine for drinks;

[51] **LOC (7) Cl.** **20-01**

FIG. 2 is a front view thereof;

[52] **U.S. Cl.** **D20/4; D20/5**

FIG. 3 is a top plan view thereof;

[58] **Field of Search** D20/1-6; 194/205,

FIG. 4 is a right side view thereof;

194/212, 255, 350; 221/75, 92, 94-96,

FIG. 5 is a left side view thereof;

126, 155, 195

FIG. 6 is a back side view thereof; and,

FIG. 7 is a bottom view thereof.

[56] References Cited

U.S. PATENT DOCUMENTS

D. 187,618 4/1960 Moore D20/4

1 Claim, 4 Drawing Sheets




Fig.1




Fig.2

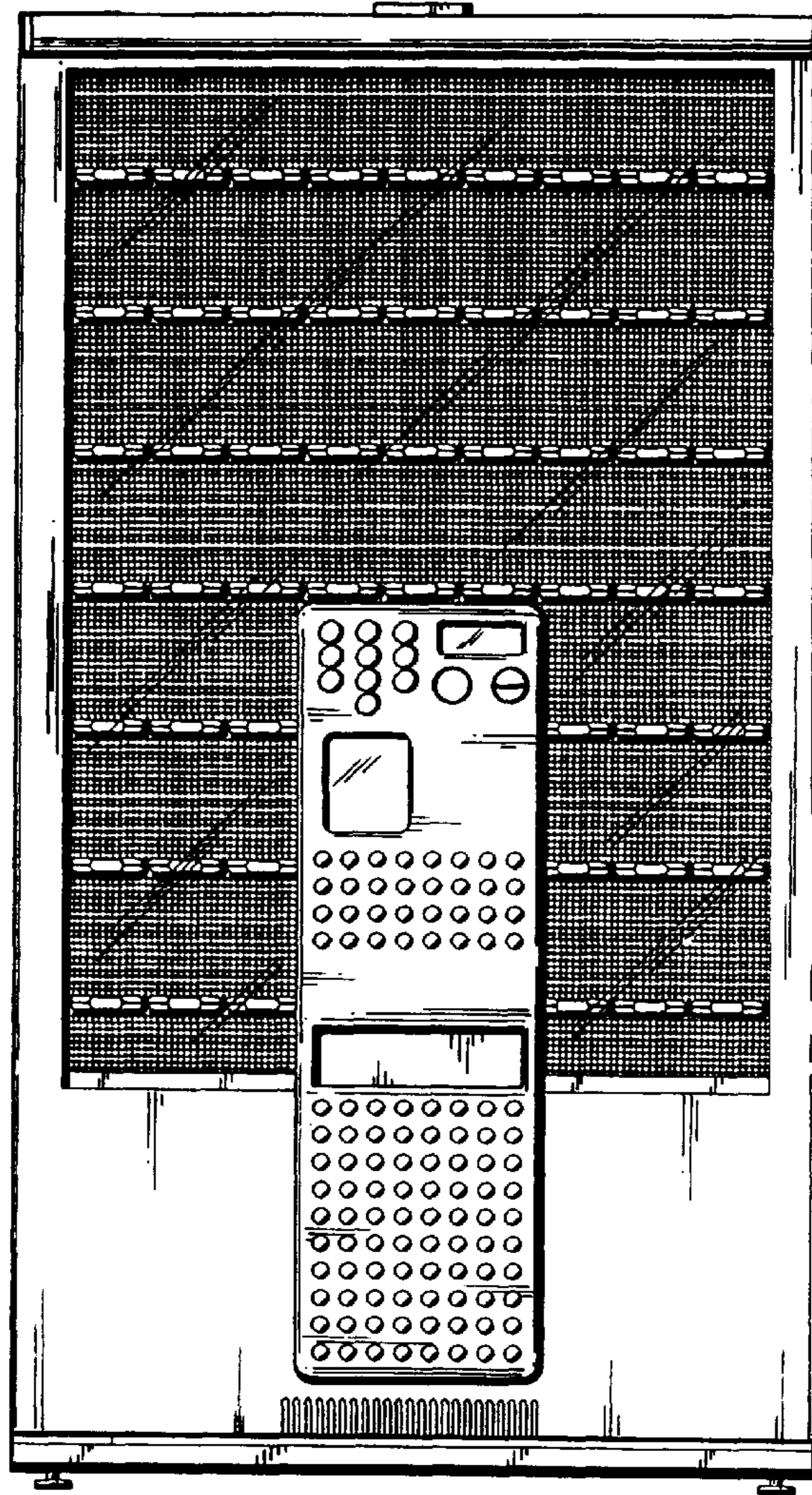


Fig.3

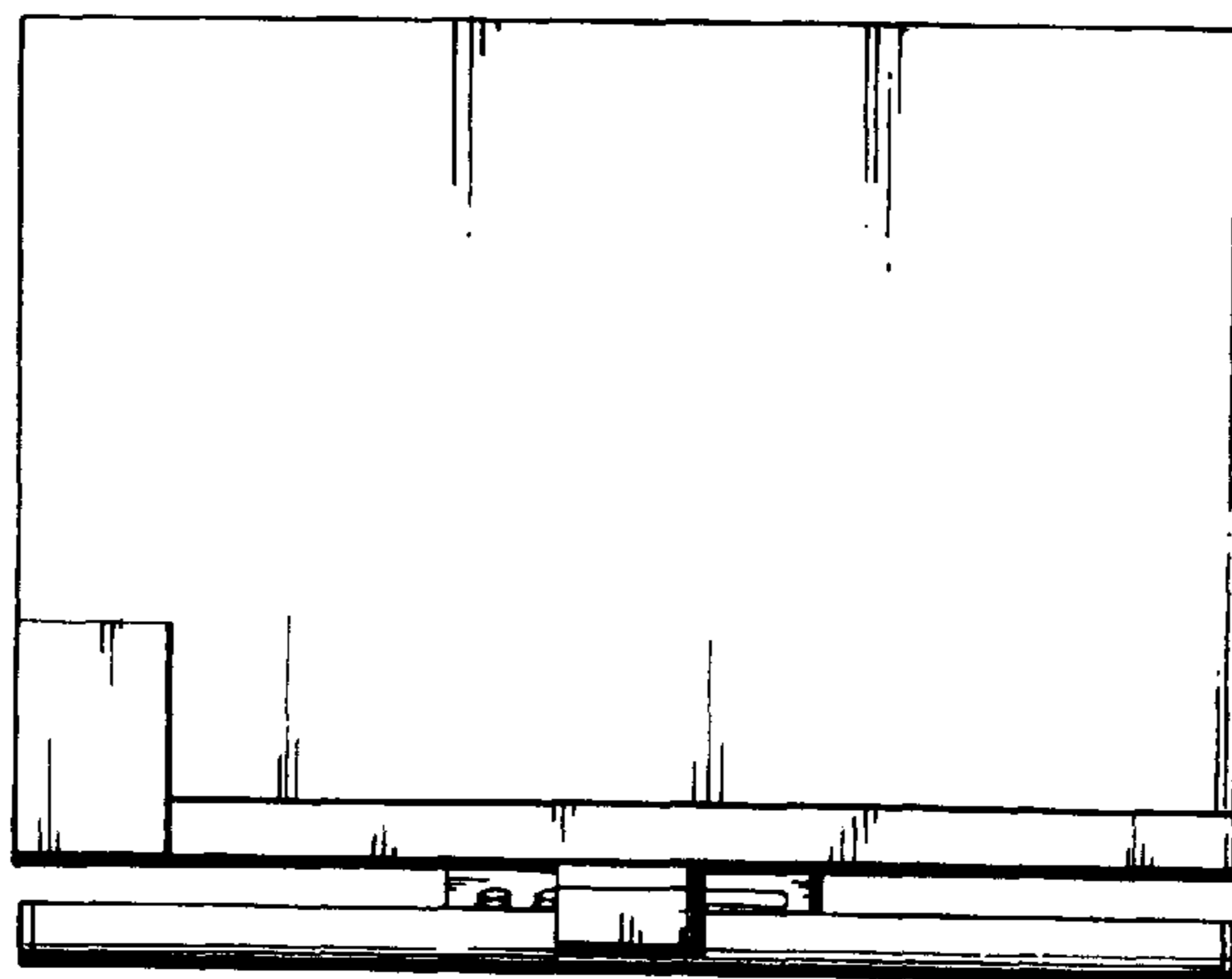


Fig.4




Fig.5




Fig.6




Fig.7

