



US00D426573S

United States Patent [19]

Sekine et al.

[11] Patent Number: Des. 426,573

[45] Date of Patent: ** Jun. 13, 2000

[54] BALL-POINT PEN

[75] Inventors: Nobuo Sekine; Kazuo Iwase; Mikiya Ido, all of Aichi, Japan

[73] Assignee: The Pilot Ink Co., Ltd., Nagoya, Japan

[**] Term: 14 Years

[21] Appl. No.: 29/110,429

[22] Filed: Sep. 8, 1999

[30] Foreign Application Priority Data

Mar. 8, 1999 [JP] Japan 11-5841

[51] LOC (7) Cl. 19-06

[52] U.S. Cl. D19/48; D19/51; D19/57

[58] Field of Search D19/35, 36, 41-51, D19/53-58, 81-85; 401/6, 7, 88, 209, 243-247, 202, 262

[56] References Cited

U.S. PATENT DOCUMENTS

D. 121,406	7/1940	Whitehouse	D19/51
D. 162,805	4/1951	Ferber	D19/48
D. 286,547	11/1986	Koizumi et al.	D19/51
D. 357,276	4/1995	Bruhn	D19/48
D. 395,672	6/1998	Navarro	D19/48
D. 403,704	1/1999	Arita	D19/48
D. 404,425	1/1999	Suzuki	D19/43
D. 404,427	1/1999	Takanashi	D19/48

Primary Examiner—Martie K. Holtje
Attorney, Agent, or Firm—Sughrue, Mion, Zinn, Macpeak & Seas, PLLC

[57] CLAIM

The ornamental design for a ball-point pen, as shown and described.

DESCRIPTION

FIG. 1 is a perspective view of the top, front and right side of a ball-point pen showing our new design;
 FIG. 2 is a front elevational view thereof;
 FIG. 3 is a rear elevational view thereof;
 FIG. 4 is a side elevational view of the left side thereof, the right side being a mirror image thereof;
 FIG. 5 is a top plan view thereof;
 FIG. 6 is a bottom plan view thereof;
 FIG. 7 is a side elevational view thereof, with the cover removed for convenience of illustration, all other side views being identical thereto;
 FIG. 8 is a top plan view thereof;
 FIG. 9 is a bottom plan view thereof;
 FIG. 10 is a front elevational view of the cover removed from the pen for convenience of illustration;
 FIG. 11 is a rear elevational view thereof;
 FIG. 12 is left side elevational view thereof, the right side being a mirror image thereof;
 FIG. 13 is a top plan view thereof; and,
 FIG. 14 is a bottom plan view thereof.

1 Claim, 4 Drawing Sheets


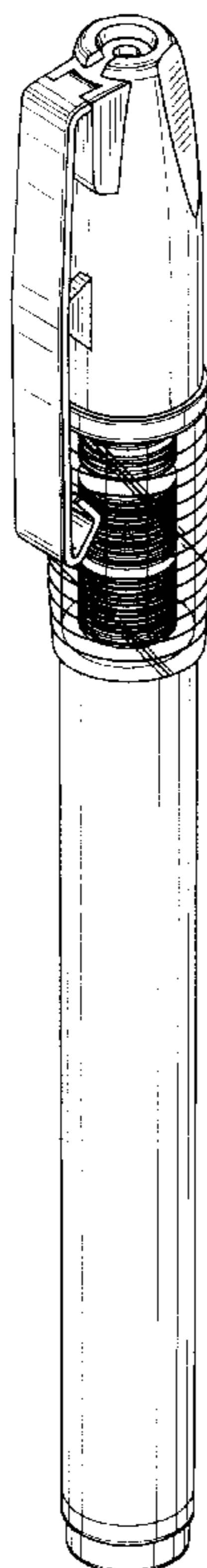


FIG. 1

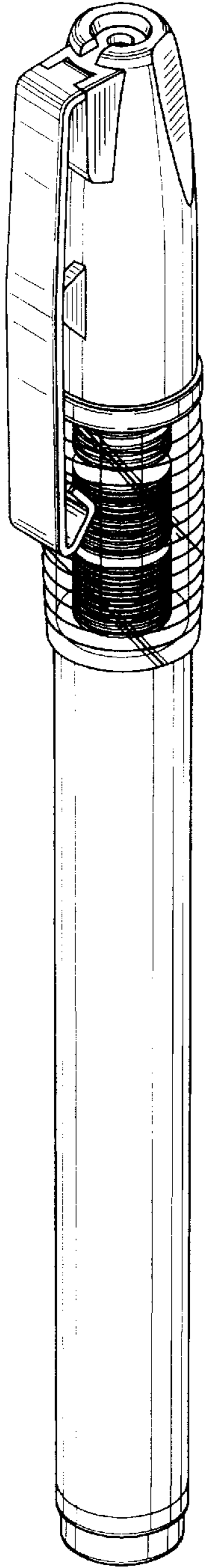


FIG. 2




FIG. 3




FIG. 4




FIG. 5

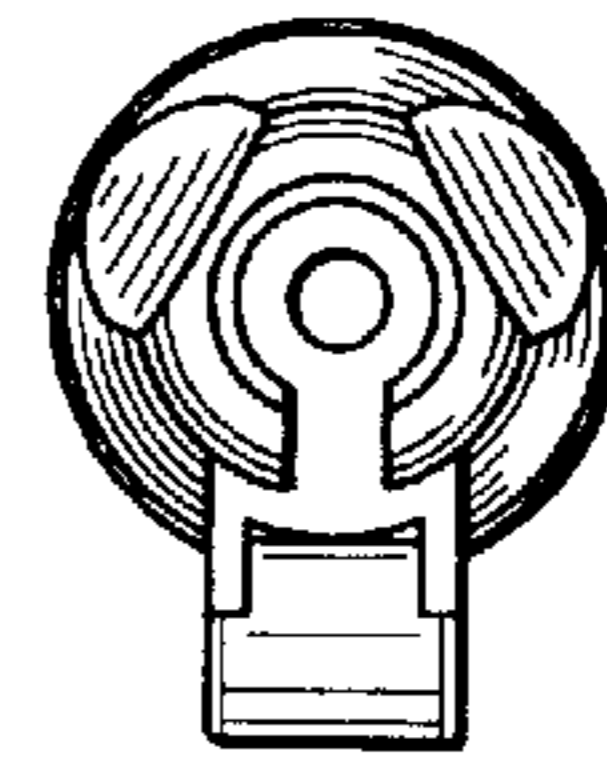


FIG. 6

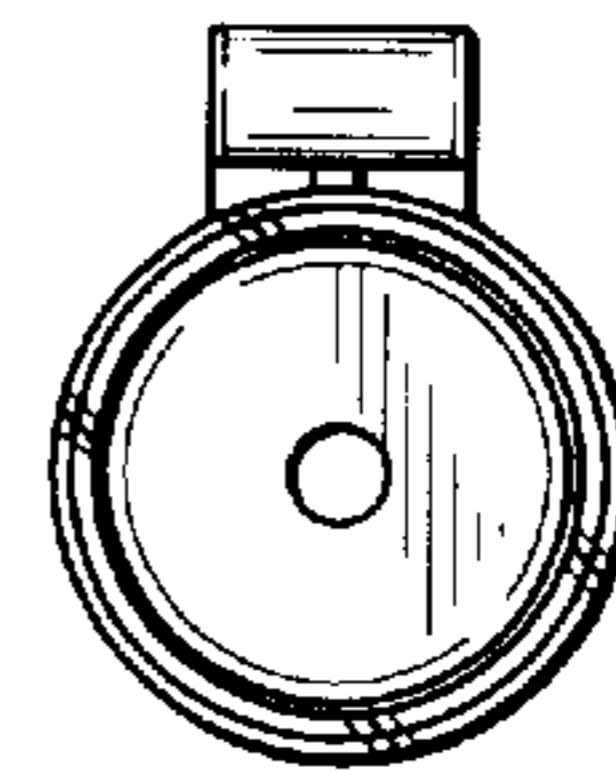


FIG. 7




FIG. 8

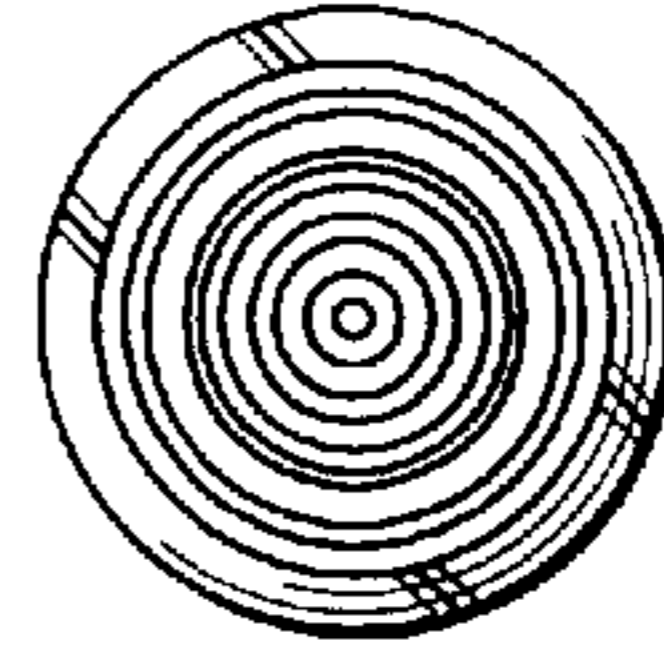


FIG. 9

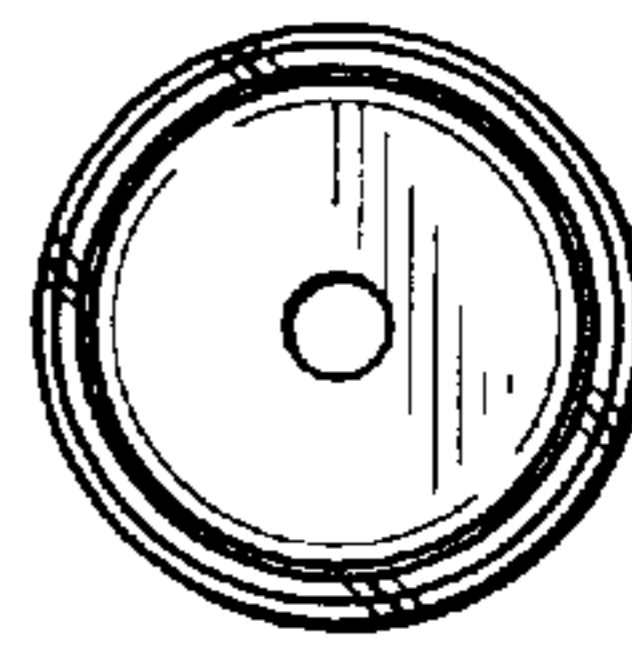


FIG. 10

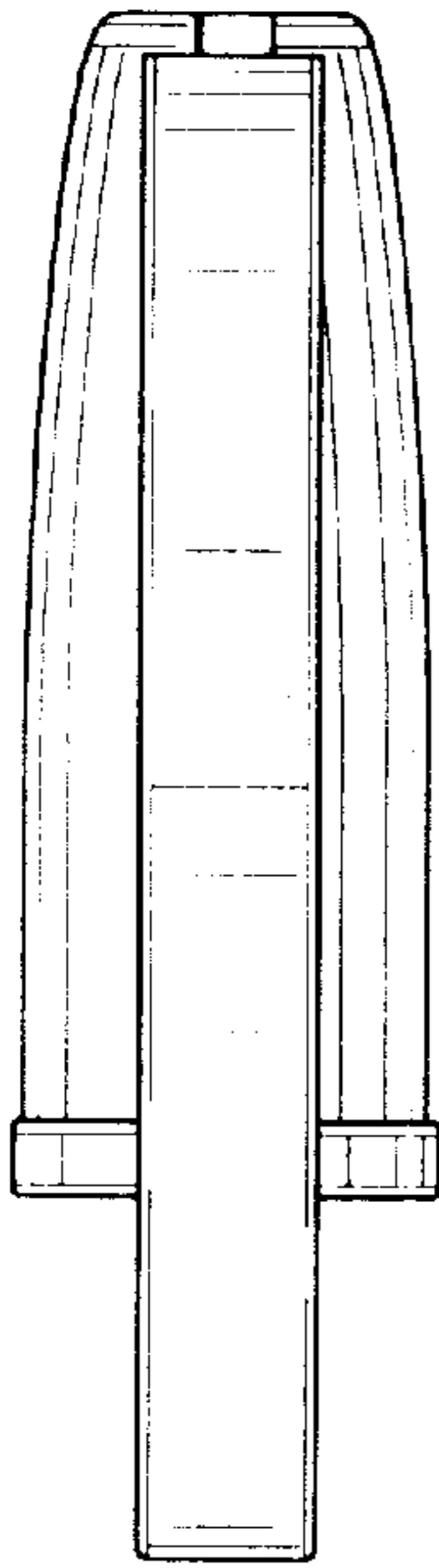


FIG. 11




FIG. 12

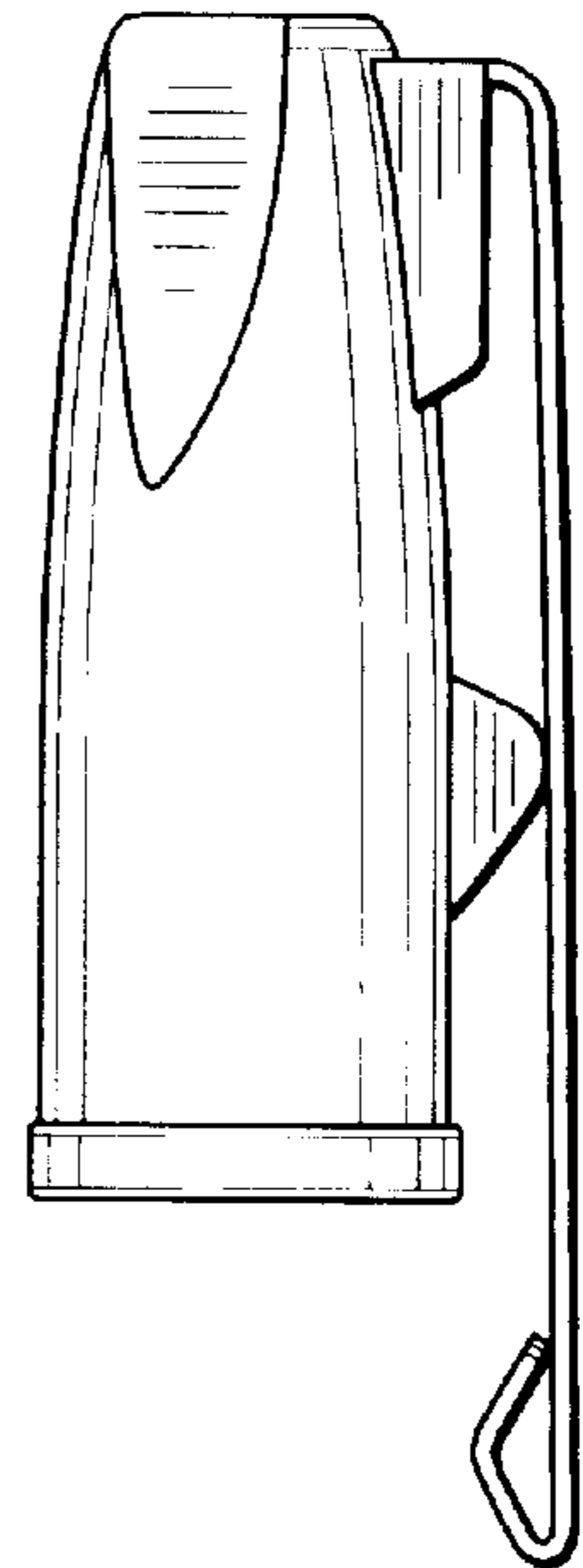


FIG. 13




FIG. 14

