



US00D426569S

United States Patent [19]

Franks et al.

[11] Patent Number: **Des. 426,569**

[45] Date of Patent: **** Jun. 13, 2000**

[54] **HAND STAMP**

D. 377,500 1/1997 Kida et al. D18/15
1,275,813 8/1918 Wilday 101/405

[75] Inventors: **Anthony D. Franks**, Richmond, United Kingdom; **David Mayer**, New York, N.Y.; **Michael P. Zambelli**, Livingston, N.J.

Primary Examiner—Louis S. Zarfes
Assistant Examiner—G Andoll
Attorney, Agent, or Firm—Lerner, David, Littenberg, Krumholz & Mentlik, LLP

[73] Assignee: **M&R Marking Systems, Inc.**, Piscataway, N.J.

[57] **CLAIM**

[**] Term: **14 Years**

The ornamental design for a hand stamp, as shown and described.

[21] Appl. No.: **29/104,577**

DESCRIPTION

[22] Filed: **May 7, 1999**

FIG. 1 is a perspective view of a hand stamp showing our new design;

[51] **LOC (7) Cl.** **19-02**

FIG. 2 is a front view, the rear view being a mirror image thereof;

[52] **U.S. Cl.** **D18/15**

[58] **Field of Search** D18/14-18; 101/327, 101/333, 334, 371, 379, 405; D8/107, DIG. 7

FIG. 3 is a left side view thereof;

FIG. 4 is a right side view thereof;

FIG. 5 is a top plan view thereof; and,

FIG. 6 is a bottom plan view thereof.

The broken lines in the Figures are for illustrative purposes only and forms no part of the claimed design.

[56] **References Cited**

U.S. PATENT DOCUMENTS

D. 244,747 6/1977 Solf D8/107
D. 256,767 9/1980 Irelan D8/107
D. 355,831 2/1995 Hull et al. D8/107

1 Claim, 2 Drawing Sheets

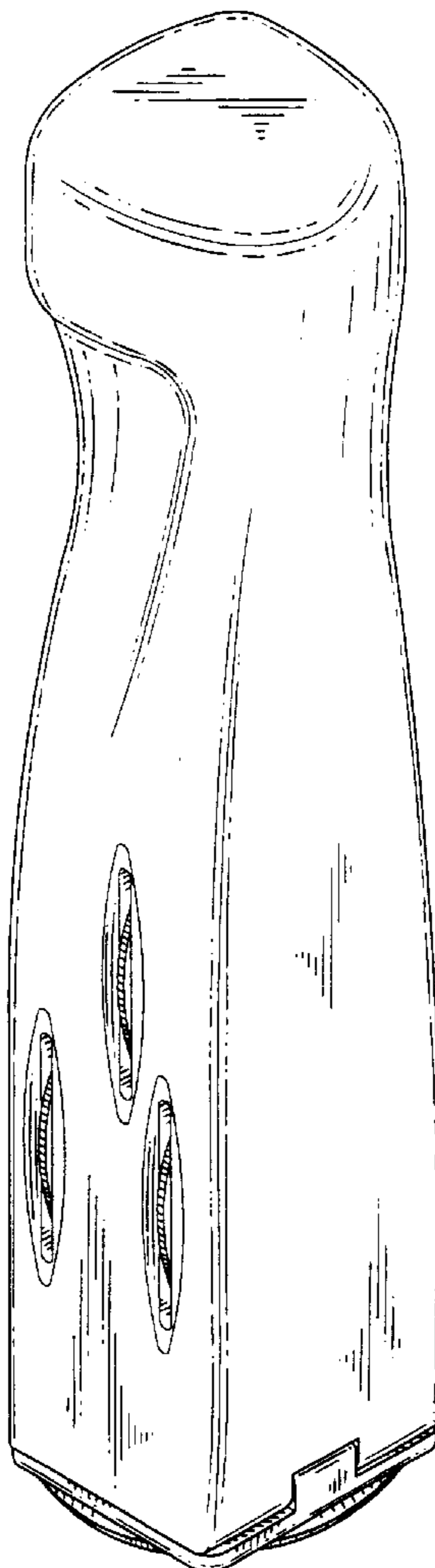


FIG. 1

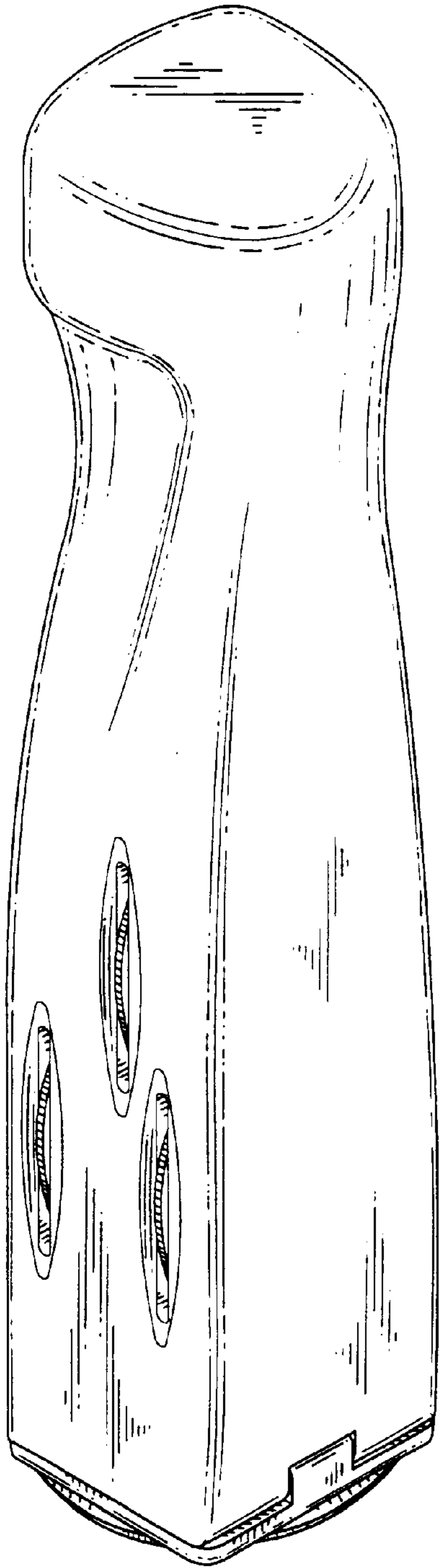


FIG. 2

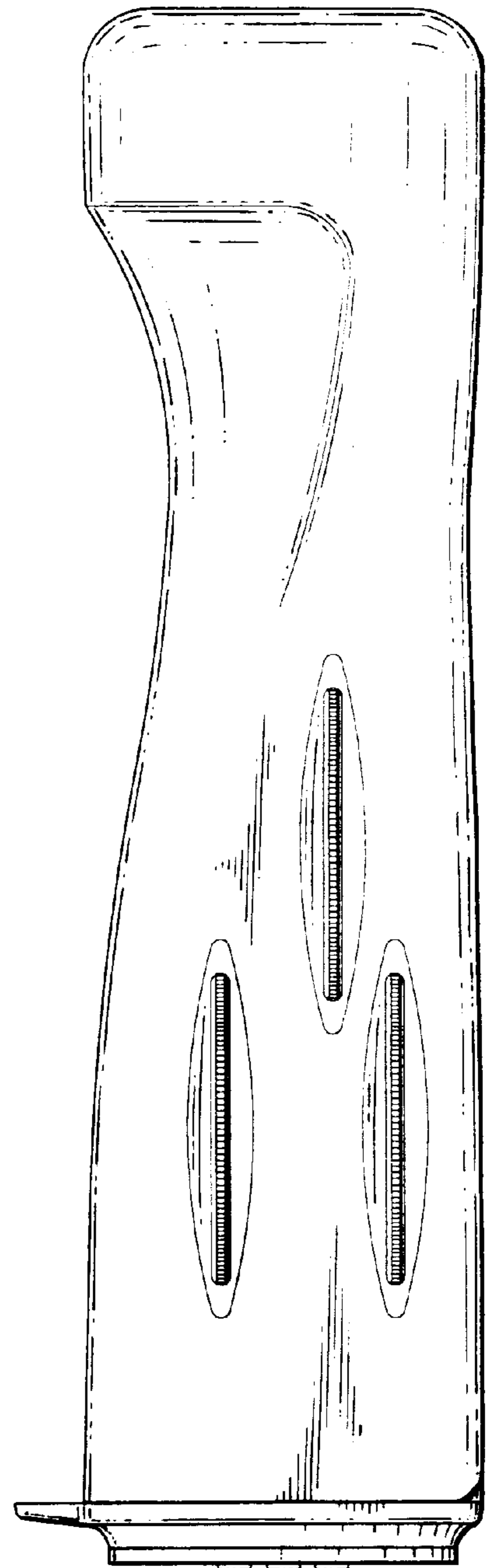


FIG. 4




FIG. 3




FIG. 5

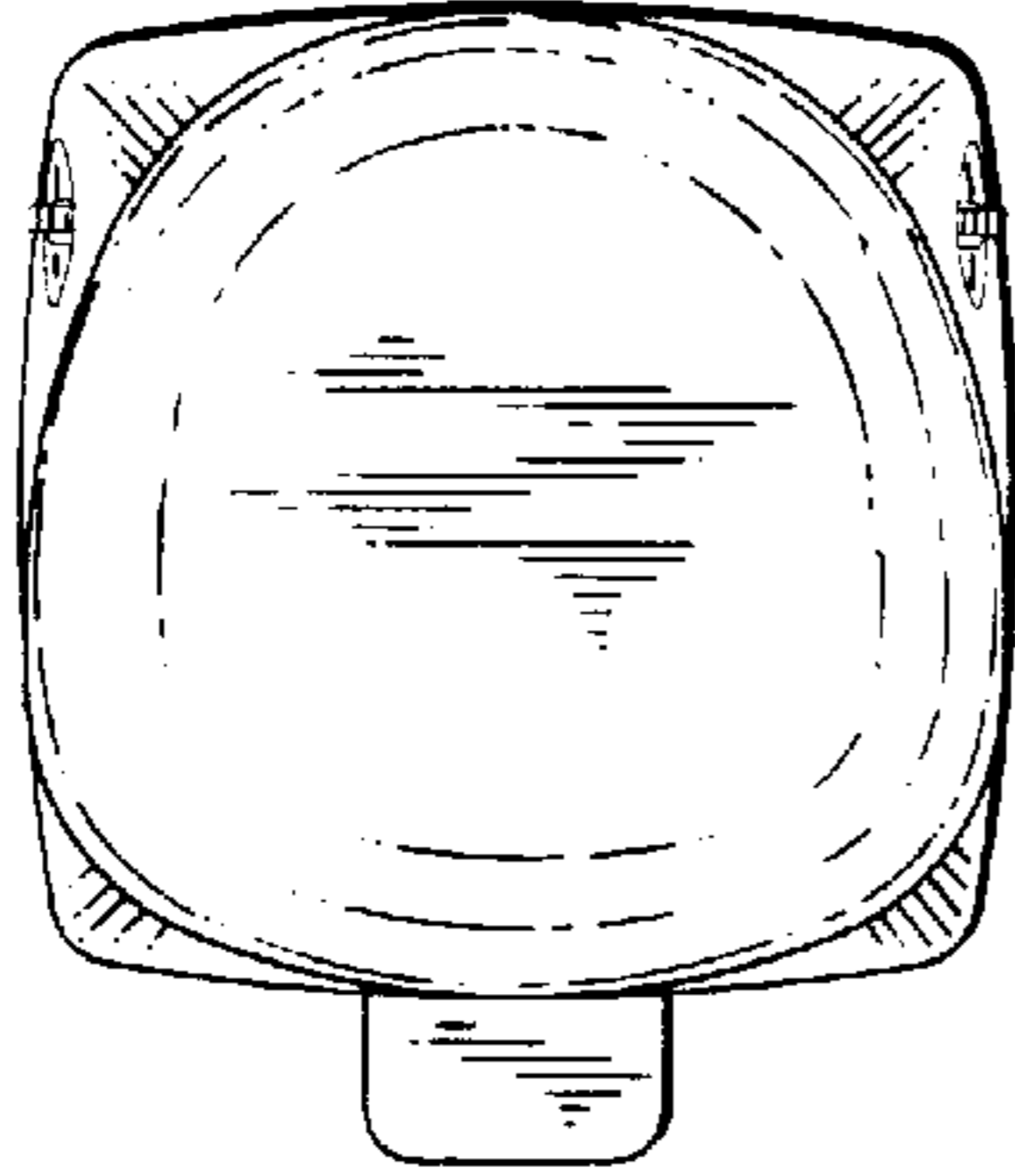


FIG. 6

