



US00D426566S

United States Patent [19]
Hirschman et al.

[11] **Patent Number: Des. 426,566**
[45] **Date of Patent: ** Jun. 13, 2000**

[54] **EYEGLASS FRAME**

[75] Inventors: **Richard Hirschman**, Albertson; **Jason Hirschman**, Bohemia, both of N.Y.

[73] Assignee: **Pareto Corporation**, Bohemia, N.Y.

[**] Term: **14 Years**

[21] Appl. No.: **29/111,353**

[22] Filed: **Sep. 24, 1999**

[51] **LOC (7) Cl.** **16-06**

[52] **U.S. Cl.** **D16/315; D16/328**

[58] **Field of Search** **D16/101, 300-330;**
351/41, 44, 51, 52, 90, 96, 103, 158; 2/247,
248

[56] **References Cited**

U.S. PATENT DOCUMENTS

D. 168,380	12/1952	Schumacher et al.	D16/315
D. 371,567	7/1996	Fukuchi	D16/315
D. 405,105	2/1999	Gerani	D16/328
2,188,380	1/1940	Uhlemann	D16/315
4,145,125	3/1979	Chika	D16/323
5,642,177	6/1997	Nishioka	351/44
5,956,116	9/1999	Ishiyama	351/90

OTHER PUBLICATIONS

The Optician, p13, Dec. 13, 1985.
Giorgio Armani Catalog, Frame 649, 636, 1995.
Frames Catalog, Back Cover, 1996.

Primary Examiner—Raphael Barkai
Attorney, Agent, or Firm—Ostrolenk, Faber, Gerb & Soffen, LLP

[57] **CLAIM**

The ornamental design for an eyeglass frame, as shown and described.

DESCRIPTION

FIG. 1 is a perspective view of an eyeglass frame showing my new design;
FIG. 2 is a front view thereof;
FIG. 3 is a rear view thereof;
FIG. 4 is a top view thereof;
FIG. 5 is a bottom view; and,
FIG. 6 is a right side view thereof (the left side view is symmetrical).
The broken line showing on the temple and temple tips is for illustrative purposes only and forms no part of the claimed design.

1 Claim, 4 Drawing Sheets






FIG. 1

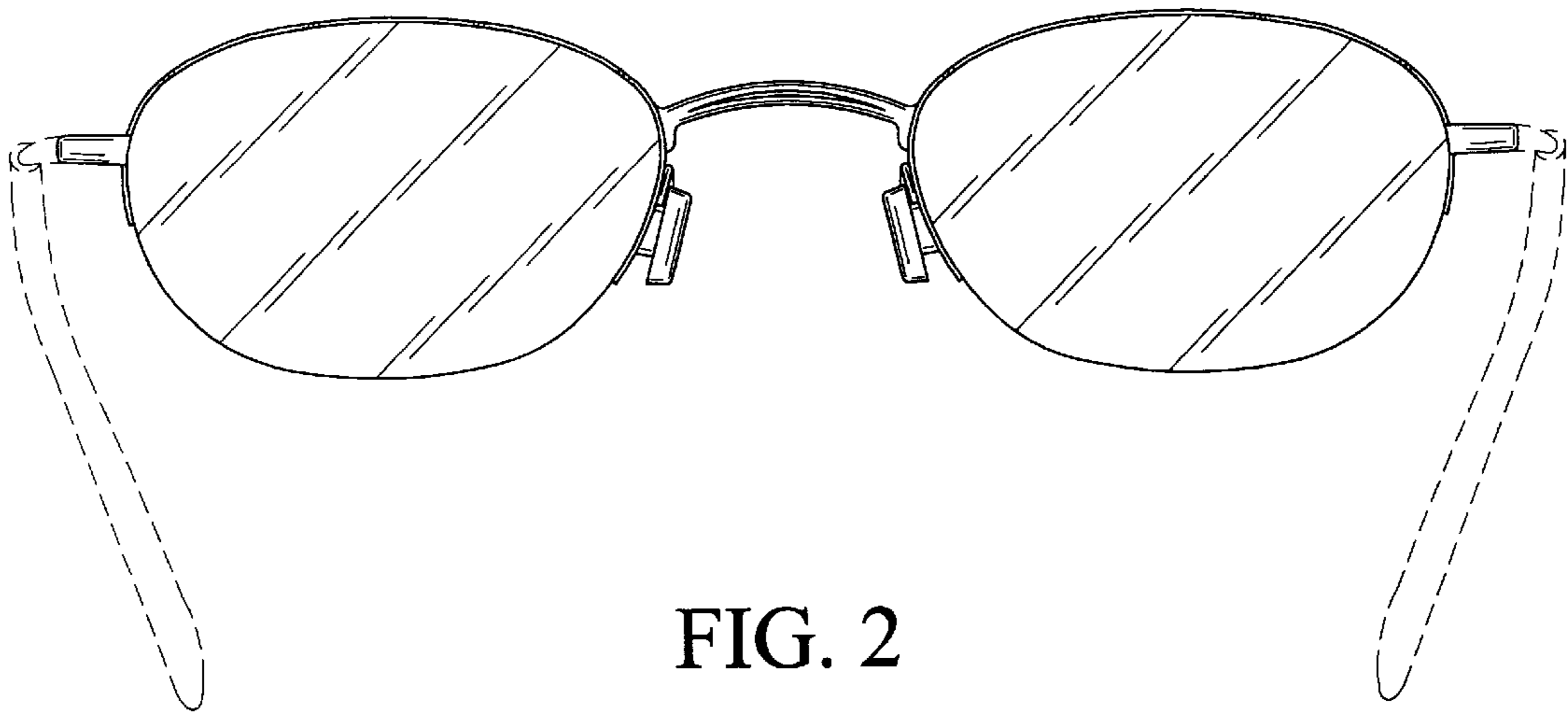


FIG. 2



FIG. 4

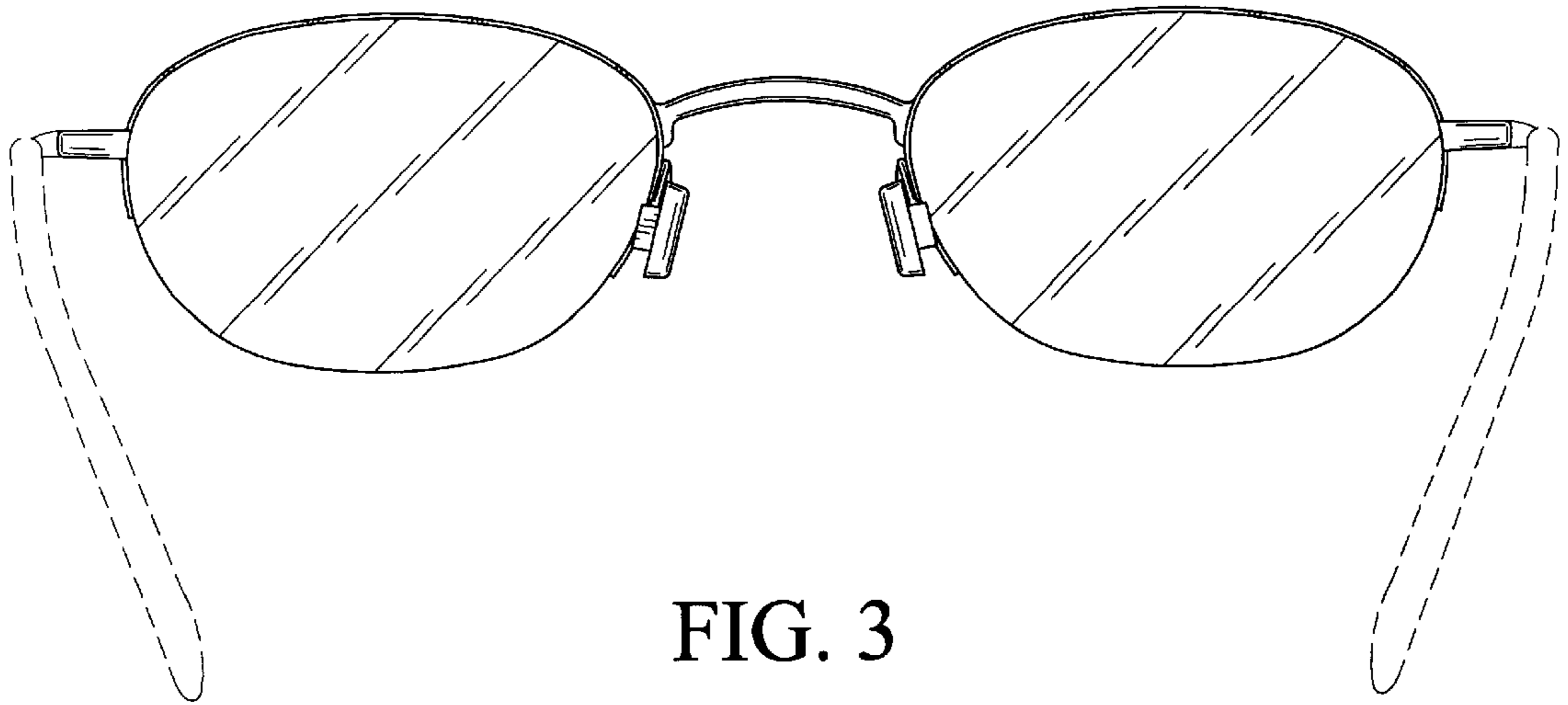


FIG. 3

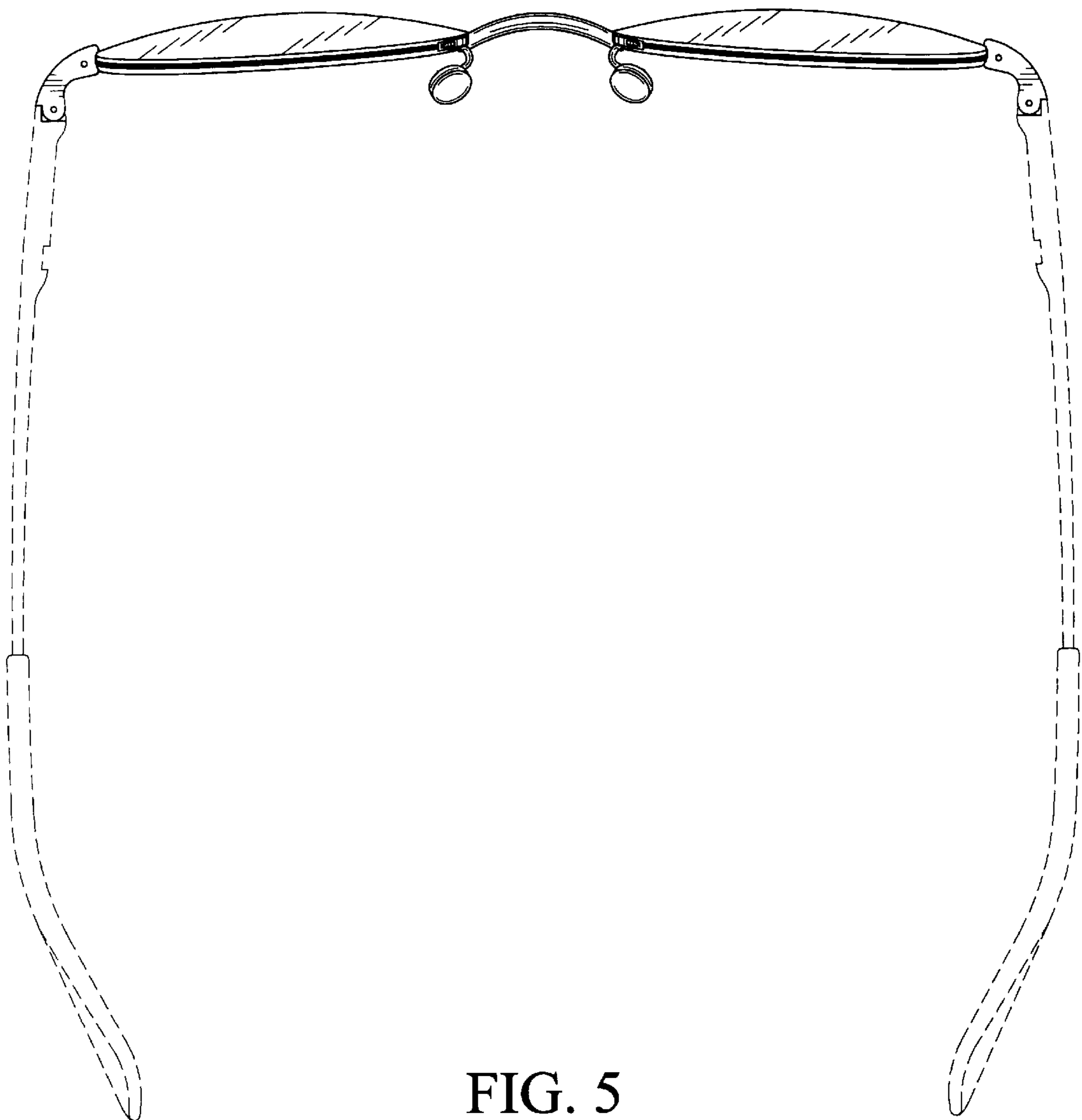


FIG. 5

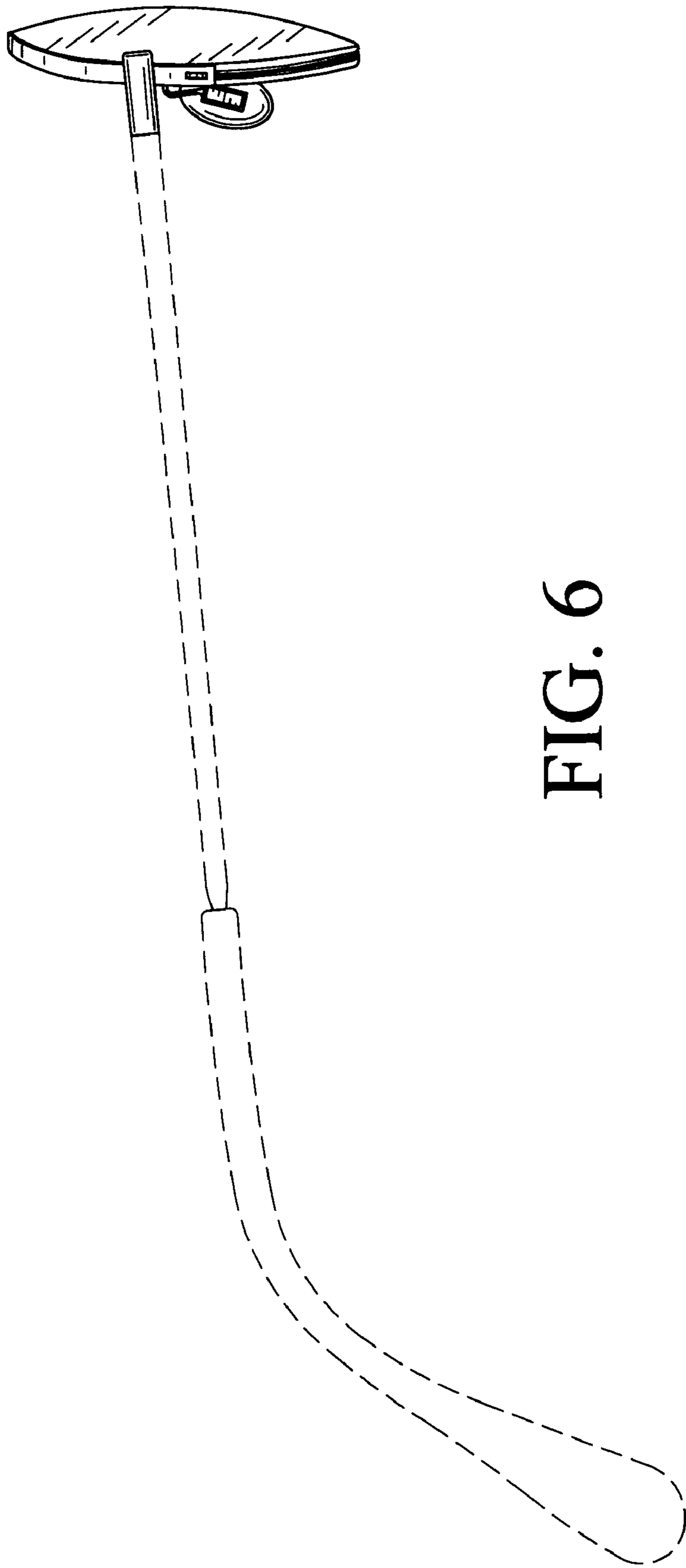


FIG. 6