



US00D426556S

United States Patent [19]

Bradley et al.

[11] Patent Number: Des. 426,556

[45] Date of Patent: ** Jun. 13, 2000

[54] METAL SHREDDER HAMMER

[75] Inventors: Maurice R. Bradley, East Moline, Ill.;
John C. Stelk, Davenport, Iowa

[73] Assignee: Sivyer Steel Corporation, Bettendorf,
Iowa

[**] Term: 14 Years

[21] Appl. No.: 29/080,406

[22] Filed: Dec. 8, 1997

[51] LOC (7) Cl. 15-09

[52] U.S. Cl. D15/123; 241/194

[58] Field of Search D15/123; 241/189.1,
241/194

[56] References Cited

U.S. PATENT DOCUMENTS

1,459,568	6/1923	Blum .	
2,015,581	9/1935	Armour	83/11
3,278,126	10/1966	Ratkowski	241/195
3,627,212	12/1971	Stanton	241/73
3,727,848	4/1973	Francis	241/194
3,844,494	10/1974	Hightower	241/197
3,987,971	10/1976	McClure	241/73
4,000,859	1/1977	Whitney	241/194
4,056,232	11/1977	Linnerz et al.	241/194
4,141,512	2/1979	Francis	241/194
4,202,504	5/1980	Cameron	241/194
4,222,530	9/1980	Whitney	241/194
4,313,575	2/1982	Stepanek	241/194

4,519,551	5/1985	Ceurvorst	241/194
4,558,826	12/1985	Martinek	241/194
4,613,088	9/1986	Hausler et al.	241/197
4,650,129	3/1987	Newell et al.	241/73
4,915,310	4/1990	Stelk	241/197
5,022,593	6/1991	Stelk	241/194
5,072,888	12/1991	Stelk	241/194
5,141,167	8/1992	Stelk	241/194
5,169,077	12/1992	Stelk	241/194
5,205,667	4/1993	Montgomery, Sr.	403/151
5,598,981	2/1997	Hellmich	241/189.1

FOREIGN PATENT DOCUMENTS

2131722A 6/1984 United Kingdom .

Primary Examiner—Philip S. Hyder
Attorney, Agent, or Firm—Foley & Lardner

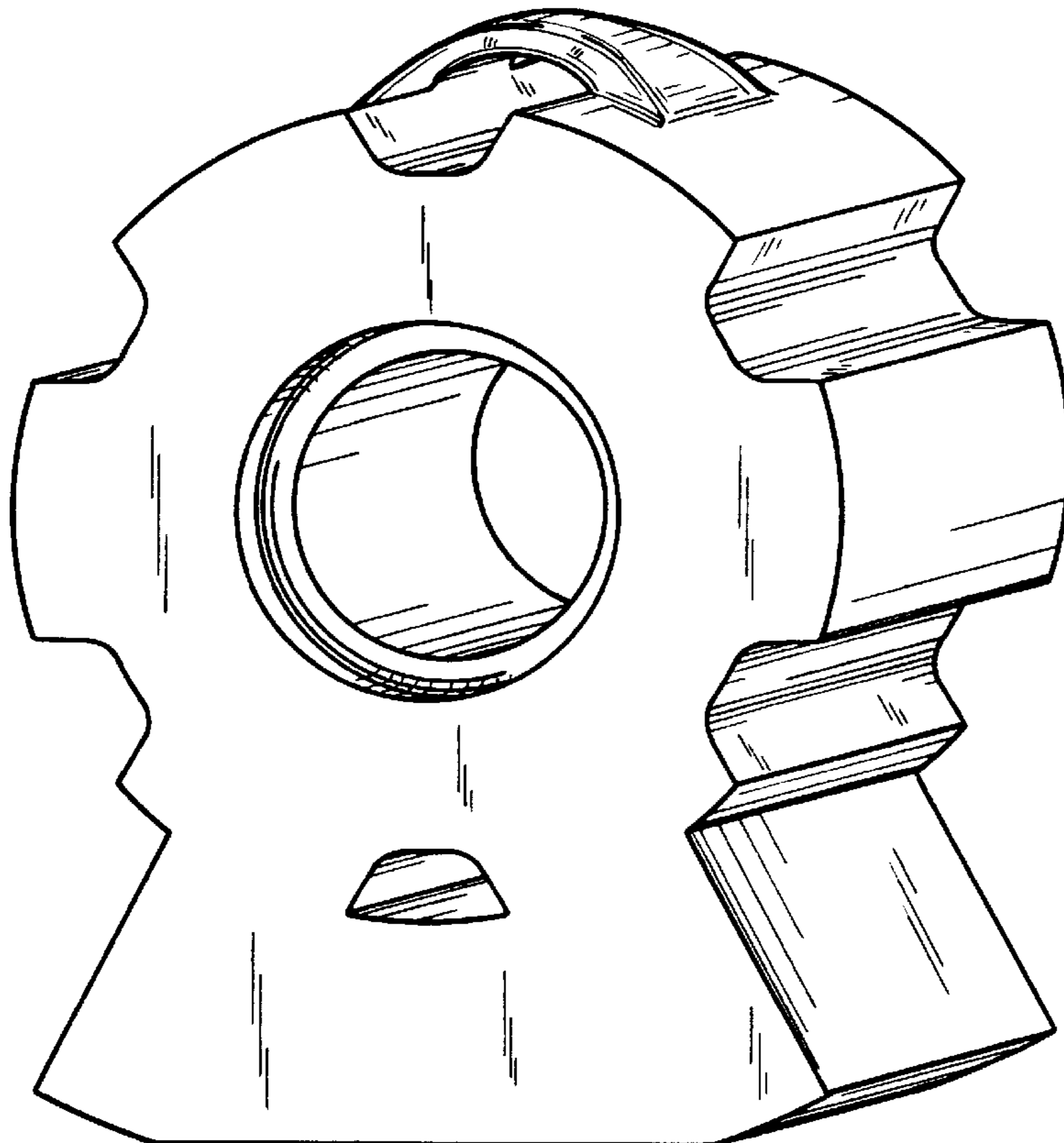
[57] CLAIM

The ornamental design for a metal shredder hammer, as shown and described.

DESCRIPTION

FIG. 1 is a perspective view of a metal shredder hammer showing our new design;
FIG. 2 is a front elevational view thereof; the back being a mirror image thereof;
FIG. 3 is a right side elevational view thereof; the left side being a mirror image thereof;
FIG. 4 is a top plan view thereof; and,
FIG. 5 is a bottom plan view thereof.

1 Claim, 2 Drawing Sheets



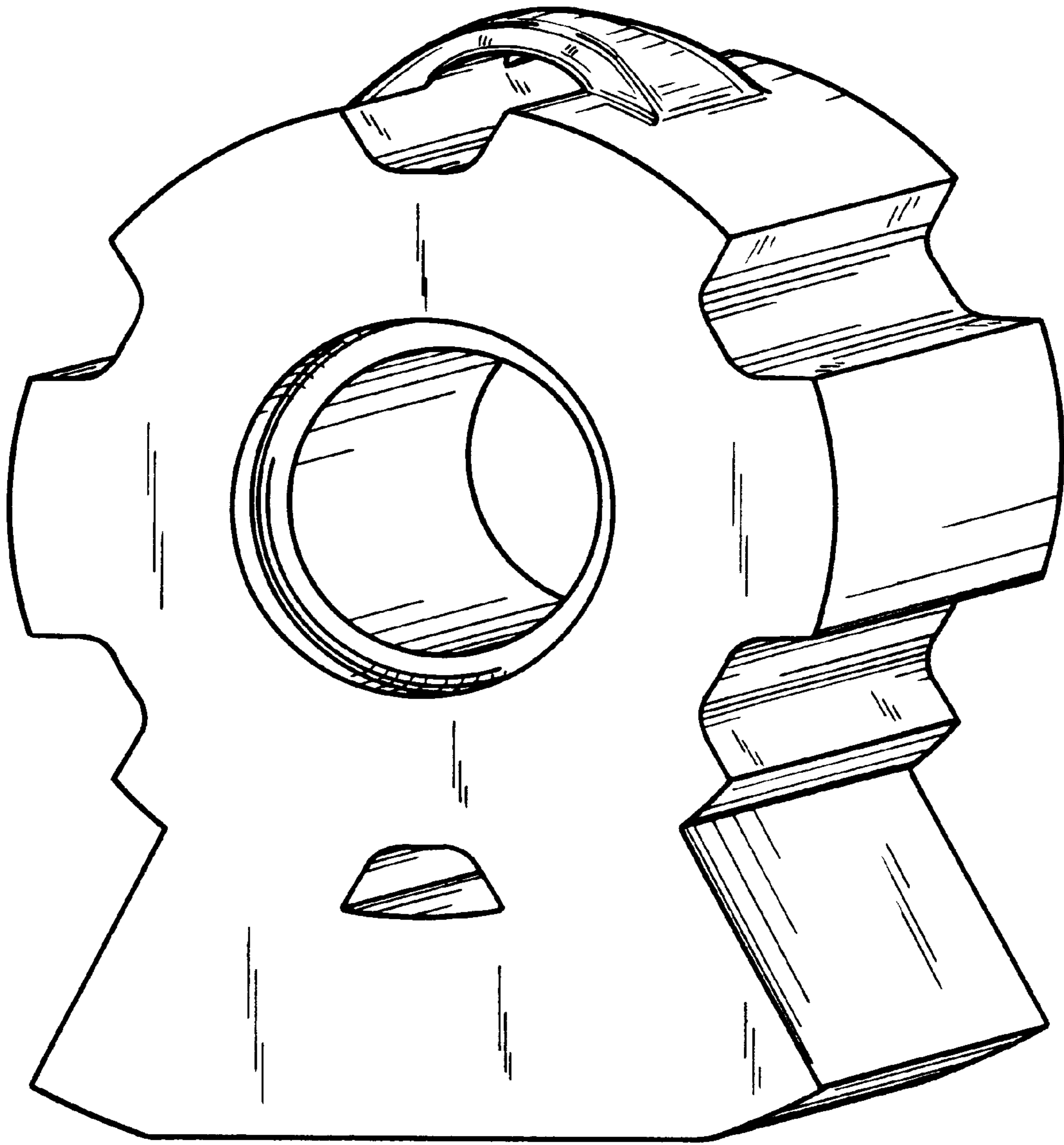


FIG. 1

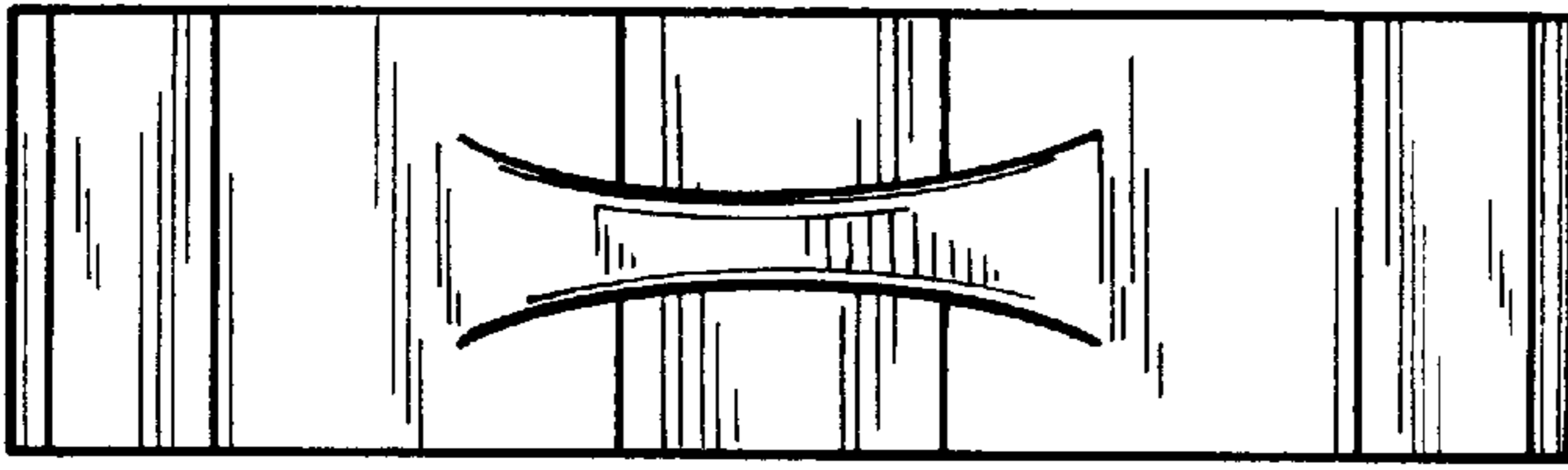


FIG. 4

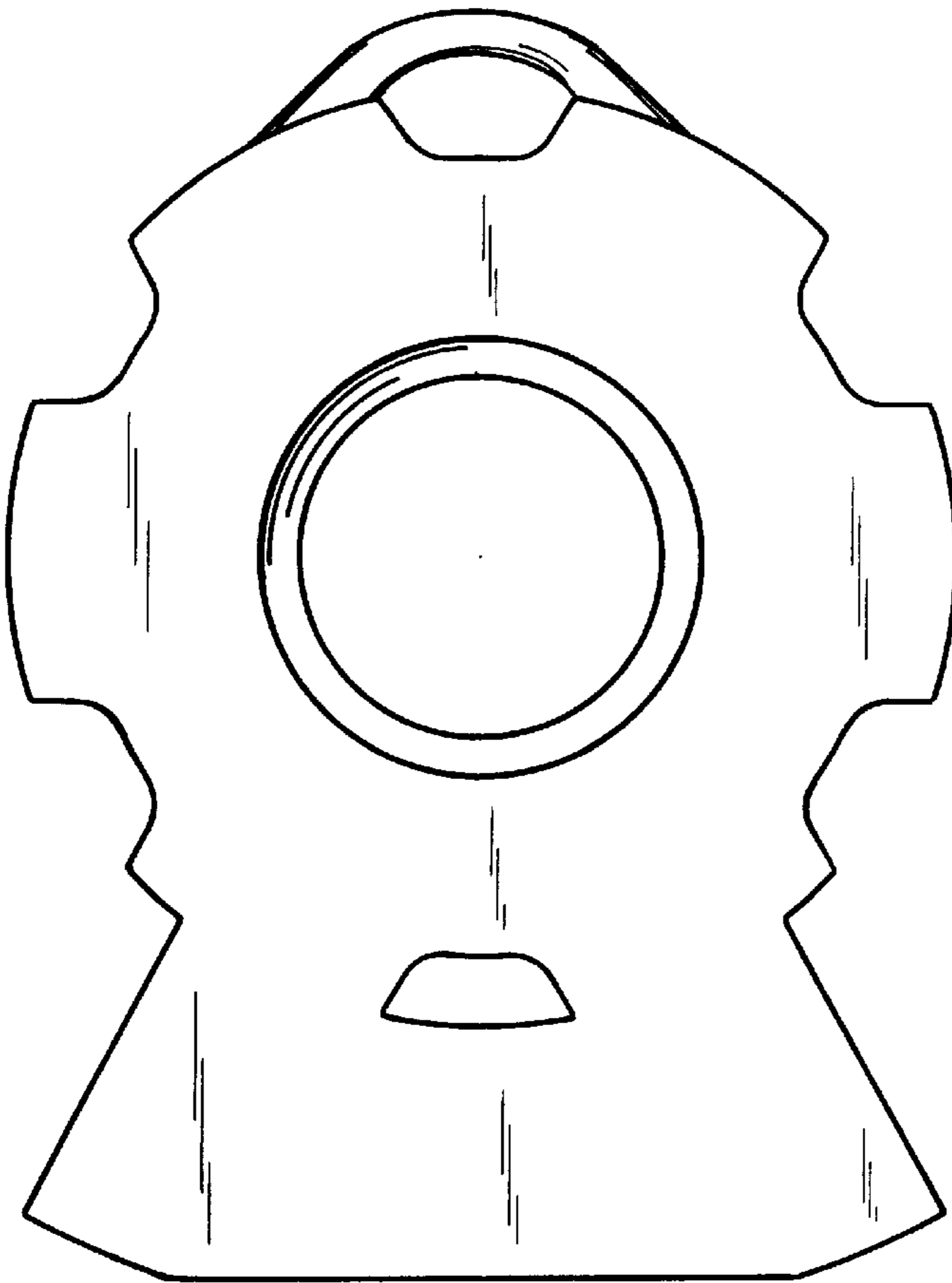


FIG. 2




FIG. 3




FIG. 5