



US00D426552S

United States Patent [19]

[11] **Patent Number: Des. 426,552**

Jean et al.

[45] **Date of Patent: ** Jun. 13, 2000**

[54] **COMPUTER FRONT BEZEL**

D. 413,321	8/1999	Su	D14/441
D. 413,878	9/1999	Jean et al.	D14/441
D. 415,141	1/1998	Jean et al.	D14/441

[75] Inventors: **Paul Jean; Kaven Kan**, both of
Tau-Yuan; **Ying Sheng Yeh**, Taipei, all
of Taiwan

Primary Examiner—Freda Nunn
Attorney, Agent, or Firm—Wei Te Chung

[73] Assignee: **Hon Hai Precision Ind. Co., Ltd.**,
Taipei Hsien, Taiwan

[57] **CLAIM**

[**] Term: **14 Years**

The ornamental design for a computer front bezel, as shown
and described.

[21] Appl. No.: **29/113,150**

DESCRIPTION

[22] Filed: **Oct. 29, 1999**

[30] **Foreign Application Priority Data**

Jul. 14, 1999 [TW] Taiwan 88304608

FIG. 1 is a perspective view of a computer front bezel
showing our new design;
FIG. 2 is a front elevational view thereof;
FIG. 3 is a rear elevational view thereof;
FIG. 4 is a left side elevational view thereof;
FIG. 5 is a right side elevational view thereof;
FIG. 6 is a top plan view thereof;
FIG. 7 is a bottom plan view thereof; and,
FIG. 8 is a perspective view thereof wherein a computer is
shown attached and in broken lines for illustrative purposes
only and forms no part of the claimed design.

[51] **LOC (7) Cl.** **14-02**

[52] **U.S. Cl.** **D14/441**


[58] **Field of Search** D14/441-443,
D14/446; D13/162, 164, 177, 184, 199;
312/223.2

[56] **References Cited**

U.S. PATENT DOCUMENTS

D. 389,475 1/1998 Autry et al. D14/441

1 Claim, 6 Drawing Sheets






FIG. 1

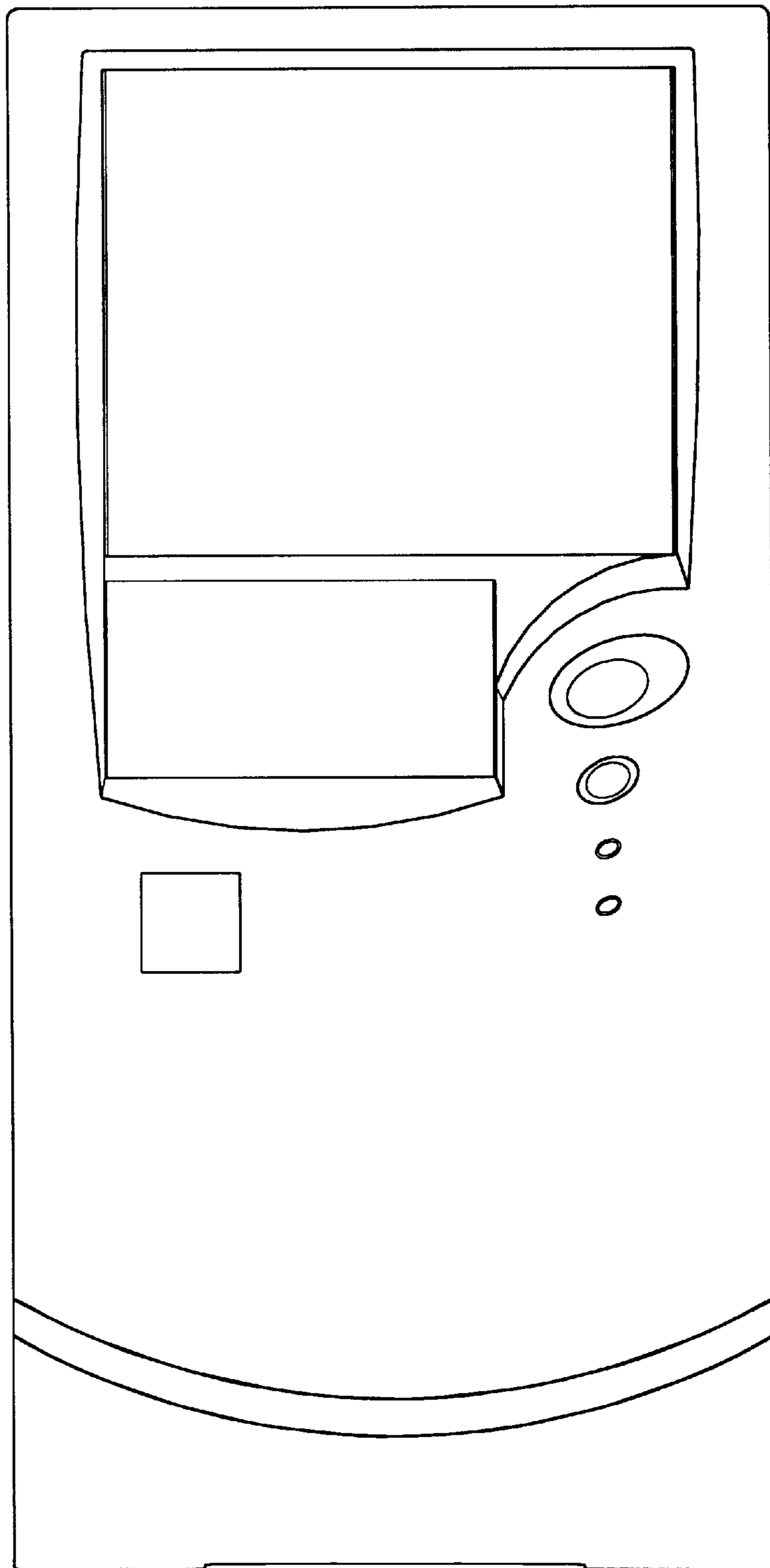


FIG. 2

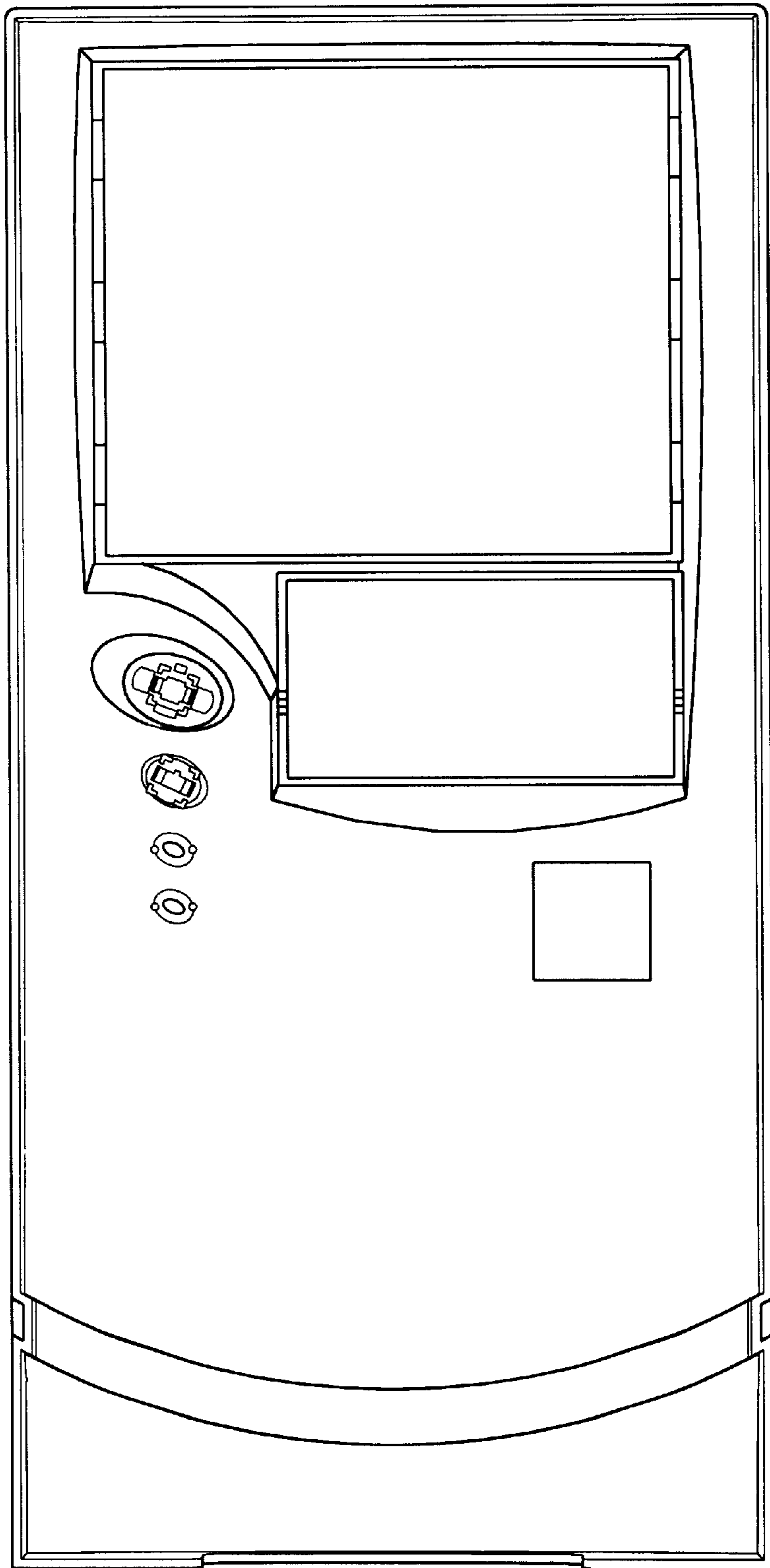


FIG. 3

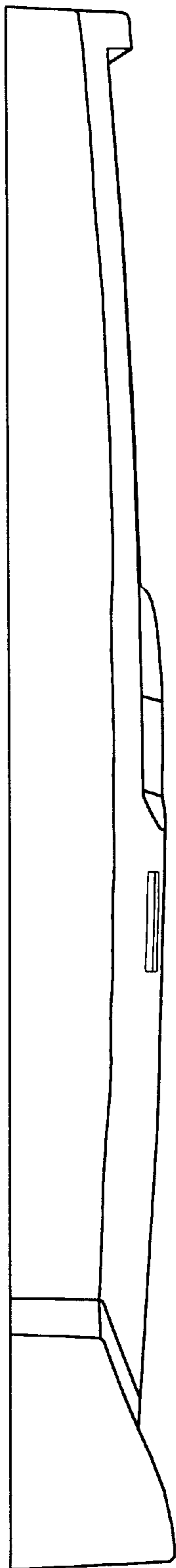


FIG. 4

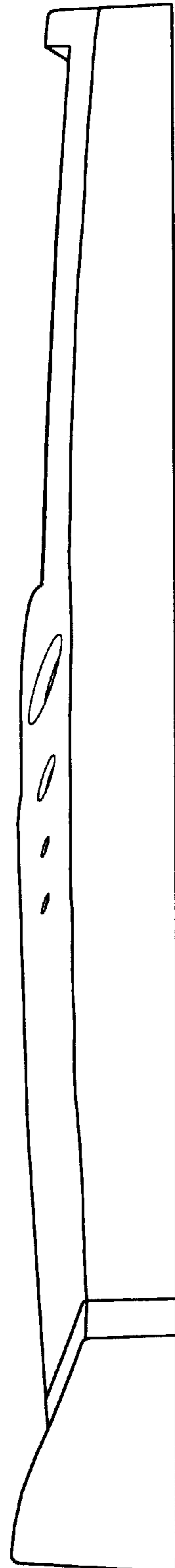


FIG. 5

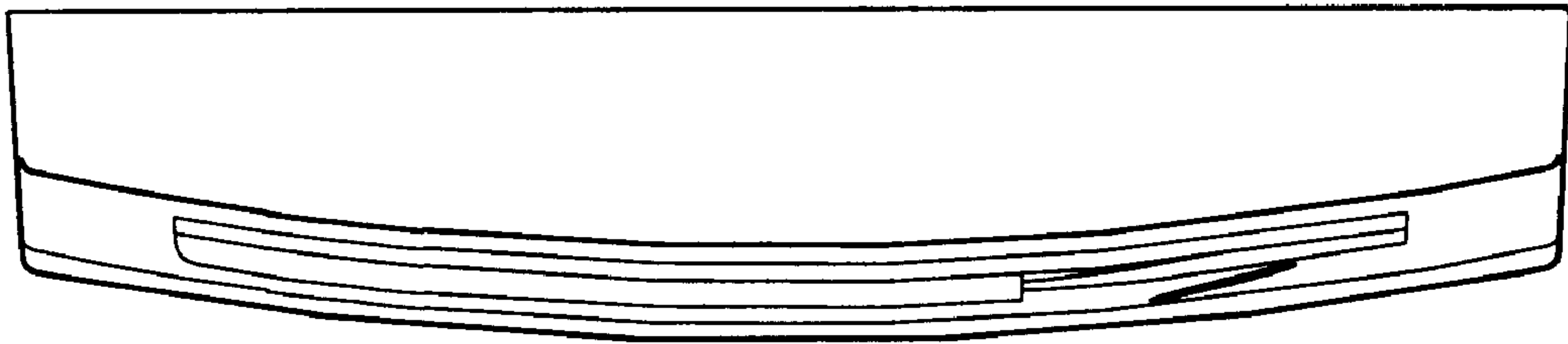


FIG. 6




FIG. 7




FIG. 8