



US00D426539S

United States Patent [19] Horikoshi

[11] Patent Number: **Des. 426,539**

[45] Date of Patent: **** Jun. 13, 2000**

[54] **AUDIO SPEAKER**

3,509,290 4/1970 Mochida et al. D14/214 X
4,284,167 8/1981 Kozlow et al. 181/170

[75] Inventor: **Tatsuo Horikoshi**, Sayama, Japan

OTHER PUBLICATIONS

Stereo Review, p. 71, Soaker, Jun. 1987.

[73] Assignee: **Nakamichi Corporation**, Tokyo, Japan

Primary Examiner—Nanda Bondade
Attorney, Agent, or Firm—Moonray Kojima

[**] Term: **14 Years**

[21] Appl. No.: **29/112,197**

[57] CLAIM

[22] Filed: **Oct. 12, 1999**

The ornamental design for an audio speaker, as shown and described.

[30] Foreign Application Priority Data

Jul. 5, 1999 [JP] Japan 11-17832

DESCRIPTION

[51] **LOC (7) Cl.** **14-01**

FIG. 1 is a top view of an audio speaker, showing my new design.

[52] **U.S. Cl.** **D14/214**

FIG. 2 is a left side view thereof.

[58] **Field of Search** D14/204, 207,
D14/209-216; D6/300, 310-312; 181/144-148,
150, 157, 198-199, 170, 173; 381/300-302,
307, 332-336, 359-364

FIG. 3 is a front view thereof.

FIG. 4 is a right side view thereof.

FIG. 5 is a rear view thereof.

FIG. 6 is a bottom view thereof; and,

FIG. 7 is the right side view in a slanted position.

The remaining views of the audio speaker in slanted position not shown in the drawings or described in the specification form(s) no part of the claimed design.

[56] References Cited

U.S. PATENT DOCUMENTS

D. 295,860 5/1988 Vandorssen D14/214
D. 319,242 8/1991 Furuno D14/214 X
D. 350,441 9/1994 Grauert D6/300

1 Claim, 4 Drawing Sheets

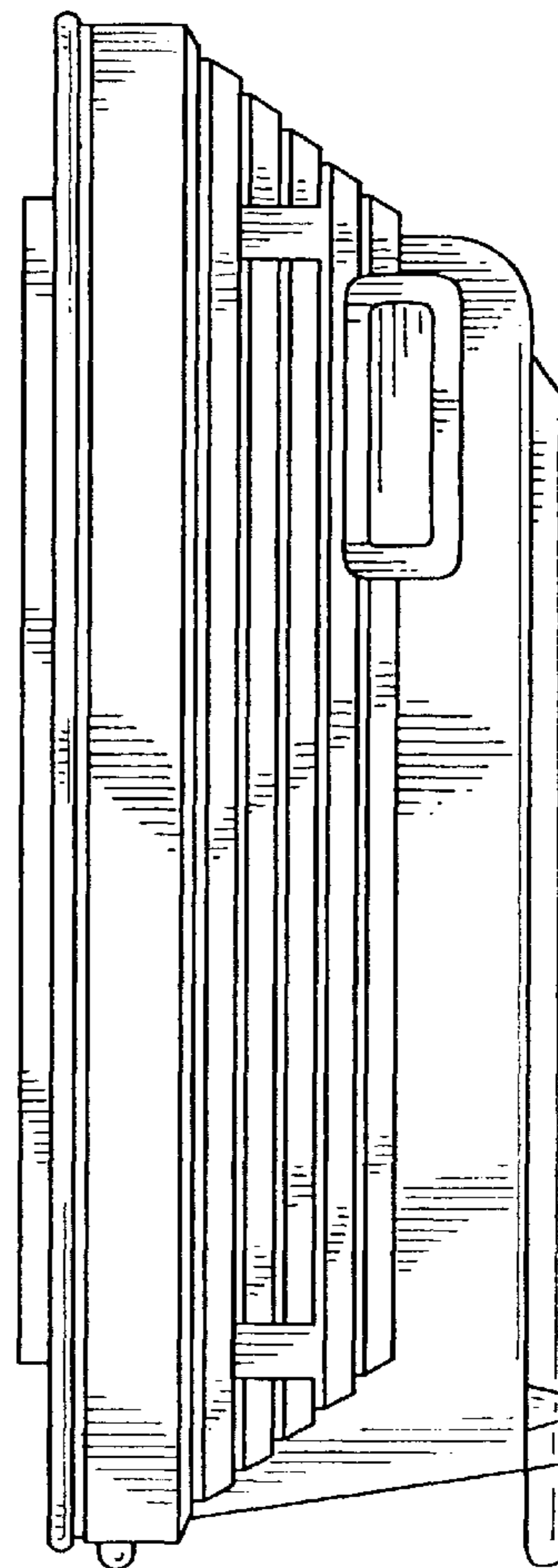



FIG.1




FIG.2

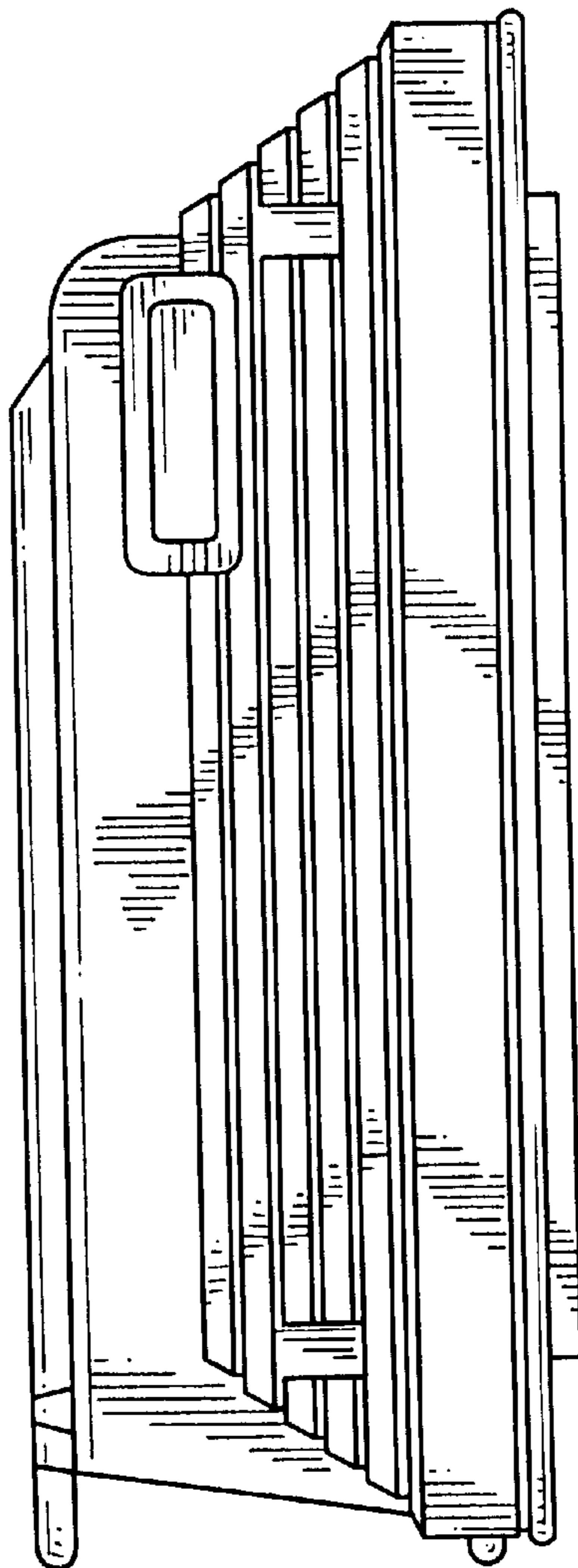


FIG.4

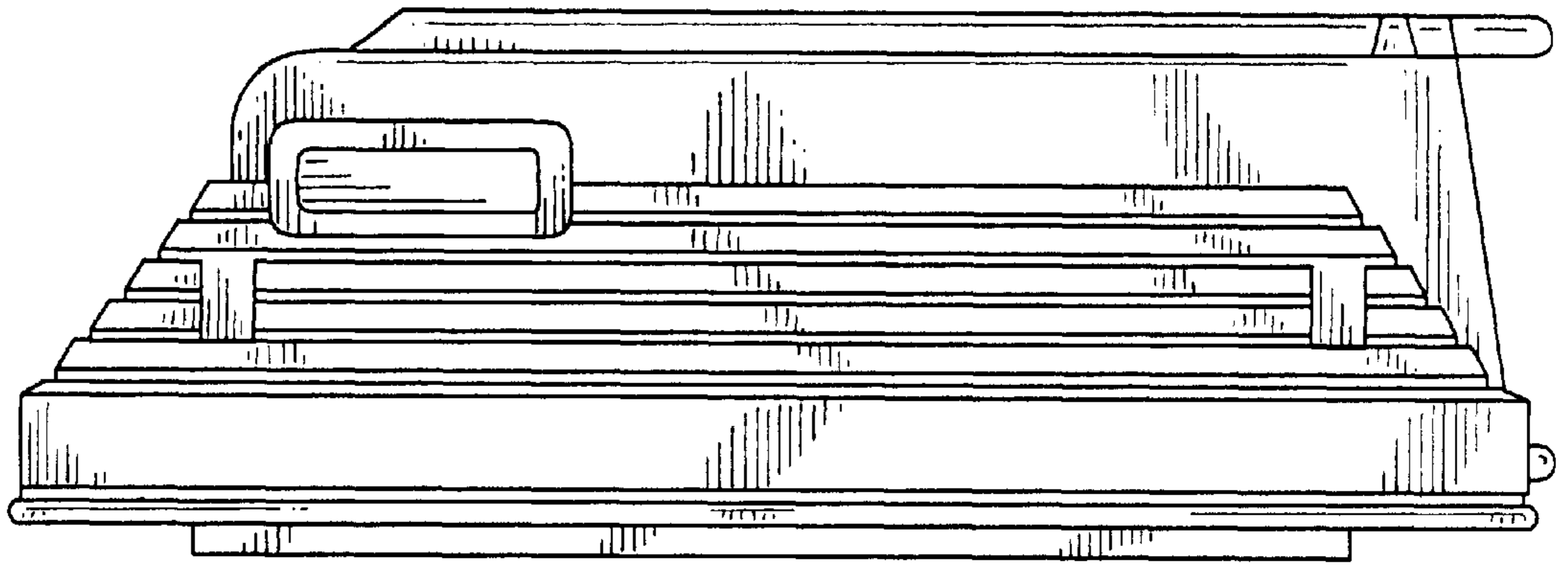


FIG.3

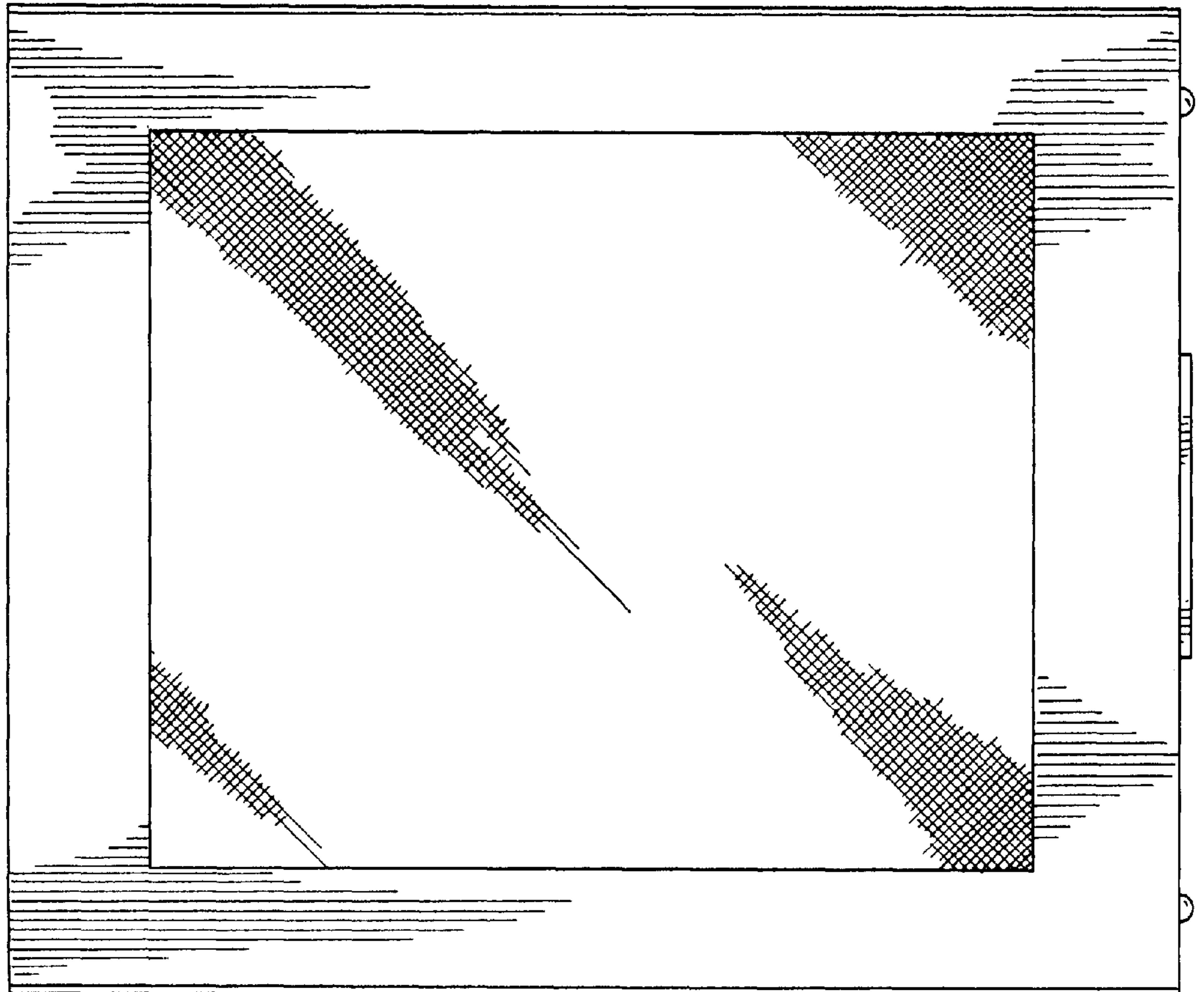


FIG.5




FIG.6

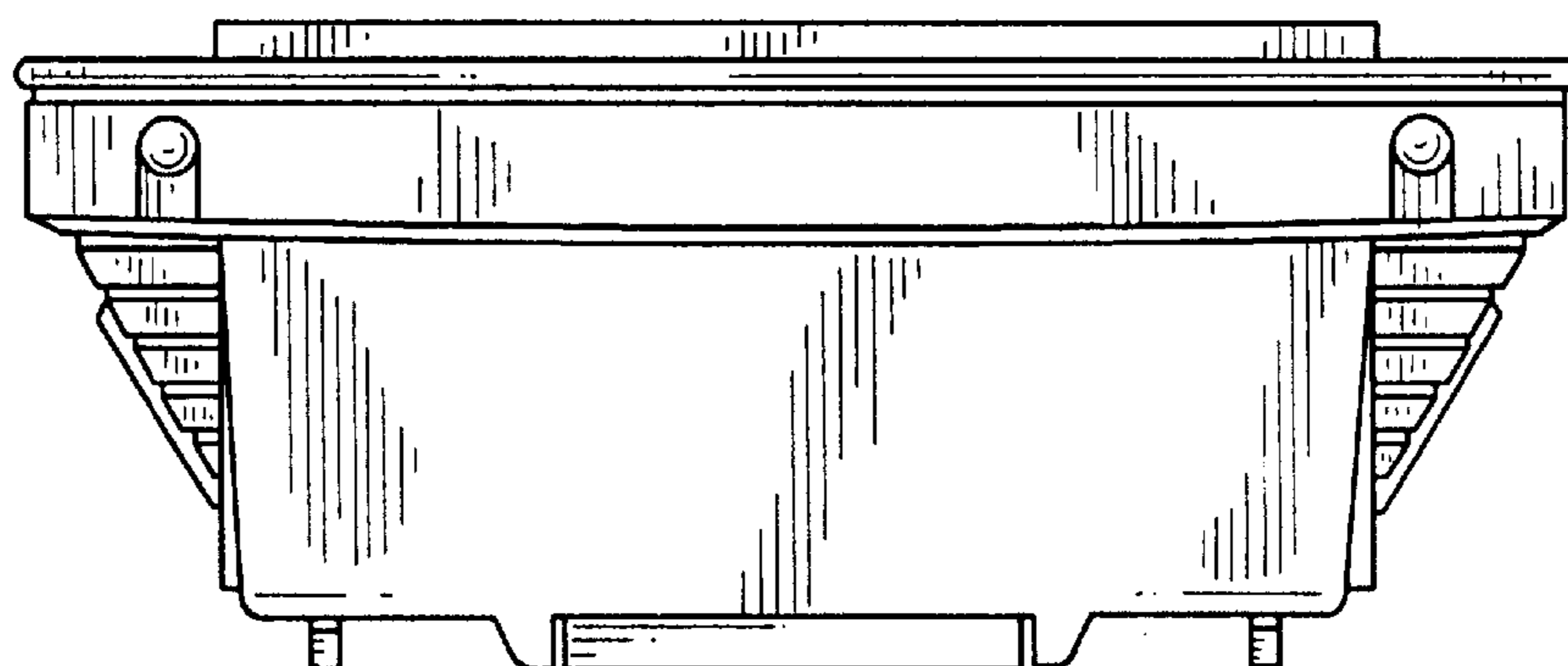


FIG.7

