



US00D426489S

United States Patent [19]

Winderl

[11] Patent Number: **Des. 426,489**

[45] Date of Patent: **** Jun. 13, 2000**

[54] **BARBED WIRE WREATH**

[75] Inventor: **Monika Winderl**, HC40 Box 214,
Shonkin, Mont. 59450

[73] Assignee: **Monika Winderl**, Shonkin, Mont.

[**] Term: **14 Years**

[21] Appl. No.: **29/100,423**

[22] Filed: **Feb. 9, 1999**

[51] **LOC (7) Cl.** **11-05**

[52] **U.S. Cl.** **D11/120**

[58] **Field of Search** D11/120; 428/10;
256/6-9; 140/59

237,130	2/1881	Root	140/59
254,923	3/1882	Clark	140/59
D. 282,649	2/1986	Crinklaw	D11/120
D. 314,529	2/1991	Willard	D11/120
D. 356,752	3/1995	Ritter	D11/120
494,326	3/1893	Curtis	256/6
1,142,126	6/1915	Strutevant	256/6
2,310,668	2/1943	Nelson	256/6
2,740,218	4/1956	Miller	428/10
2,973,185	2/1961	Brixner	256/6
3,640,507	2/1972	Volbach et al.	256/6

Primary Examiner—Dominic Simone

[57] CLAIM

The design for the barbed wire wreath, as shown and described.

DESCRIPTION

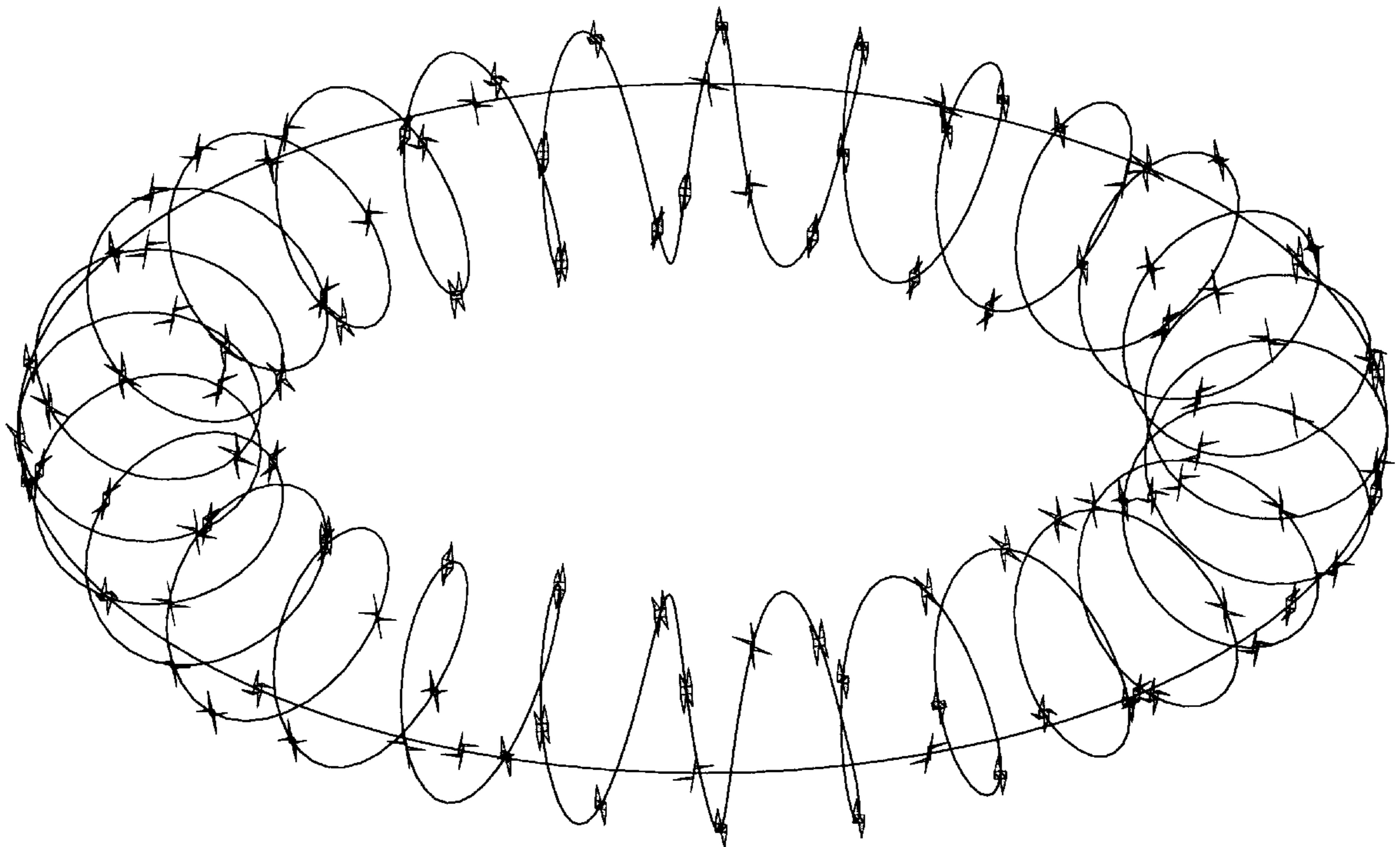
FIG. 1 is a perspective view of a barbed wire wreath, showing my new design;
FIG. 2 is a front and back view thereof; and,
FIG. 3 is a side elevational view thereof, all sides being identical.

1 Claim, 3 Drawing Sheets

[56] References Cited

U.S. PATENT DOCUMENTS

D. 76,481	10/1928	Hoeflich	D11/120
D. 81,751	8/1930	Klotz	D11/120
D. 155,832	11/1949	Muhlenbrook et al.	D11/120
D. 176,830	1/1956	Solomon	D11/120 X
D. 206,591	1/1967	Di Rico	D11/120



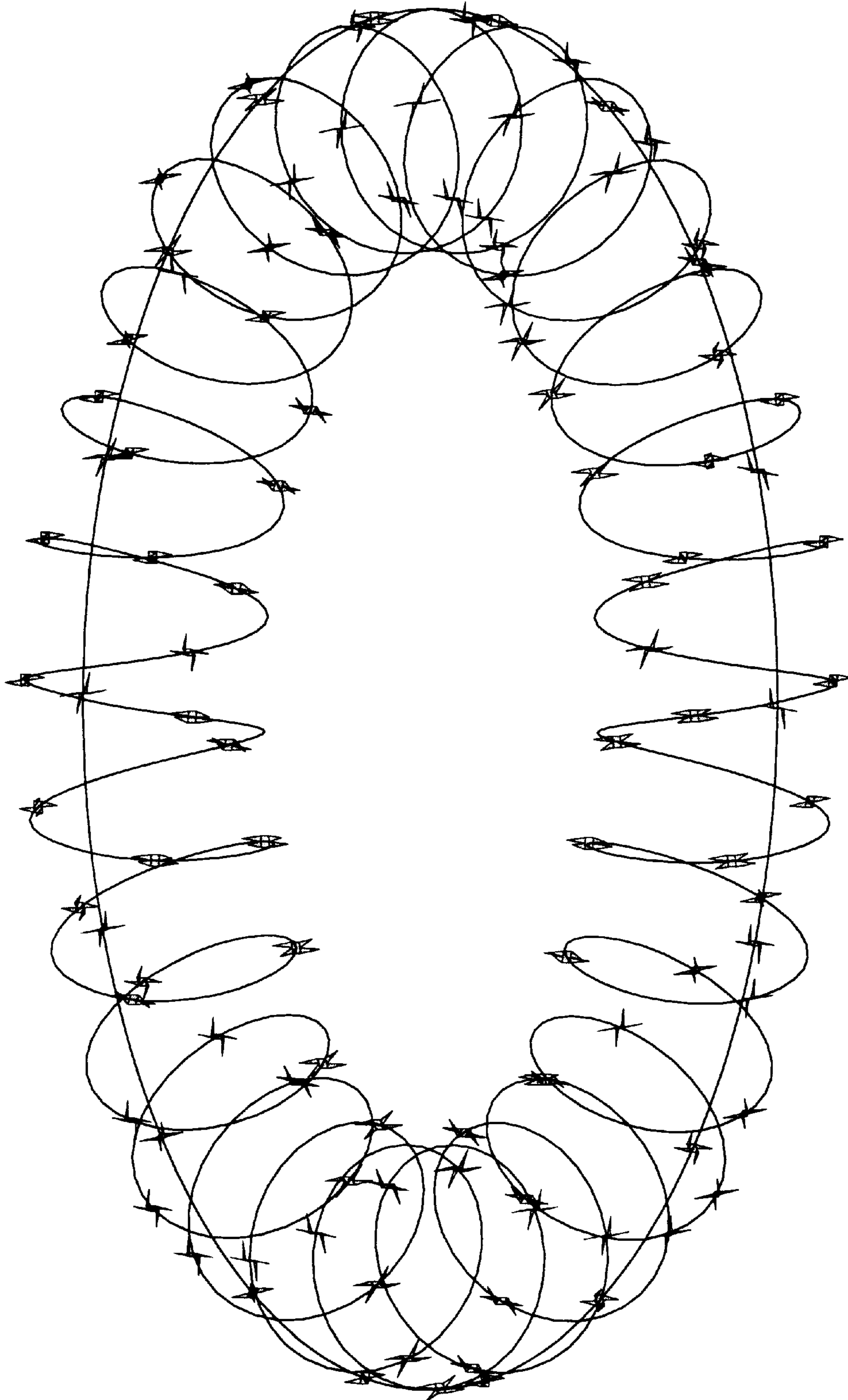


FIGURE 1

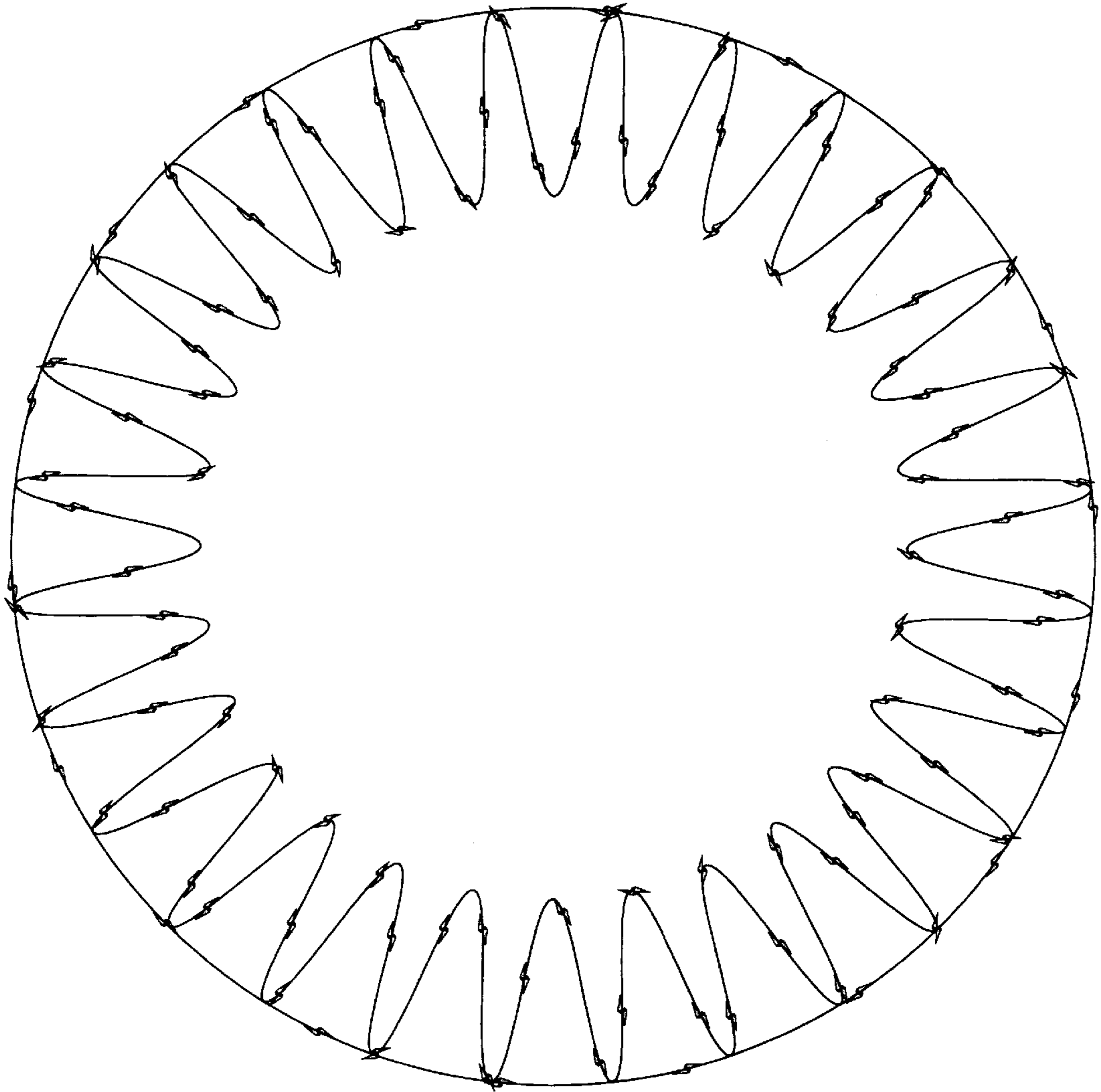


FIGURE 2

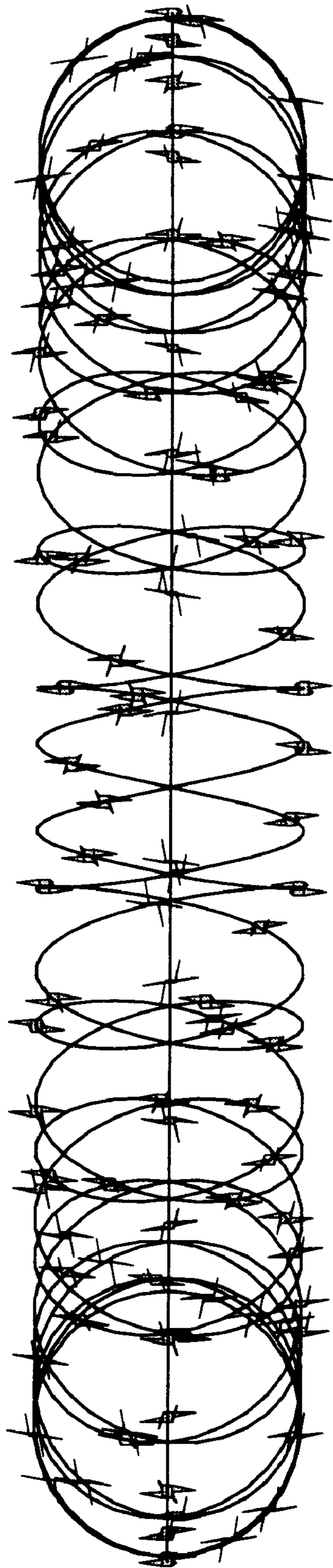


FIGURE 3