



US00D426472S

**United States Patent** [19]  
**Oshita**

[11] **Patent Number: Des. 426,472**

[45] **Date of Patent: \*\* Jun. 13, 2000**

[54] **WATCH CASE**

D. 402,900 12/1998 Hanagata et al. .... D10/30  
D. 407,025 3/1999 Hanagata ..... D10/30  
D. 413,527 9/1999 Hanagata ..... D10/30

[75] Inventor: **Shinichiro Oshita**, Kunitachi, Japan

[73] Assignee: **Casio Keisanki Kabushiki Kaisha**,  
Tokyo, Japan

*Primary Examiner*—Nelson C. Holtje  
*Attorney, Agent, or Firm*—Frishauf, Holtz, Goodman,  
Langer & Chick, P.C.

[\*\*] Term: **14 Years**

[57] **CLAIM**

[21] Appl. No.: **29/115,067**

The ornamental design for watch case, as shown.

[22] Filed: **Dec. 7, 1999**

**DESCRIPTION**

[51] **LOC (7) Cl.** ..... **10-02**

FIG. 1 is a front elevational view of watch case showing my new design;

[52] **U.S. Cl.** ..... **D10/30; D10/38**

FIG. 2 is a right side elevational view thereof;

[58] **Field of Search** ..... D10/1-40, 122-132;  
368/280-282, 276-277, 28-30, 285, 239-242,  
82-84, 41-44

FIG. 3 is a left side elevational view thereof;

FIG. 4 is a top plan view thereof;

FIG. 5 is a bottom plan view thereof;

FIG. 6 is a rear elevational view thereof; and,


FIG. 7 is a perspective view thereof.

[56] **References Cited**

**U.S. PATENT DOCUMENTS**

D. 378,198 2/1997 Tomita et al. .... D10/38  
D. 401,160 11/1998 Akagi ..... D10/30

**1 Claim, 3 Drawing Sheets**



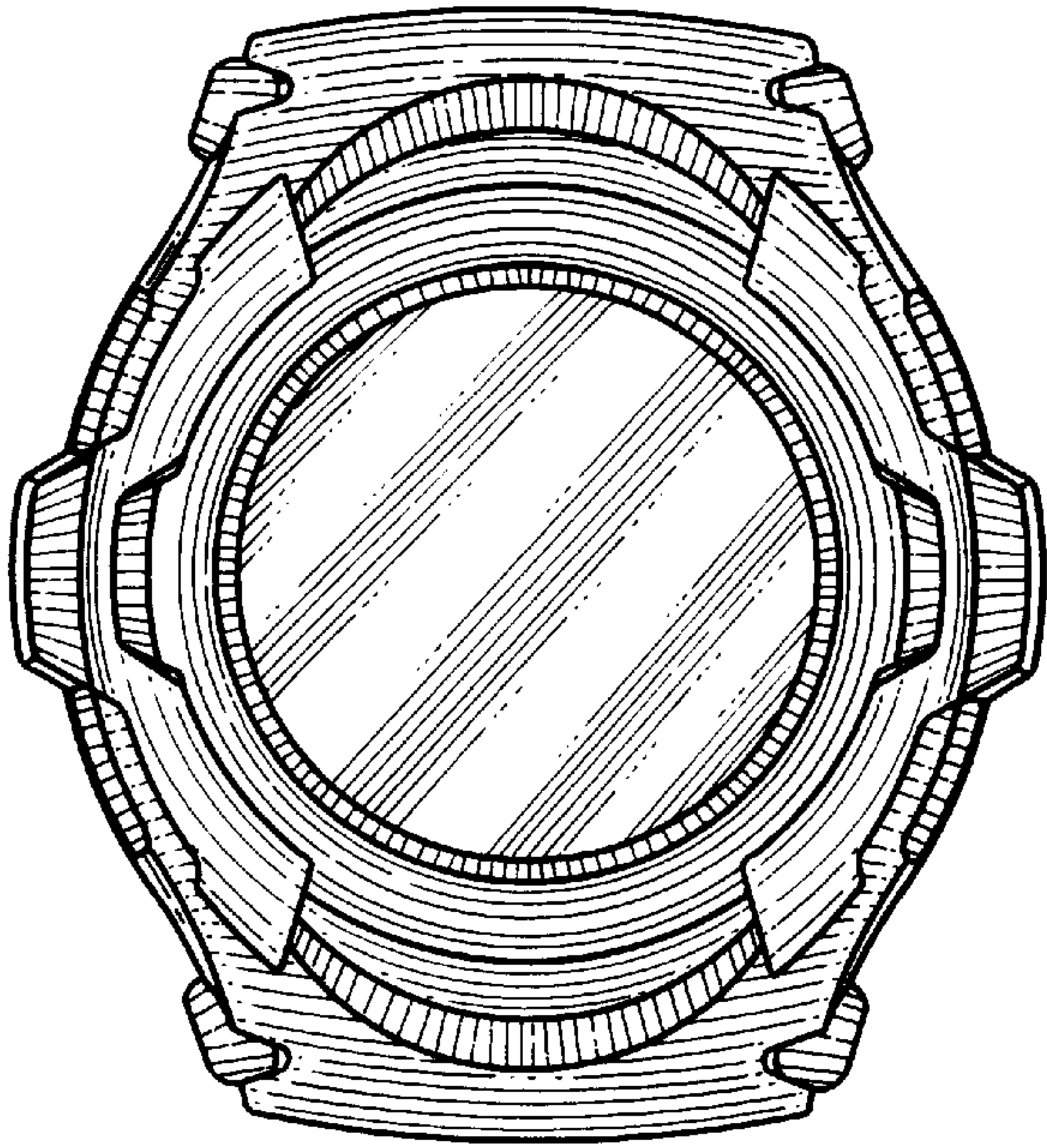


FIG. 1

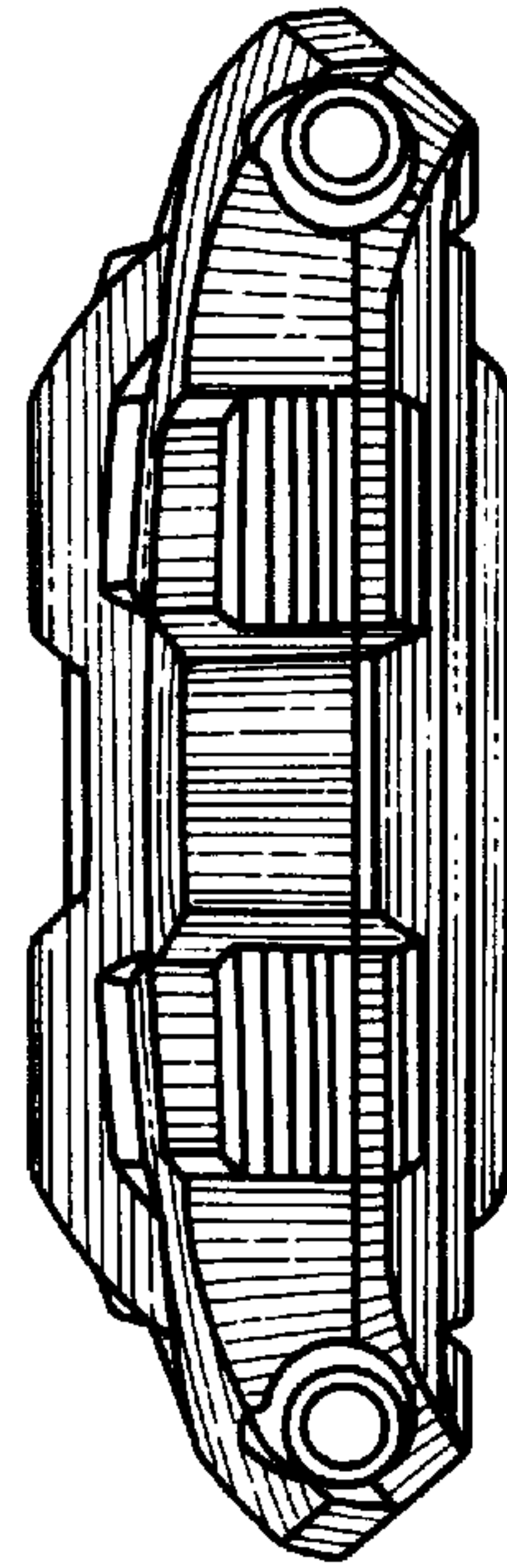


FIG. 2

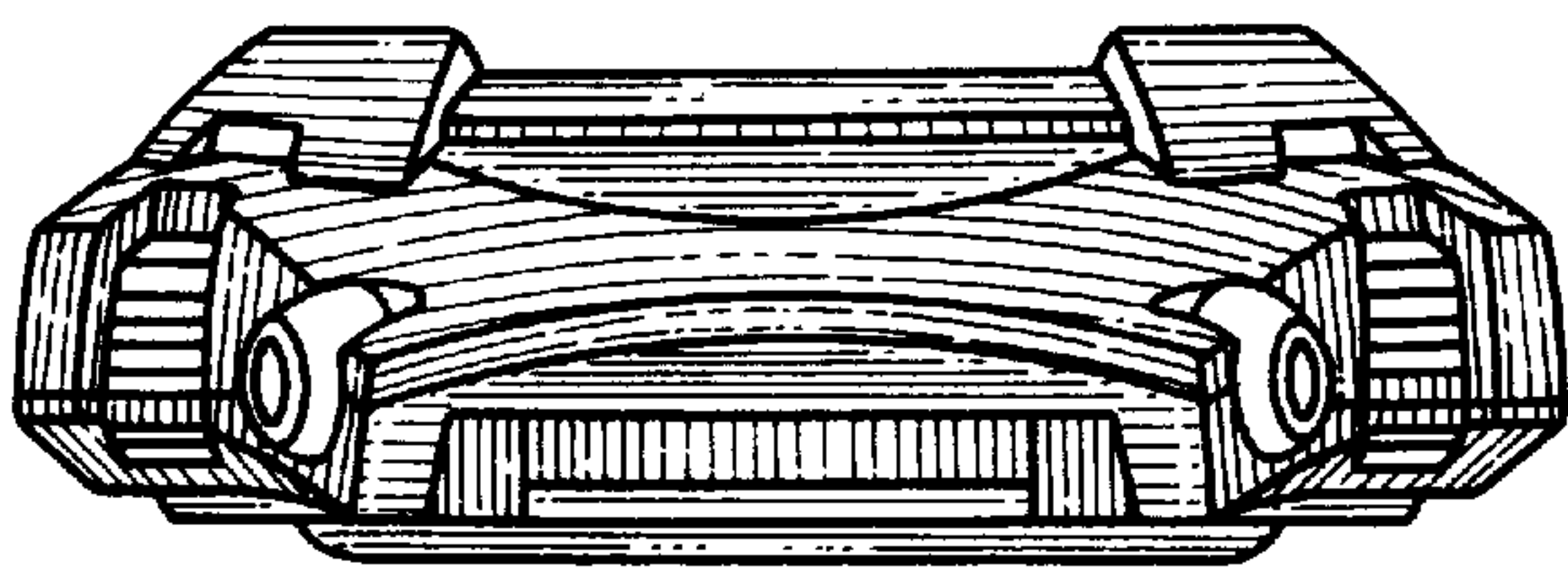


FIG. 5



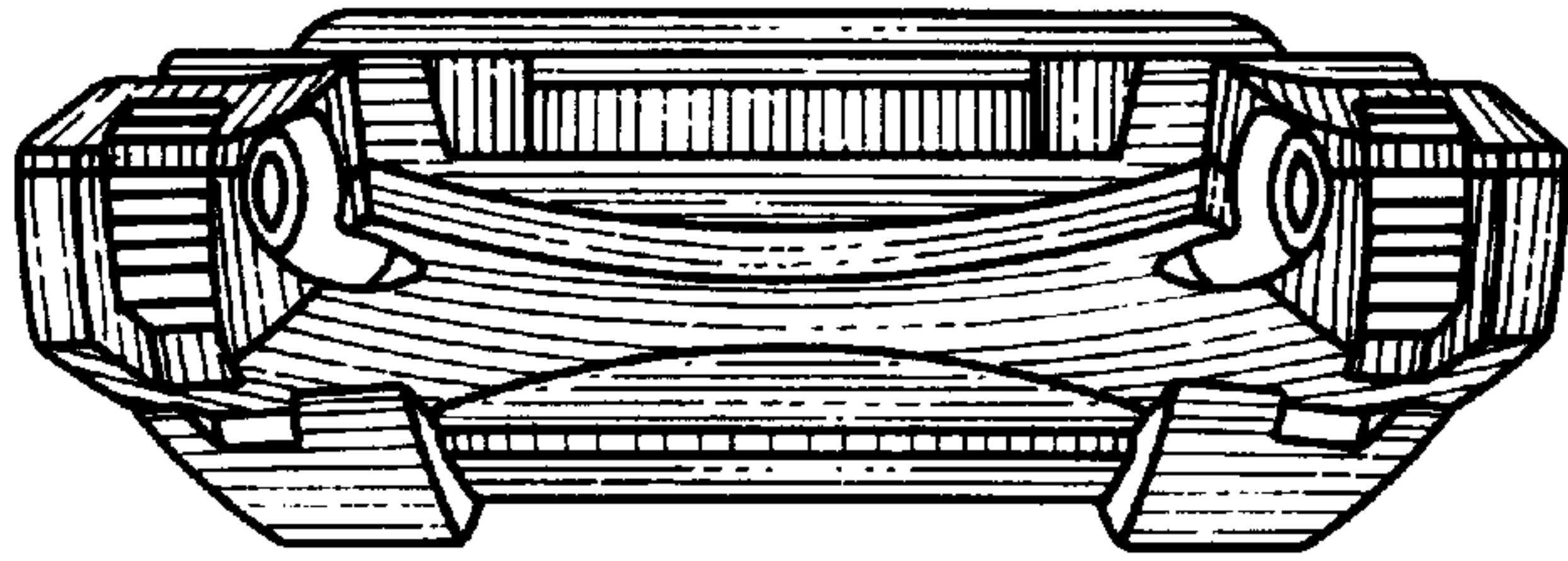


FIG. 4

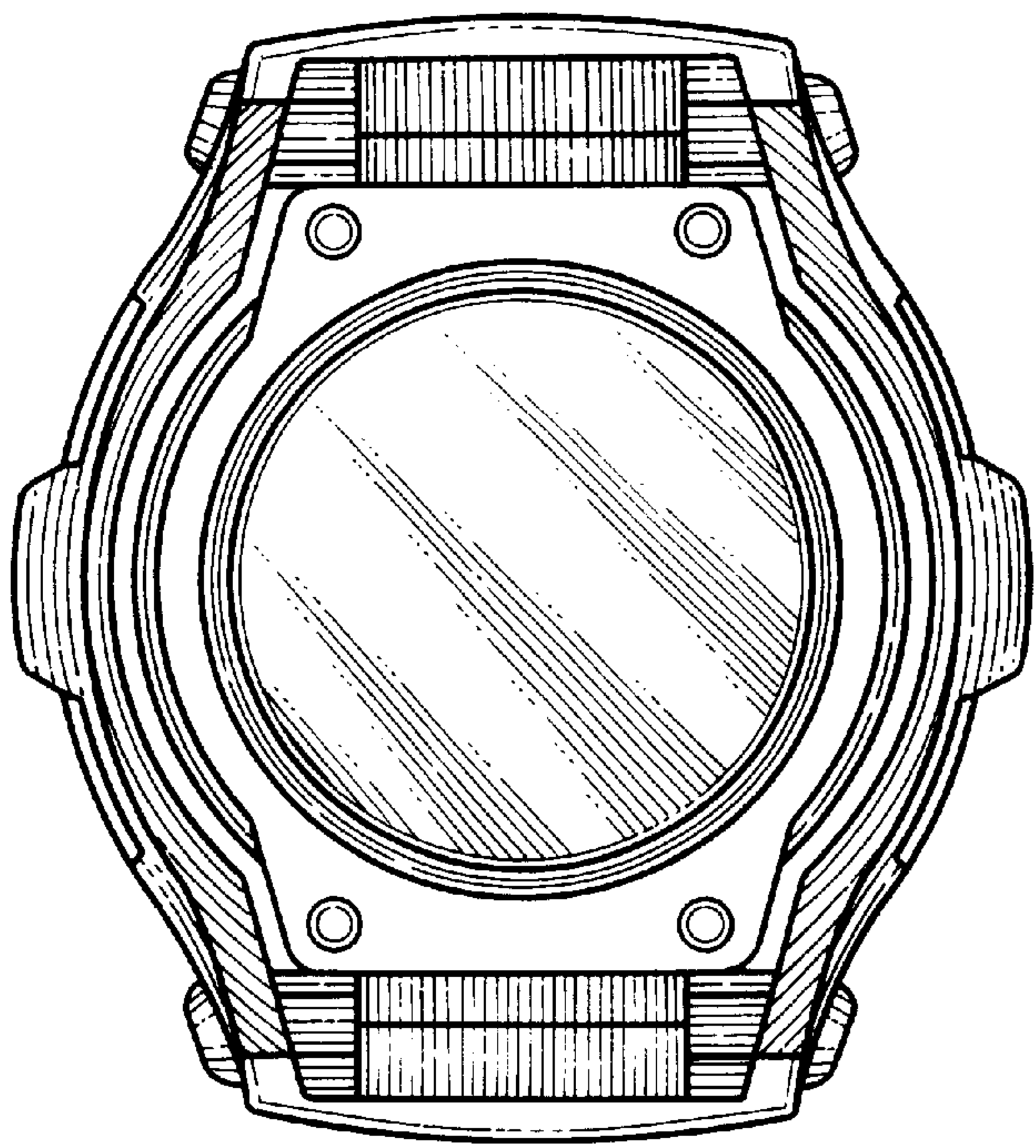


FIG. 6




FIG. 3

FIG. 7

