



US00D426470S

**United States Patent** [19]  
**Chodat**

[11] **Patent Number: Des. 426,470**  
[45] **Date of Patent: \*\* Jun. 13, 2000**

[54] **WATCH CASING**

[75] Inventor: **Jean-Pierre Chodat**, Auvernier,  
Switzerland

[73] Assignee: **Ebel S.A.**, La Chaux-de-Fonds,  
Switzerland

[\*\*] Term: **14 Years**

[21] Appl. No.: **29/095,004**

[22] Filed: **Oct. 14, 1998**

[30] **Foreign Application Priority Data**

Apr. 22, 1998 [XH] Hague Agreement ..... DMA/004077

[51] **LOC (7) Cl.** ..... **10-02**

[52] **U.S. Cl.** ..... **D10/30; D10/39**

[58] **Field of Search** ..... D10/1-40, 122-132;  
368/280-282, 276-277, 285

[56] **References Cited**

**U.S. PATENT DOCUMENTS**

D. 111,864 10/1938 Stegeman ..... D10/30

D. 364,818 12/1995 Chodat ..... D10/30  
D. 402,211 12/1998 Miyake et al. .... D10/39  
D. 403,248 12/1998 Magninat ..... D10/30

**OTHER PUBLICATIONS**

Jan. 1998 Ebel Catalog, p. 7.

*Primary Examiner*—Nelson C. Holtje  
*Attorney, Agent, or Firm*—Strock & Stroock & Lavan LLP


[57] **CLAIM**


The ornamental design for a watch casing, as shown.

**DESCRIPTION**


FIG. 1 is a top plan view of a watch design in accordance with the invention;  
FIG. 2 is a right-side elevational view of the watch;  
FIG. 3 is a left-side elevational view of the watch;  
FIG. 4 is a front elevational view of the watch;  
FIG. 5 is a rear elevational view of the watch; and,  
FIG. 6 is a bottom plan view of the watch.

**1 Claim, 6 Drawing Sheets**







*FIG. 1*




*FIG. 2*




*FIG. 3*



*FIG. 4*



*FIG. 5*



*FIG. 6*