



US00D426468S

# United States Patent [19]

[11] Patent Number: Des. 426,468

Harrity et al.

[45] Date of Patent: \*\* Jun. 13, 2000

[54] BOTTLE

[75] Inventors: **Kevin Harrity**, Middlesex, N.J.; **John C. Crawford**, Mahopac, N.Y.; **Peter Stagl**, Morris Plains, N.J.

[73] Assignee: **Colgate-Palmolive Company**, New York, N.Y.

[\*\*] Term: **14 Years**

[21] Appl. No.: **29/115,681**

[22] Filed: **Dec. 17, 1999**

D. 263,448	3/1982	Turcotte .....	D9/528
D. 268,902	5/1983	Douglas .	
D. 278,681	5/1985	Prahs .	
D. 302,245	7/1989	Ross .	
D. 303,629	9/1989	Olson et al. .	
D. 304,682	11/1989	Di Gianni .....	D9/531
D. 313,179	12/1990	Guislain .	
D. 333,433	2/1993	Segati .	
D. 347,175	5/1994	Segati .....	D9/531
D. 367,231	2/1996	Millar et al. ....	D9/531
D. 368,660	4/1996	Terwilleger et al. .	
D. 395,827	7/1998	Zogg .	
D. 413,066	8/1999	Zogg et al. ....	D9/520
D. 414,420	9/1999	Zogg .....	D9/520
4,572,384	2/1986	Vesborg .	

### Related U.S. Application Data

[63] Continuation of application No. 29/103,936, Apr. 2, 1999, abandoned.

[51] LOC (7) Cl. .... **09-01**

[52] U.S. Cl. .... **D9/531; D9/520**

[58] Field of Search ..... D9/424, 428, 431, D9/500, 503-504, 506, 508, 510-516, 520, 523-524, 527-528, 530, 531, 533; 215/382-386, 396, 398; 220/771

### References Cited

#### U.S. PATENT DOCUMENTS

D. 196,324	9/1963	Sterges .....	D9/531
D. 197,307	1/1964	Vanderhyde .....	D9/531
D. 202,527	10/1965	Harris .	
D. 204,823	5/1966	McLean .....	D9/531
D. 223,601	5/1972	Johnson .....	D9/528
D. 224,733	9/1972	Vanderhyde .....	D9/531
D. 224,828	9/1972	Kretz .....	D9/531
D. 229,888	1/1974	Schweizer .....	D9/531
D. 232,076	7/1974	Jacob .	
D. 244,425	5/1977	Aldrich et al. .	

### OTHER PUBLICATIONS

Parfume Grand Frais, Eau de Javel nettoyante, pp. 1-3.

*Primary Examiner*—Ted Shooman  
*Assistant Examiner*—Carol Rademaker  
*Attorney, Agent, or Firm*—Michael McGreal

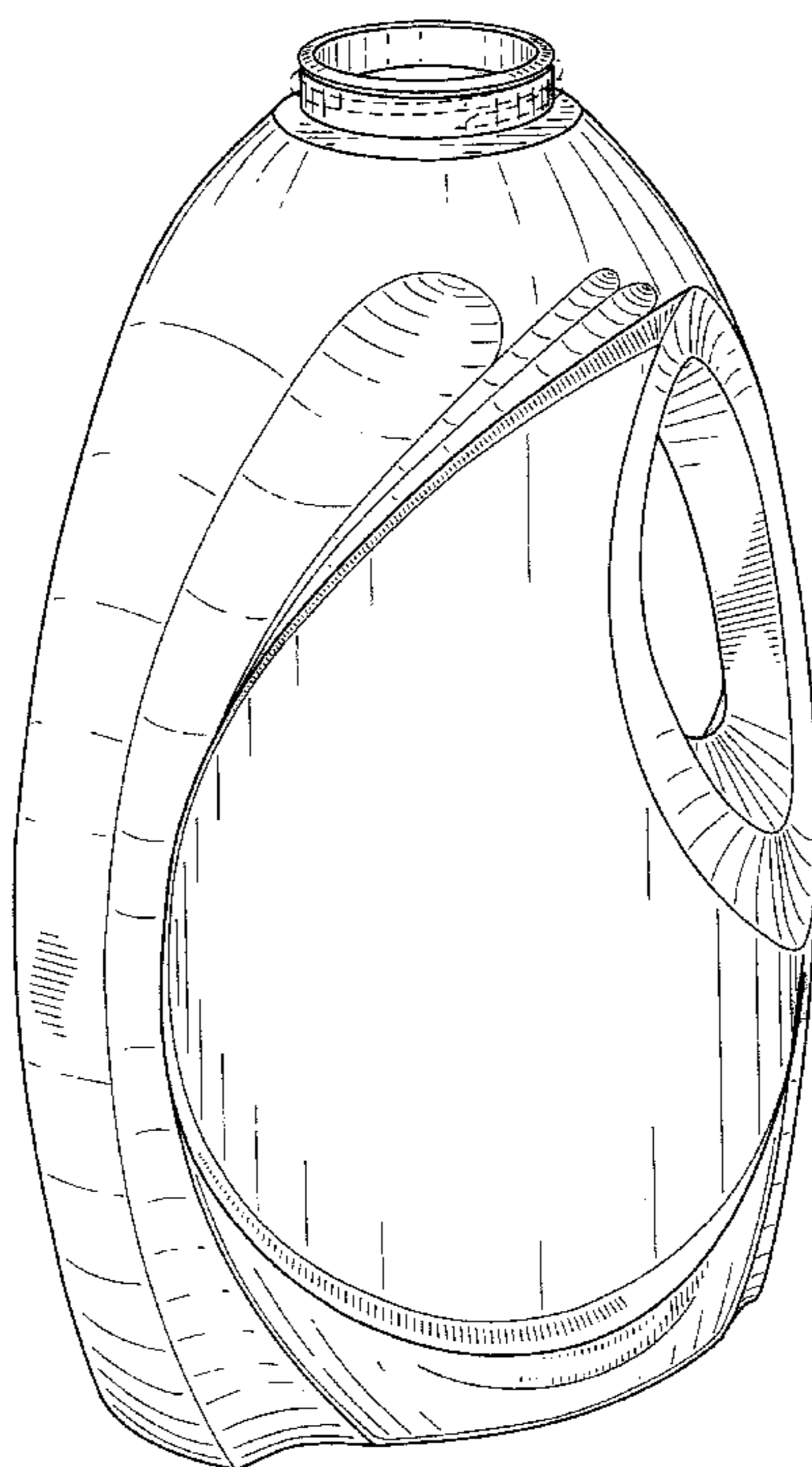
### [57] CLAIM

The ornamental design for a bottle, as shown and described.

### DESCRIPTION

FIG. 1 is a perspective view of the bottle of our design; FIG. 2 is a front elevational view thereof, the rear elevation view being a mirror image thereof. FIG. 3 is a left side elevational view thereof. FIG. 4 is a right side elevational view thereof. FIG. 5 is a top plan view thereof; and, FIG. 6 is a bottom plan view thereof. The broken line showing is for illustrative purposes only and forms no part of the claimed design.

**1 Claim, 5 Drawing Sheets**



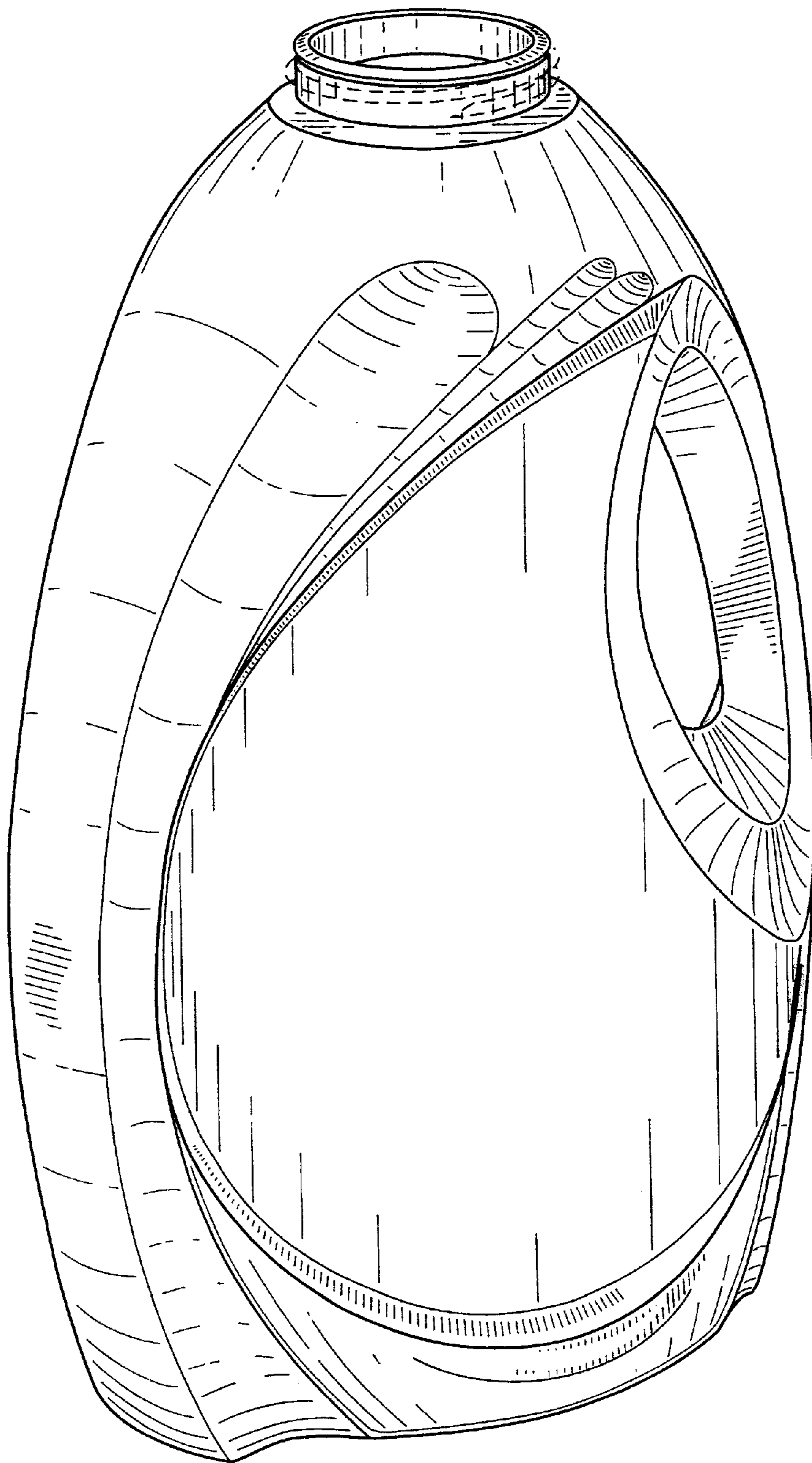


FIG. 1

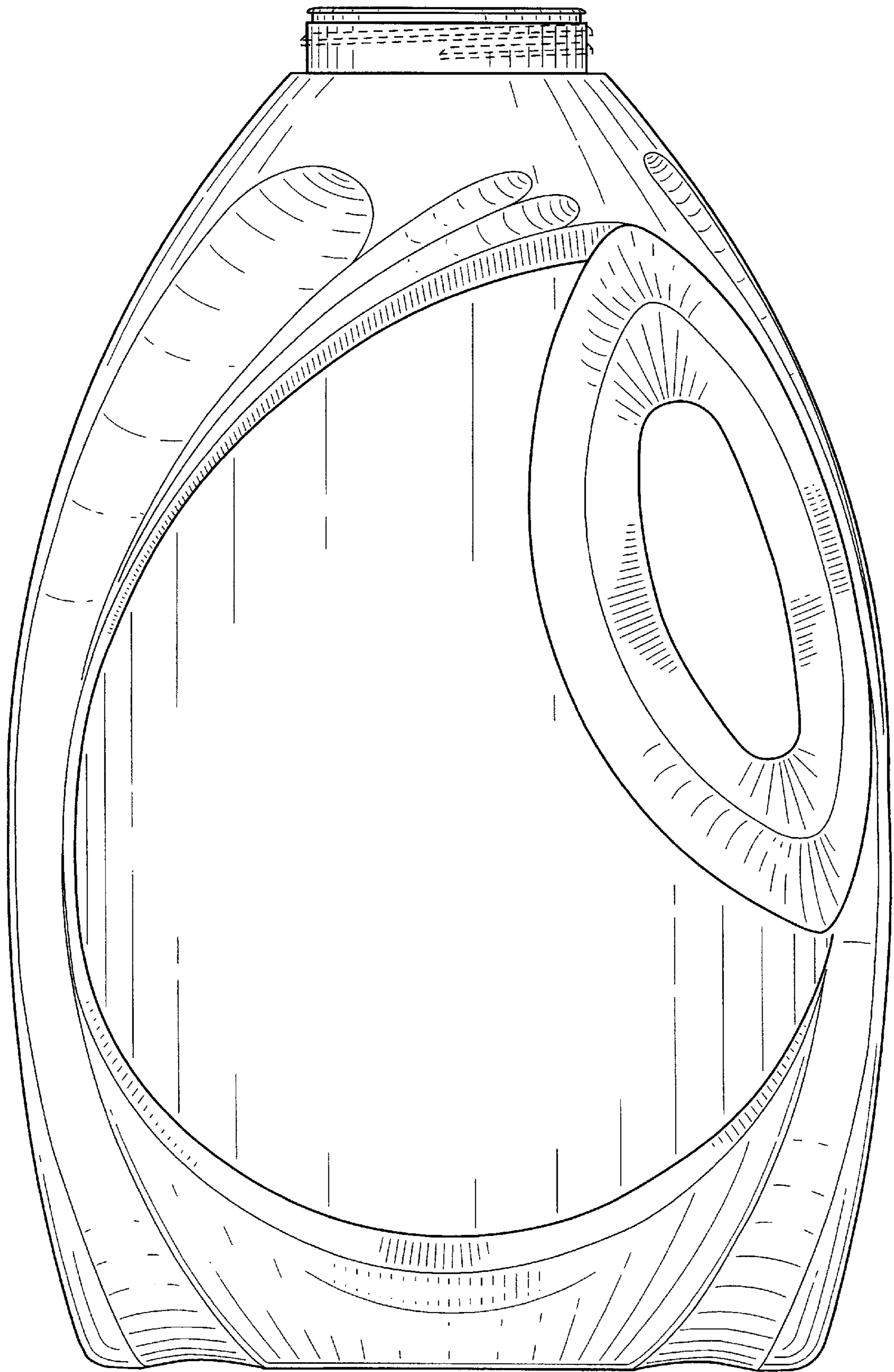


FIG. 2



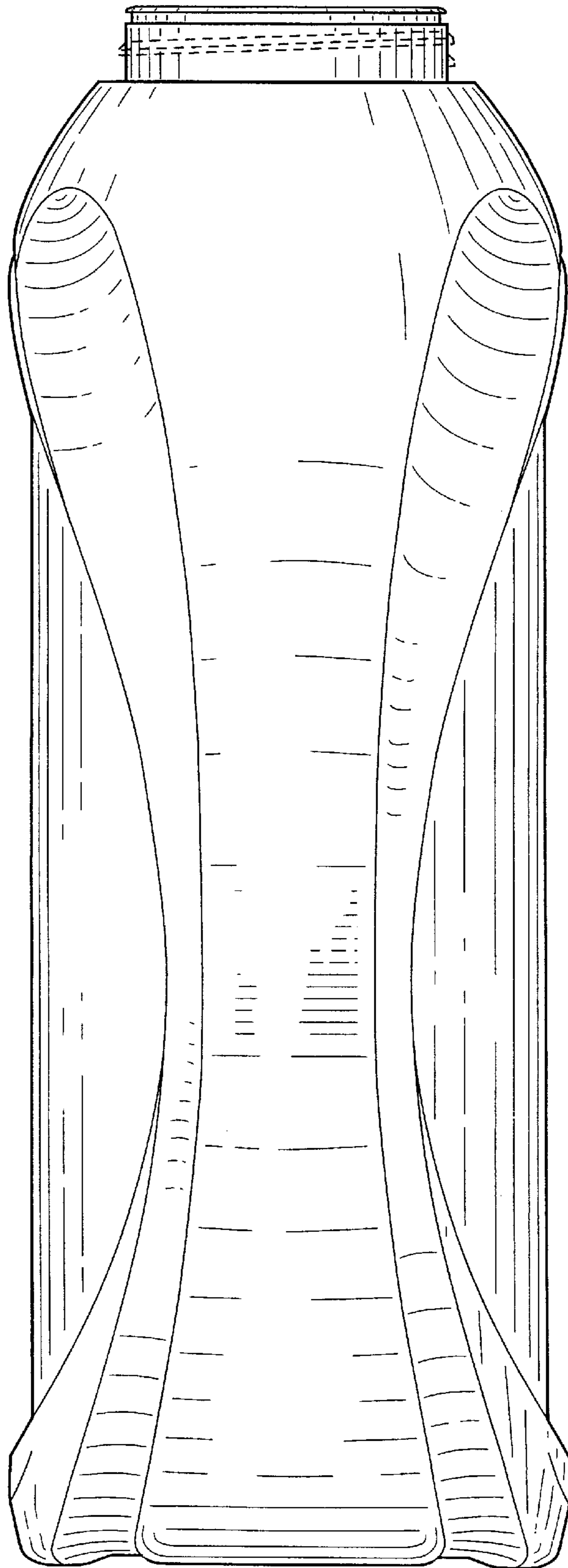


FIG. 3

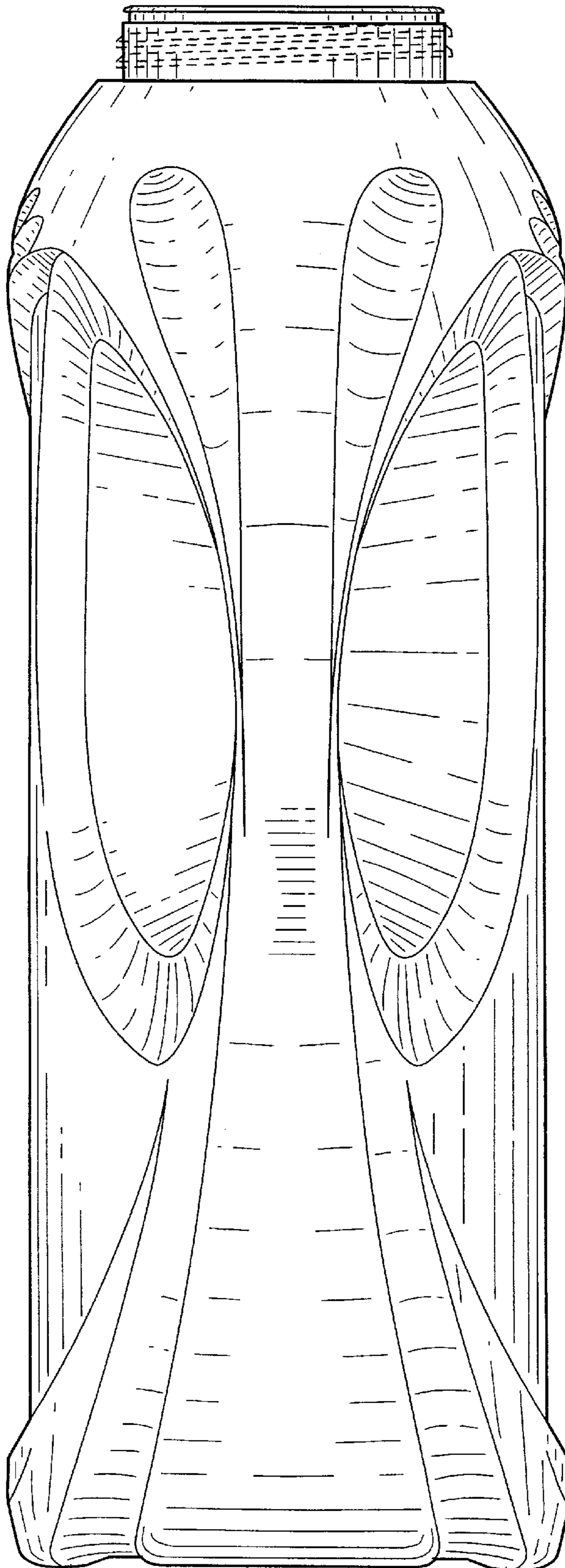


FIG. 4

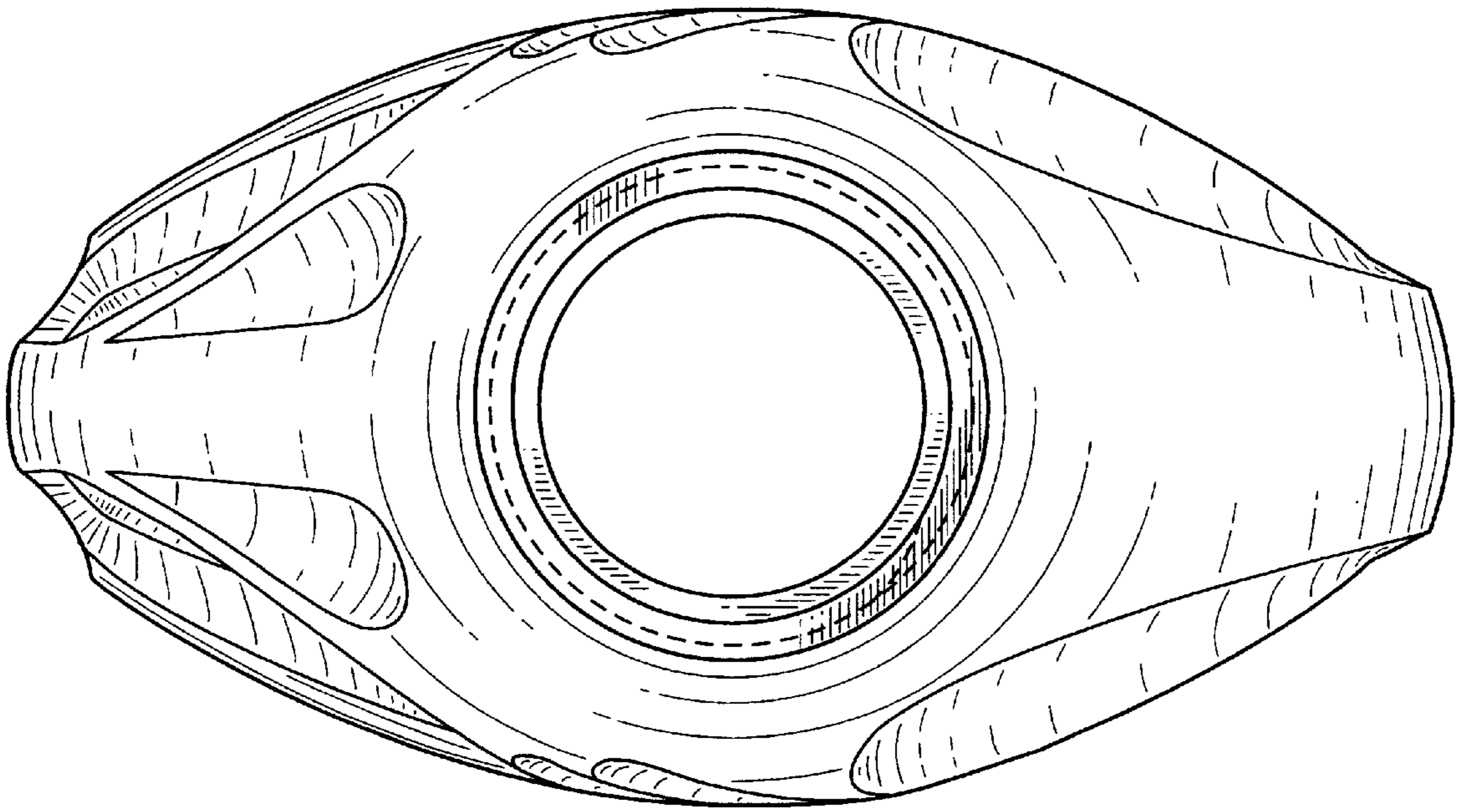


FIG. 5

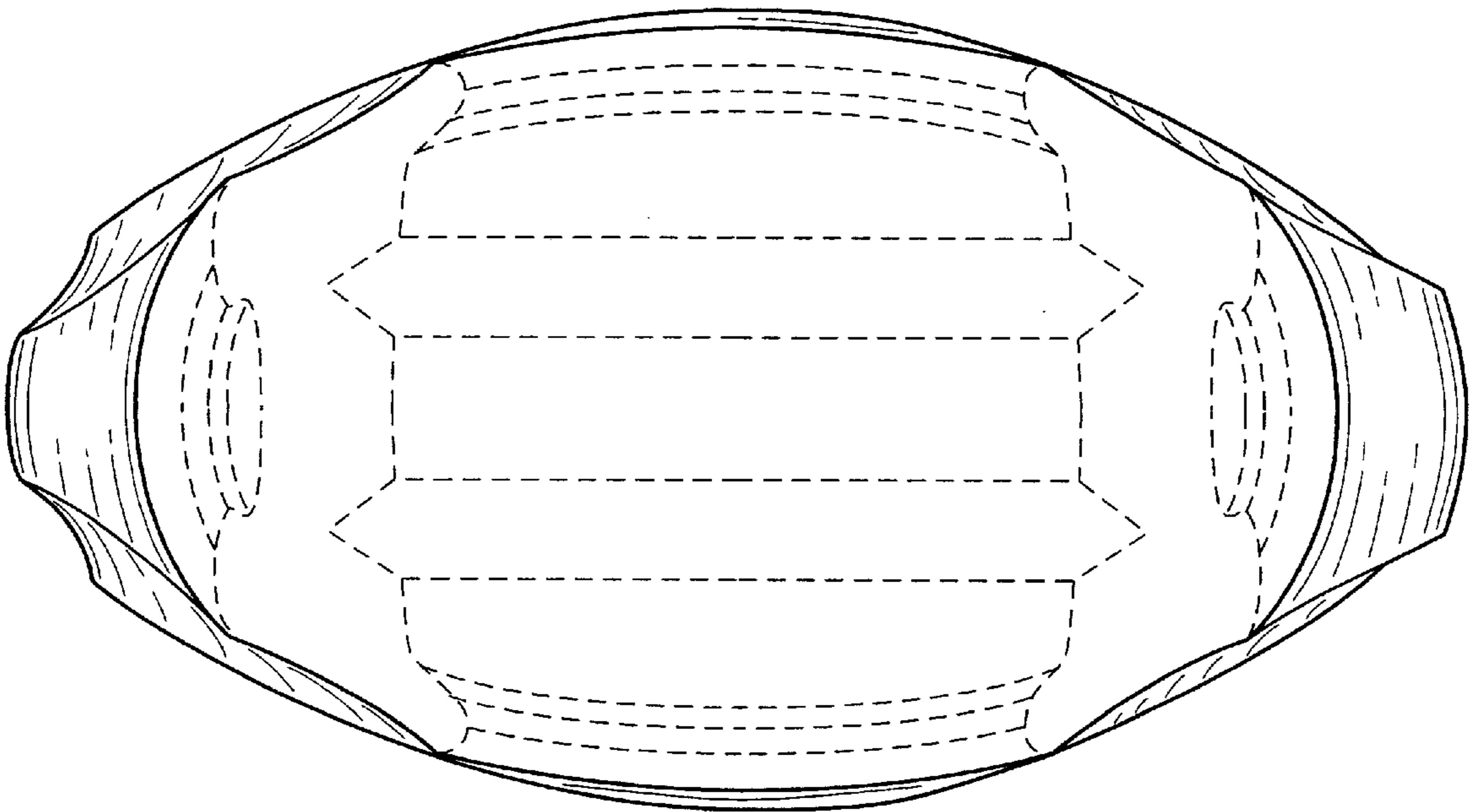


FIG. 6