



US00D426467S

United States Patent [19]

[11] **Patent Number: Des. 426,467**

Harrity et al.

[45] **Date of Patent: ** *Jun. 13, 2000**

[54] **BOTTLE**

[75] Inventors: **Kevin Harrity**, Middlesex, N.J.; **John C. Crawford**, Mahopac, N.Y.; **Peter Stagl**, Morris Plains, N.J.

[73] Assignee: **Colgate-Palmolive Company**, New York, N.Y.

[*] Notice: This patent is subject to a terminal disclaimer.

[**] Term: **14 Years**

[21] Appl. No.: **29/103,937**

[22] Filed: **Apr. 26, 1999**

[51] **LOC (7) Cl.** **09-03**

[52] **U.S. Cl.** **D9/531; D9/520**

[58] **Field of Search** D9/424, 428, 431, D9/500, 503-504, 506, 508, 510-516, 520, 523-524, 527-528, 530, 531, 533; 215/382-386, 396, 398; 220/771

[56] **References Cited**

U.S. PATENT DOCUMENTS

D. 196,324	9/1963	Sterges	D9/531
D. 197,307	1/1964	Vanderhyde	D9/531
D. 202,527	10/1965	Harris	.	
D. 204,823	5/1966	McLean	D9/531
D. 223,601	5/1972	Johnson	D9/528
D. 224,733	9/1972	Vanderhyde	D9/531
D. 224,828	9/1972	Kretz	D9/531
D. 229,888	1/1974	Schweizer	D9/531
D. 232,076	7/1974	Jacob	.	

D. 244,425	5/1977	Aldrich et al.	.	
D. 263,448	3/1982	Turcotte	D9/528
D. 268,902	5/1983	Douglas	.	
D. 278,681	5/1985	Prahs	.	
D. 302,245	7/1989	Ross	.	
D. 303,629	9/1989	Olson	.	
D. 304,682	11/1989	Di Gianni	D9/531
D. 313,179	12/1990	Guislain	.	
D. 323,981	2/1992	Satterfield	D9/527
D. 333,433	2/1993	Segati	.	
D. 347,175	5/1994	Segati	.	
D. 367,231	2/1996	Millar et al.	D9/531
D. 368,660	4/1996	Terwillegger et al.	.	
D. 395,827	7/1998	Zogg	.	
D. 413,066	8/1999	Zogg et al.	D9/520
D. 414,420	9/1999	Zogg	D9/520
4,572,384	2/1986	Vesborg	.	

Primary Examiner—Ted Shooman
Assistant Examiner—Carol Rademaker
Attorney, Agent, or Firm—Michael McGreal

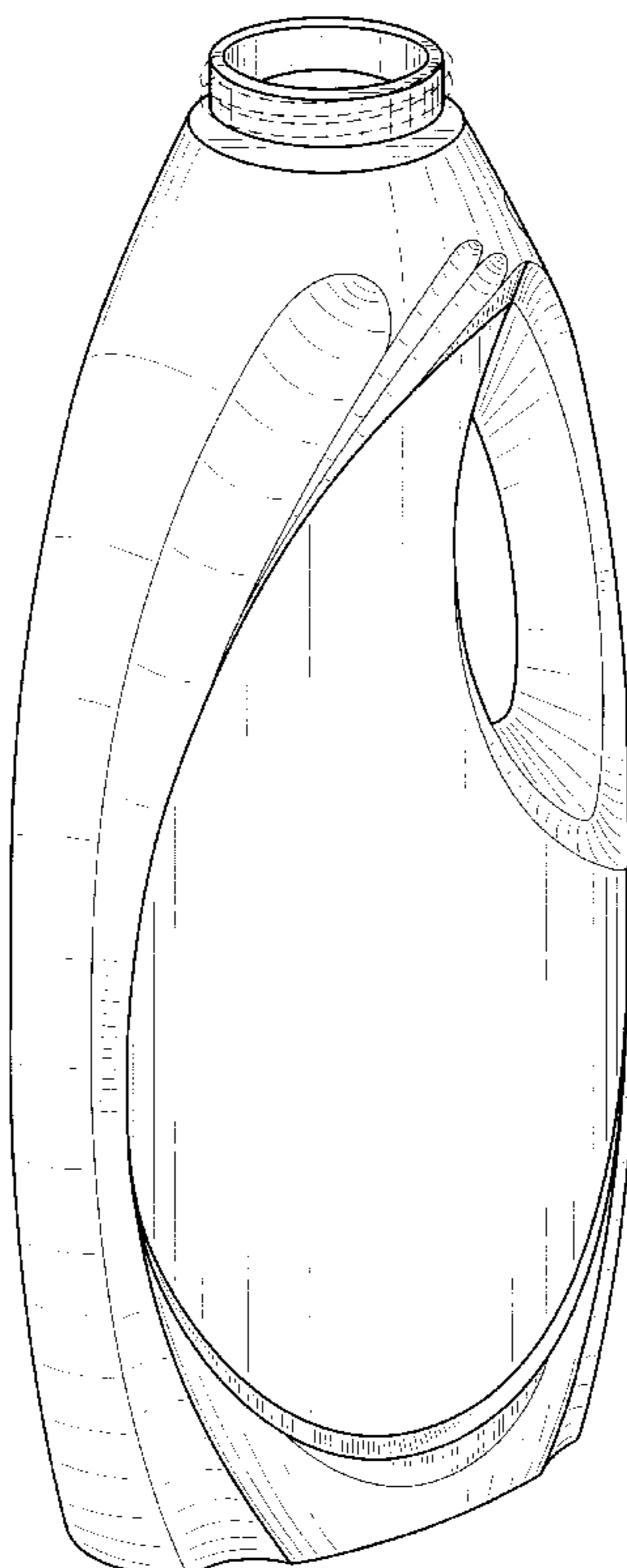
[57] **CLAIM**

The ornamental design for a bottle, as shown and described.

DESCRIPTION

FIG. 1 is a perspective view of the container of our design; FIG. 2 is a front elevational view thereof, the rear elevation view being a mirror image thereof. FIG. 3 is a left side elevational view thereof. FIG. 4 is a right side elevational view thereof. FIG. 5 is a top plan view thereof; and, FIG. 6 is a bottom plan view thereof. The broken line showing is for illustrative purposes only and forms no part of the claimed design.

1 Claim, 5 Drawing Sheets



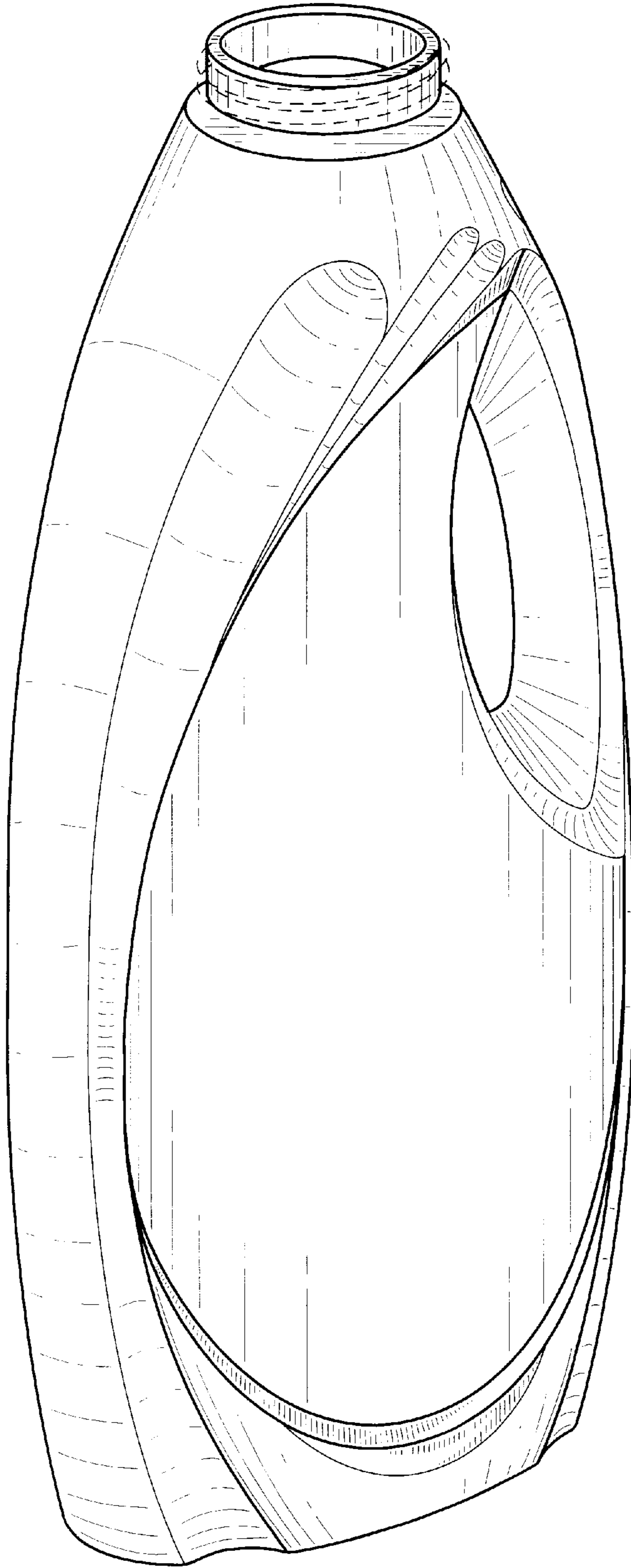


FIG. 1

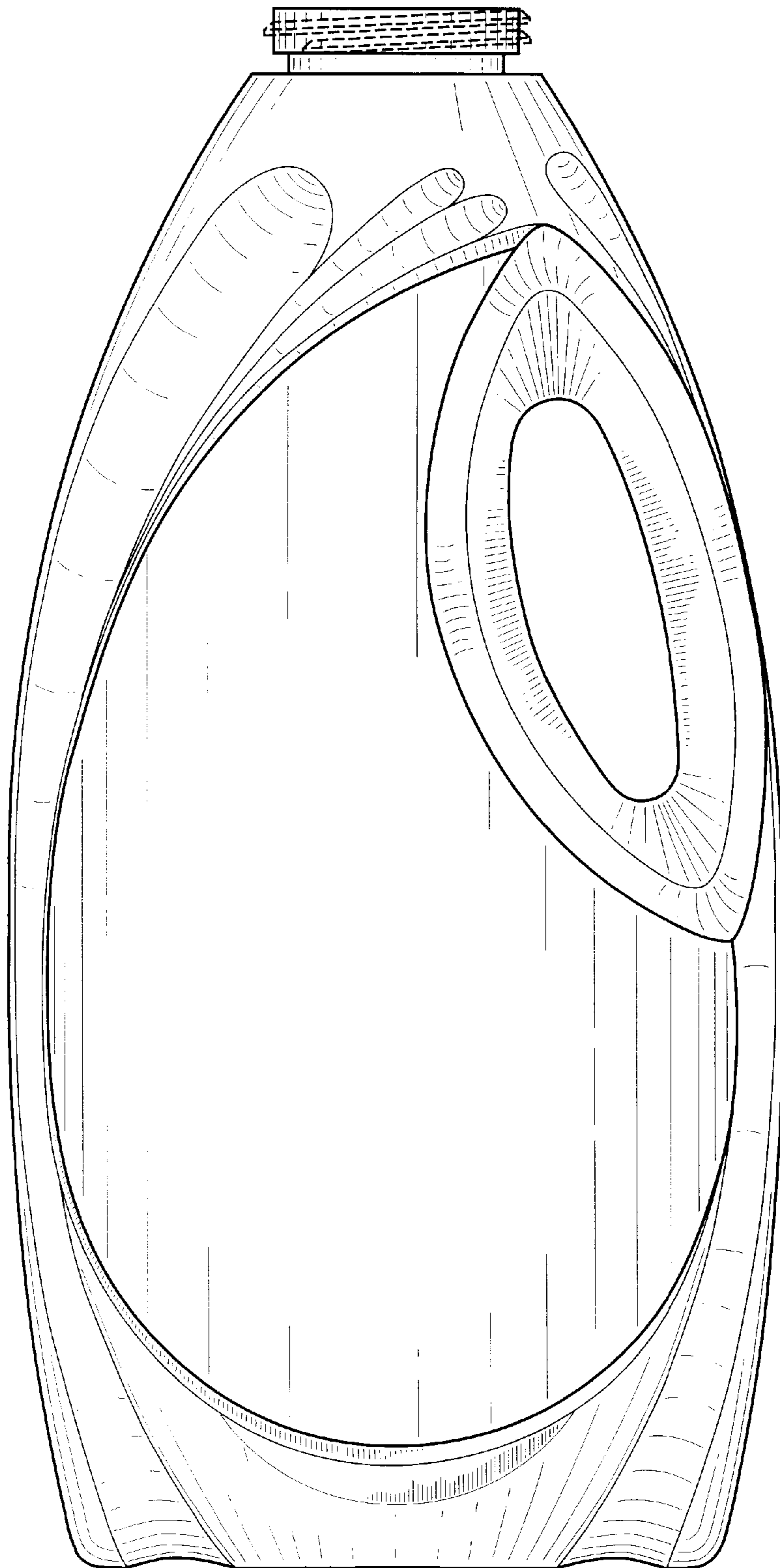


FIG. 2

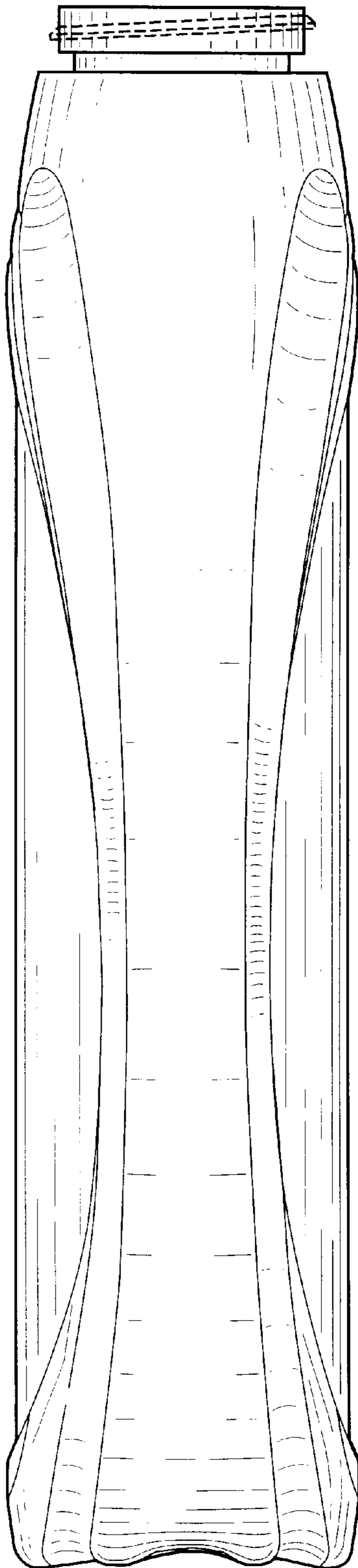


FIG. 3

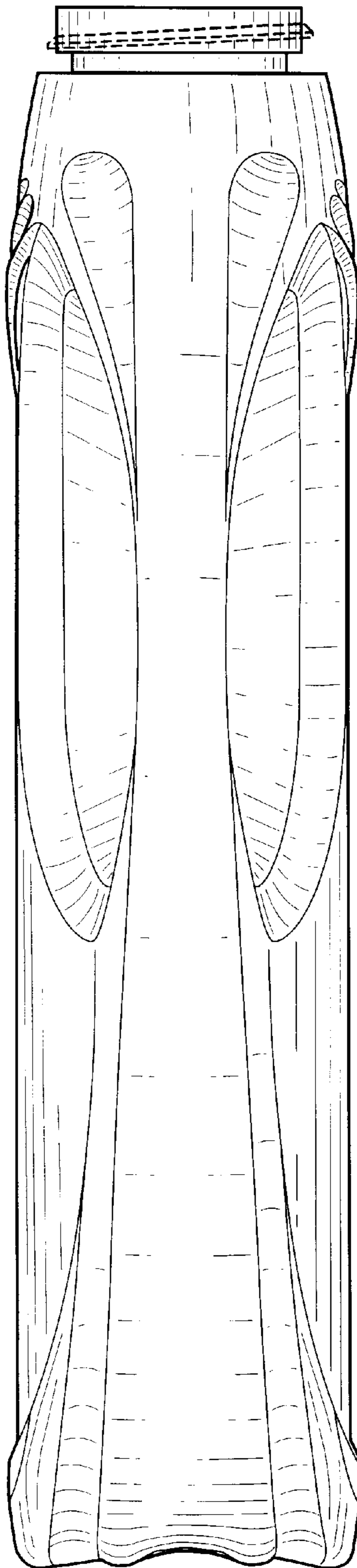


FIG. 4

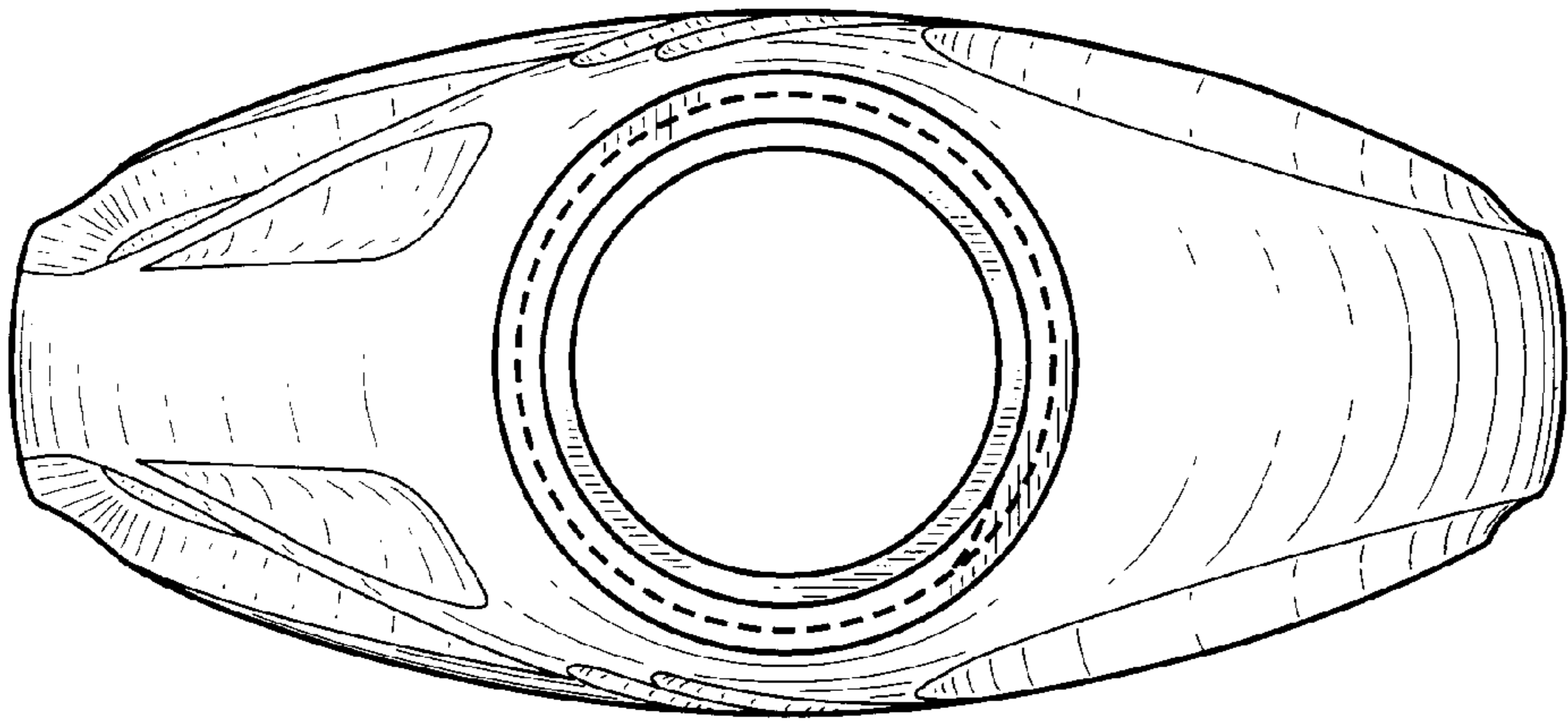


FIG. 5

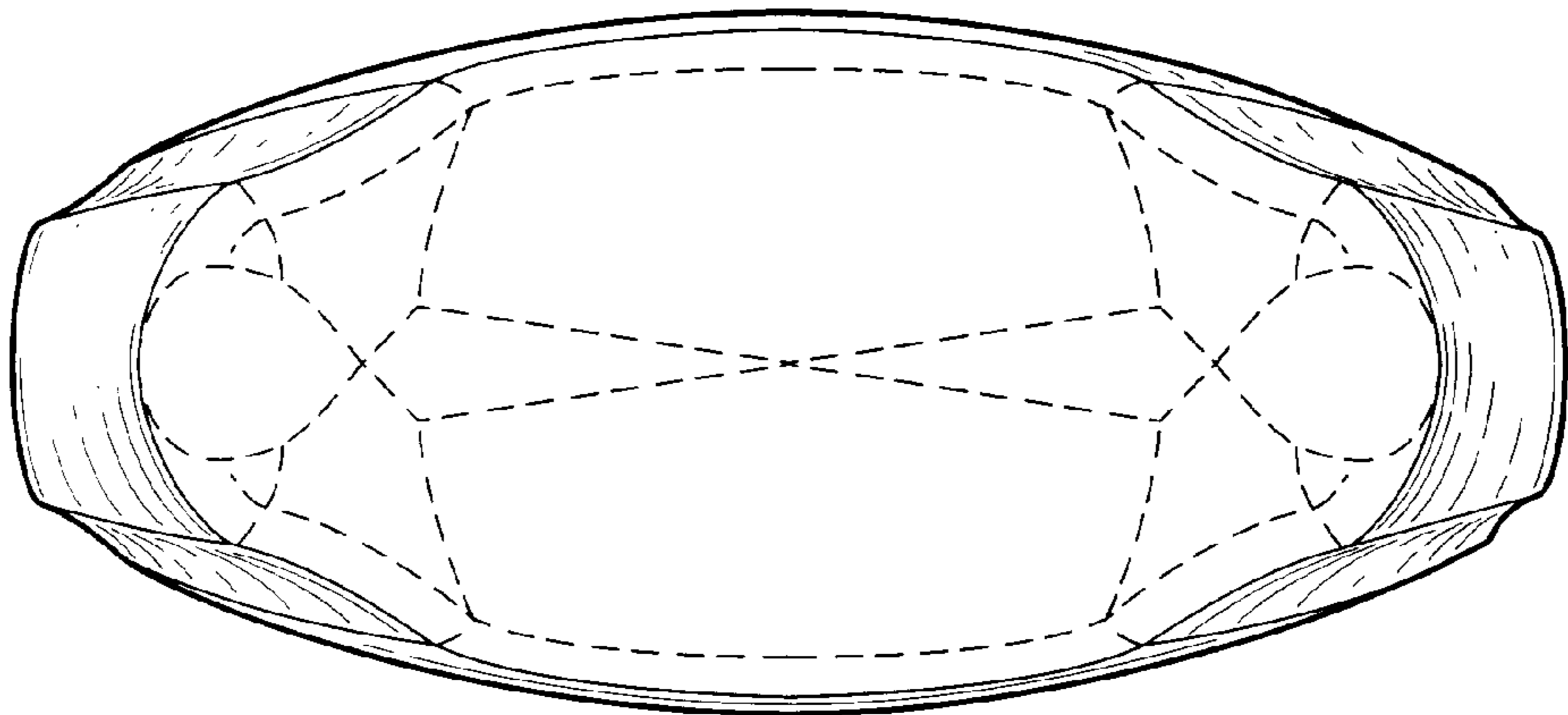


FIG. 6