



US00D426445S

United States Patent [19]

Hausler

[11] **Patent Number: Des. 426,445**

[45] **Date of Patent: ** Jun. 13, 2000**

[54] **HACKSAW BOW**

D. 214,827 8/1969 Jacoff D8/96
D. 240,111 6/1976 Breger D8/96

[75] Inventor: **Roderick Peter Hausler**, Johannesburg, South Africa

Primary Examiner—Philip S. Hyder
Attorney, Agent, or Firm—Marshall & Melhorn

[73] Assignee: **Hausler Holdings (Proprietary) Limited**, Johannesburg, South Africa

[57] **CLAIM**

[**] Term: **14 Years**

I claim the ornamental design for a hacksaw bow, as shown and described.

[21] Appl. No.: **29/097,324**

DESCRIPTION

[22] Filed: **Dec. 4, 1998**

FIG. 1 shows a right side view of a hacksaw bow embodying my new design;

[51] **LOC (7) Cl.** **08-03**

[52] **U.S. Cl.** **D8/96; D8/97**

FIG. 2 shows a left side view of the hacksaw bow, this view being identical to the right side view shown in FIG. 1;

[58] **Field of Search** D8/96, 95, 97;
30/506, 507, 508, 509, 510

FIG. 3 shows a top plan view of the hacksaw bow;

FIG. 4 shows a front elevational view of the hacksaw bow;

FIG. 5 shows a rear elevational view of the hacksaw bow;

and,

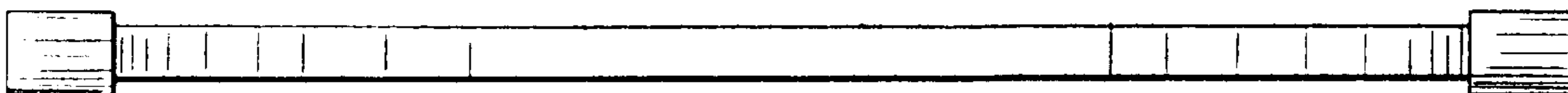
FIG. 6 shows a bottom plan view of the hacksaw bow.

[56] **References Cited**

U.S. PATENT DOCUMENTS

D. 204,726 5/1966 David D8/96
D. 205,176 6/1966 Reuterfors D8/96

1 Claim, 2 Drawing Sheets



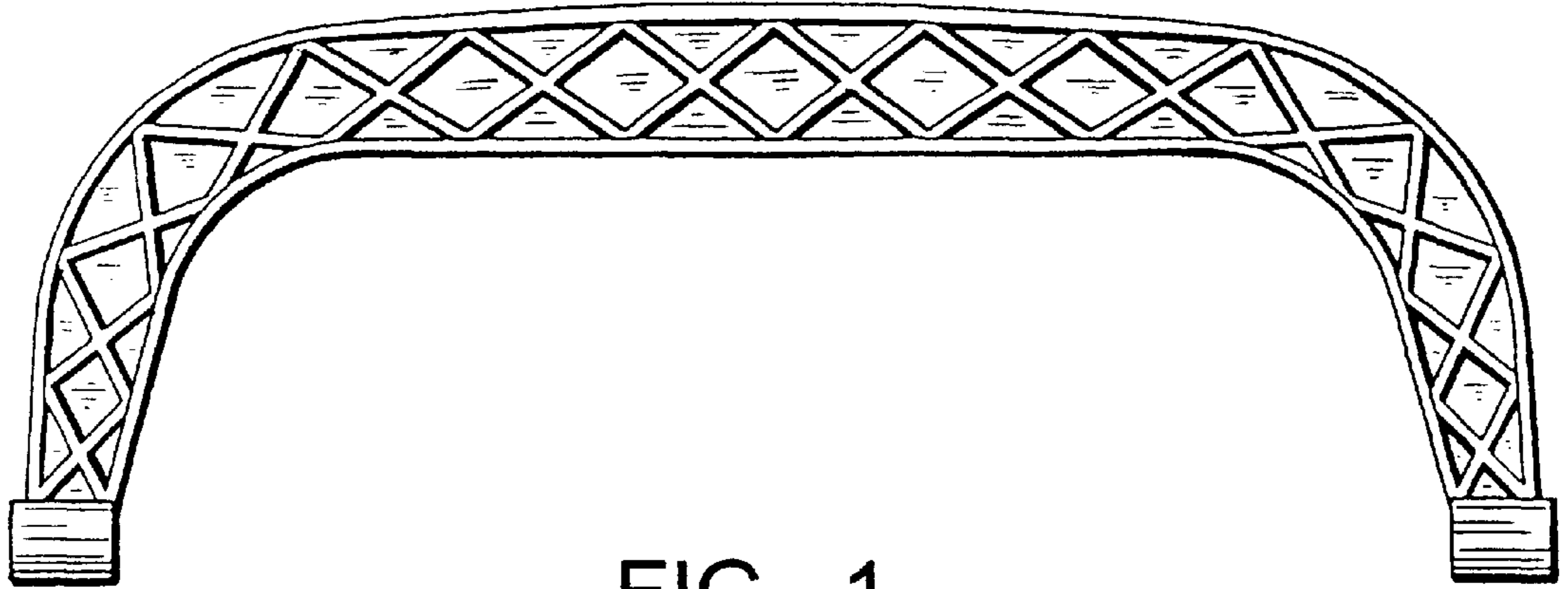


FIG. 1




FIG. 2




FIG. 3



FIG. 4

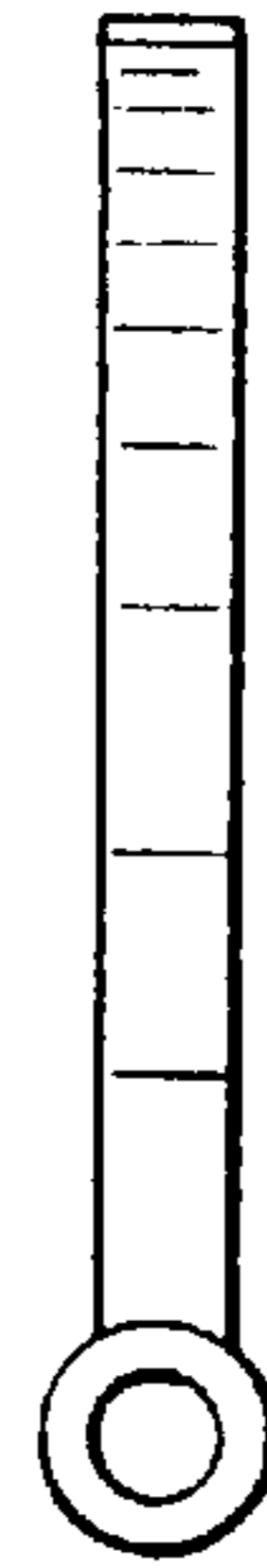


FIG. 5




FIG. 6