



US00D426430S

# United States Patent [19]

Verherbruggen et al.

[11] Patent Number: **Des. 426,430**

[45] Date of Patent: **\*\* Jun. 13, 2000**

[54] SCOOP

[75] Inventors: **Hedwige-Clara Theophiel Verherbruggen**, Laarne; **Raf Gustaaf Alfons DeGeyter**, Denderbelle, both of Belgium; **Miles Richard Hawley**, London, United Kingdom; **Stephen Anthony Sayers**, Tring, United Kingdom; **Antony Haston**, London, United Kingdom

[73] Assignee: **The Procter & Gamble Company**, Cincinnati, Ohio

[\*\*] Term: **14 Years**

[21] Appl. No.: **29/104,635**

[22] Filed: **May 10, 1999**

[51] LOC (7) Cl. .... **07-05**

[52] U.S. Cl. .... **D7/691**

[58] Field of Search ..... D7/691, 692, 533, D7/536; D10/46.2, 46.3; 294/55; D32/35; 73/426-429

[56] **References Cited**

**U.S. PATENT DOCUMENTS**

D. 257,526 11/1980 Herbst et al. .... D7/691 X  
5,323,928 6/1994 Stevens ..... D7/536 X

*Primary Examiner*—Terry A. Wallace  
*Attorney, Agent, or Firm*—James C. Vago

[57] **CLAIM**


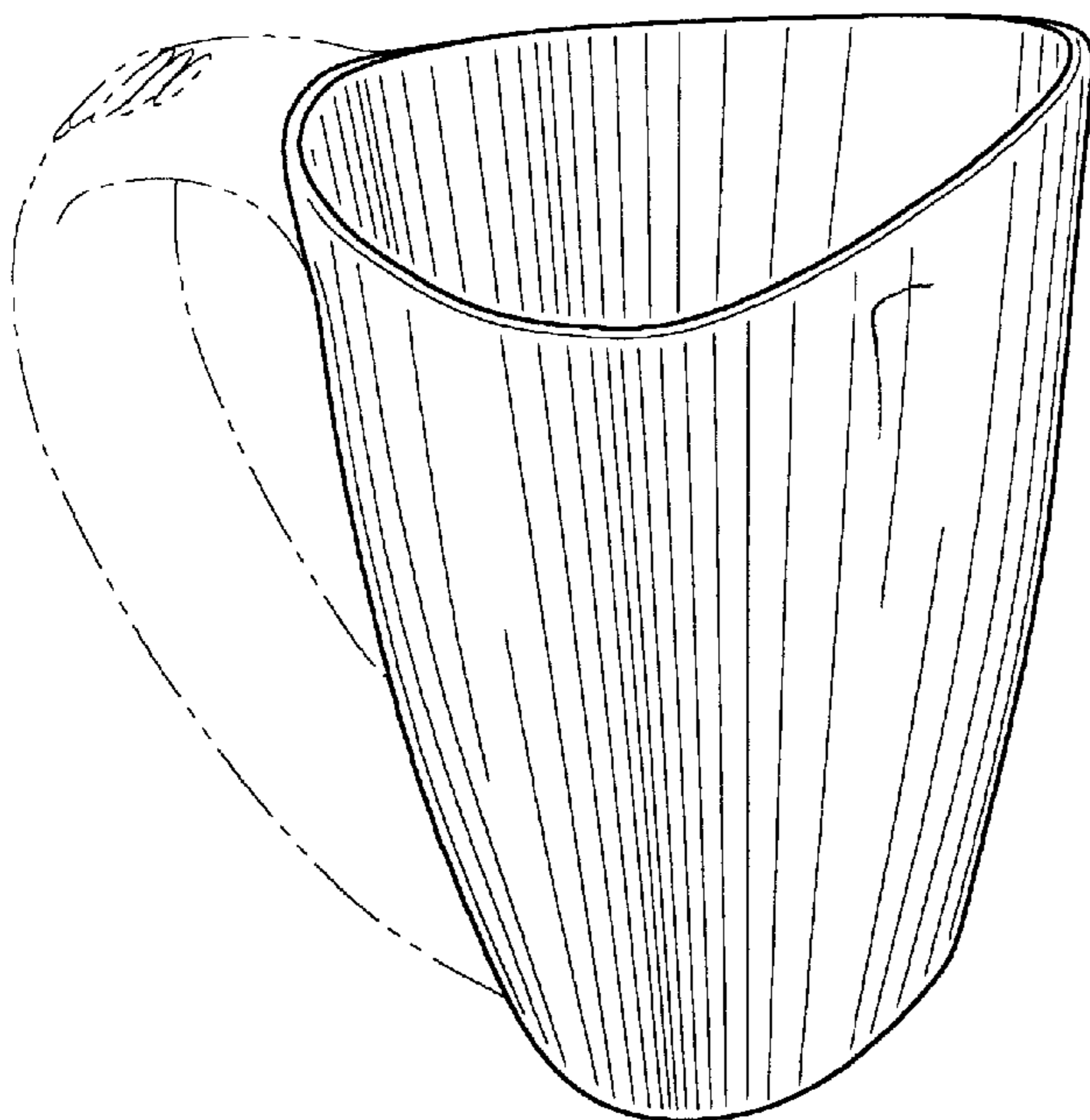
The ornamental design for a scoop, as shown and described.

**DESCRIPTION**

FIG. 1 is a perspective view of an embodiment of our scoop; FIG. 2 is a side elevational view thereof, the opposite side elevational view thereof being a mirror image thereof; FIG. 3 is a front elevational view thereof; FIG. 4 is a rear elevational view thereof; FIG. 5 is a bottom plan view thereof; and, FIG. 6 is top plan view thereof.

The broken lines shown in the drawings are for illustrative purposes only and form no part of the claimed design.

**1 Claim, 2 Drawing Sheets**



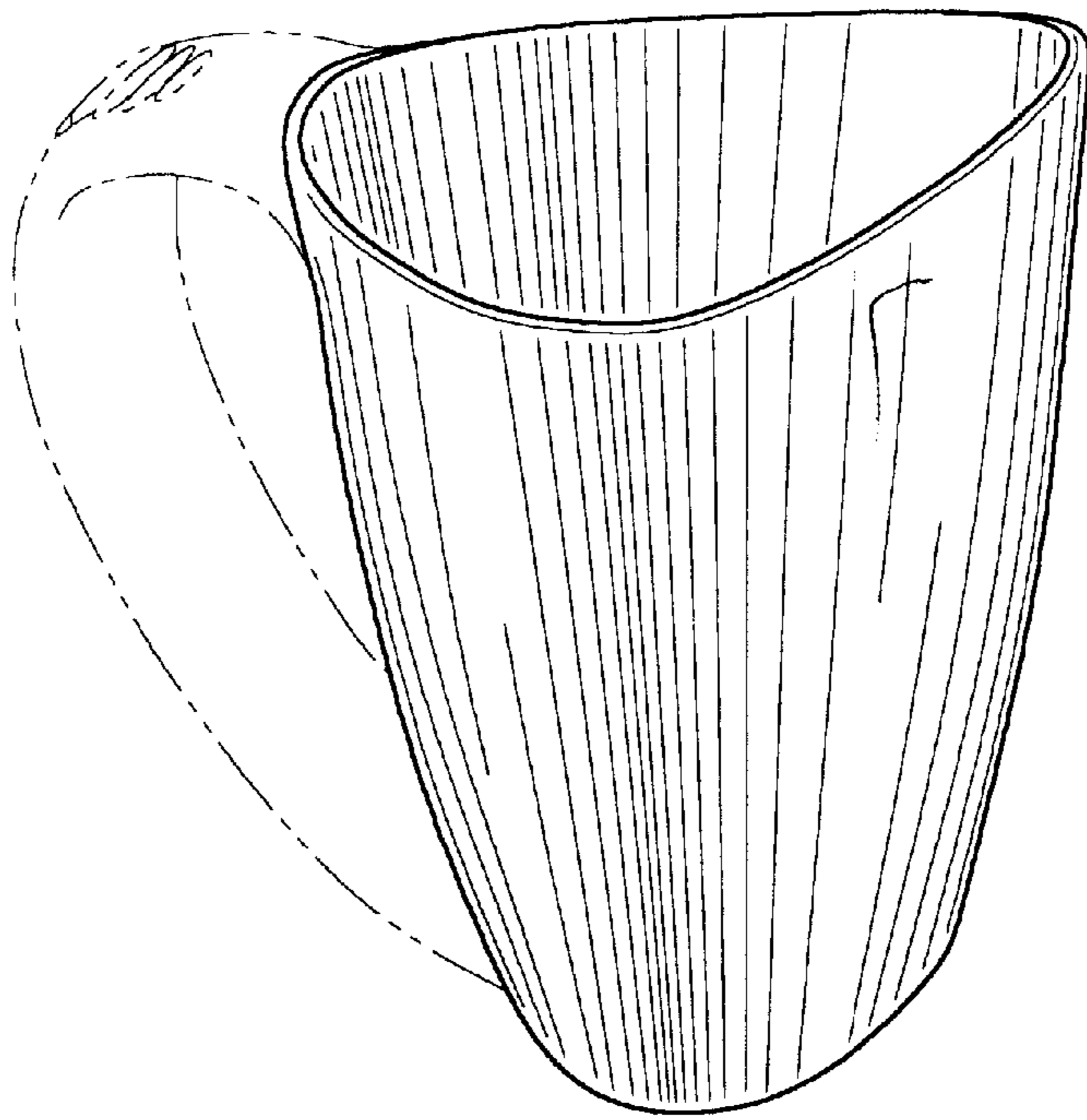


FIG. 1




FIG. 2

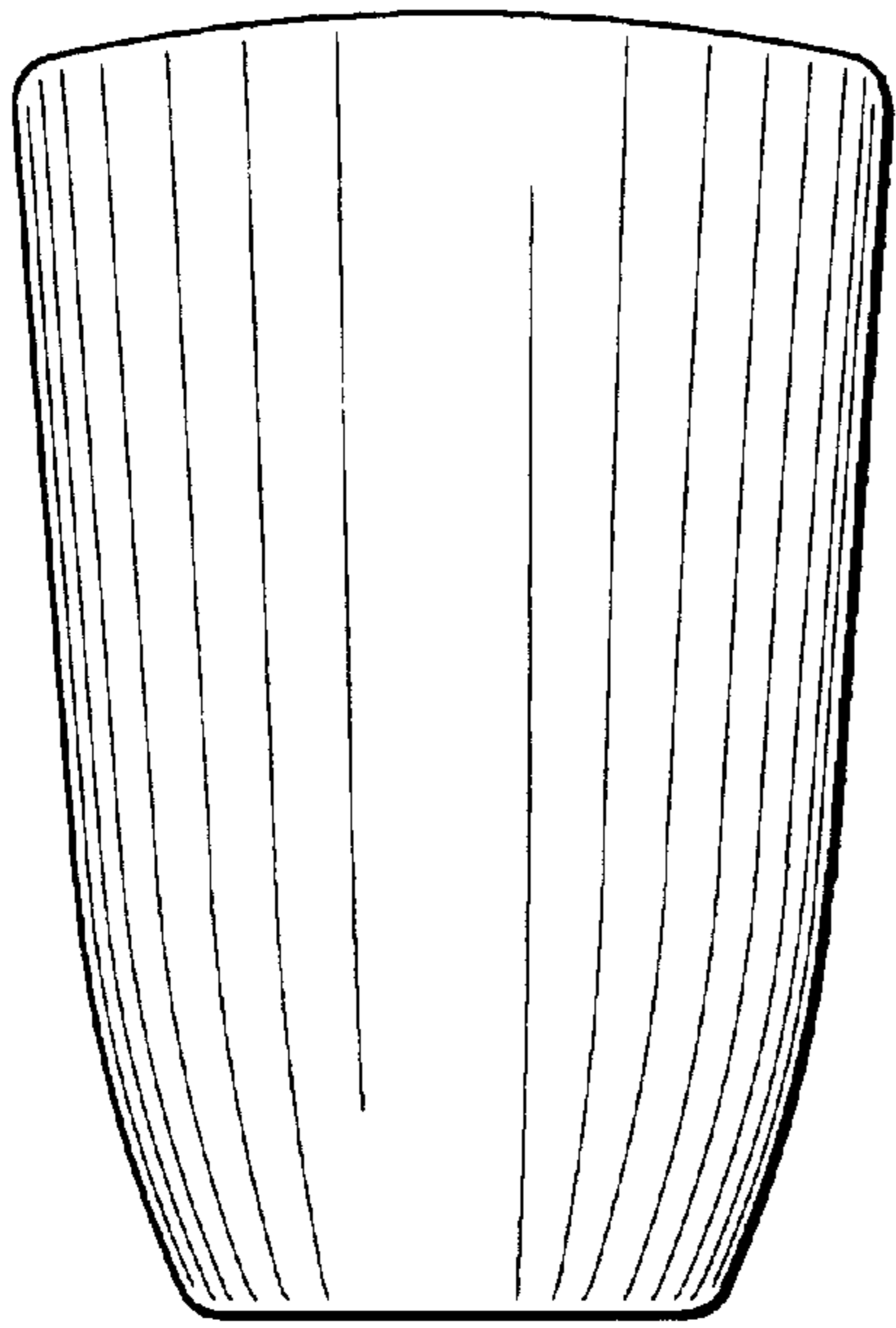


FIG. 3

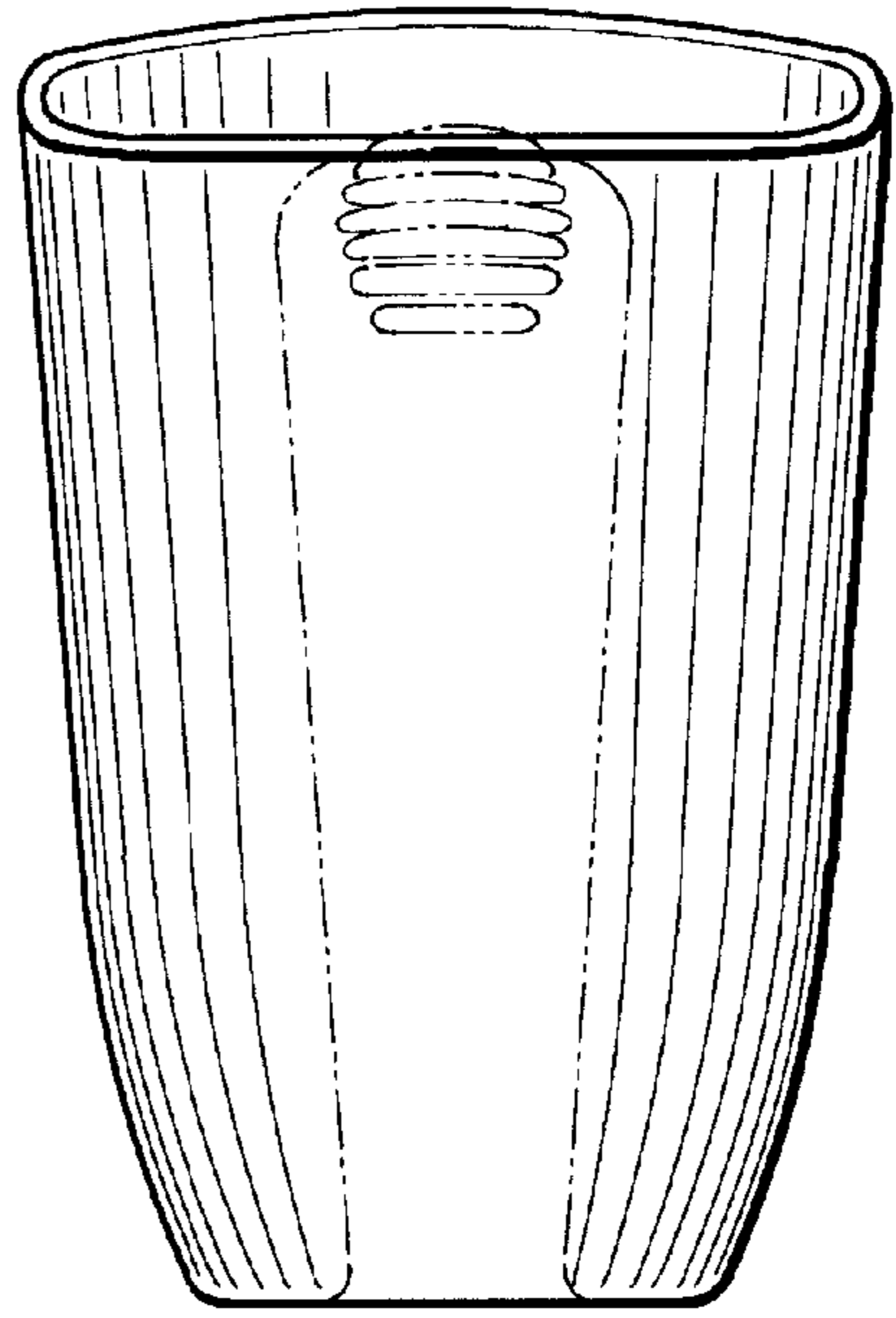


FIG. 4

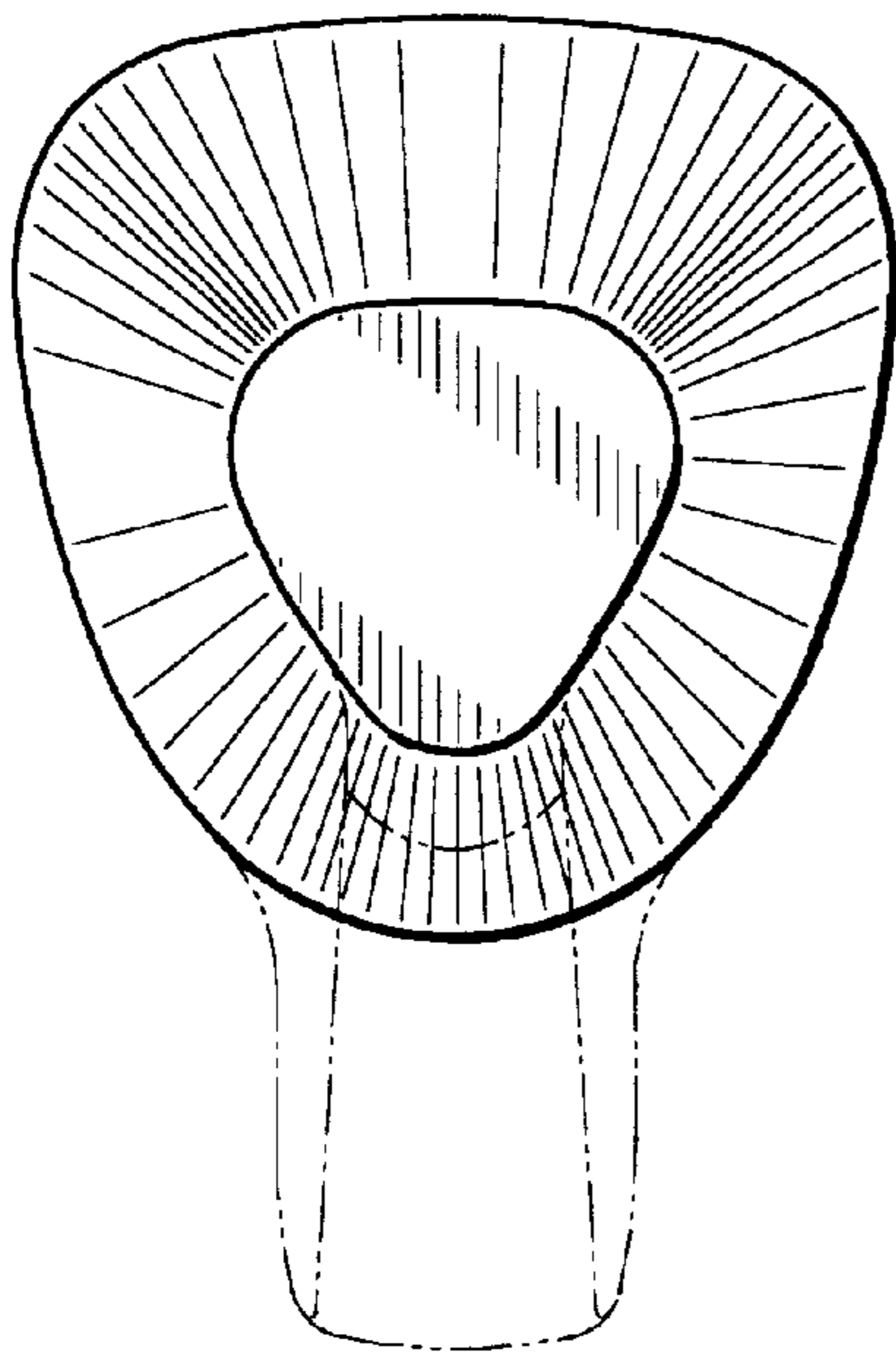


FIG. 5

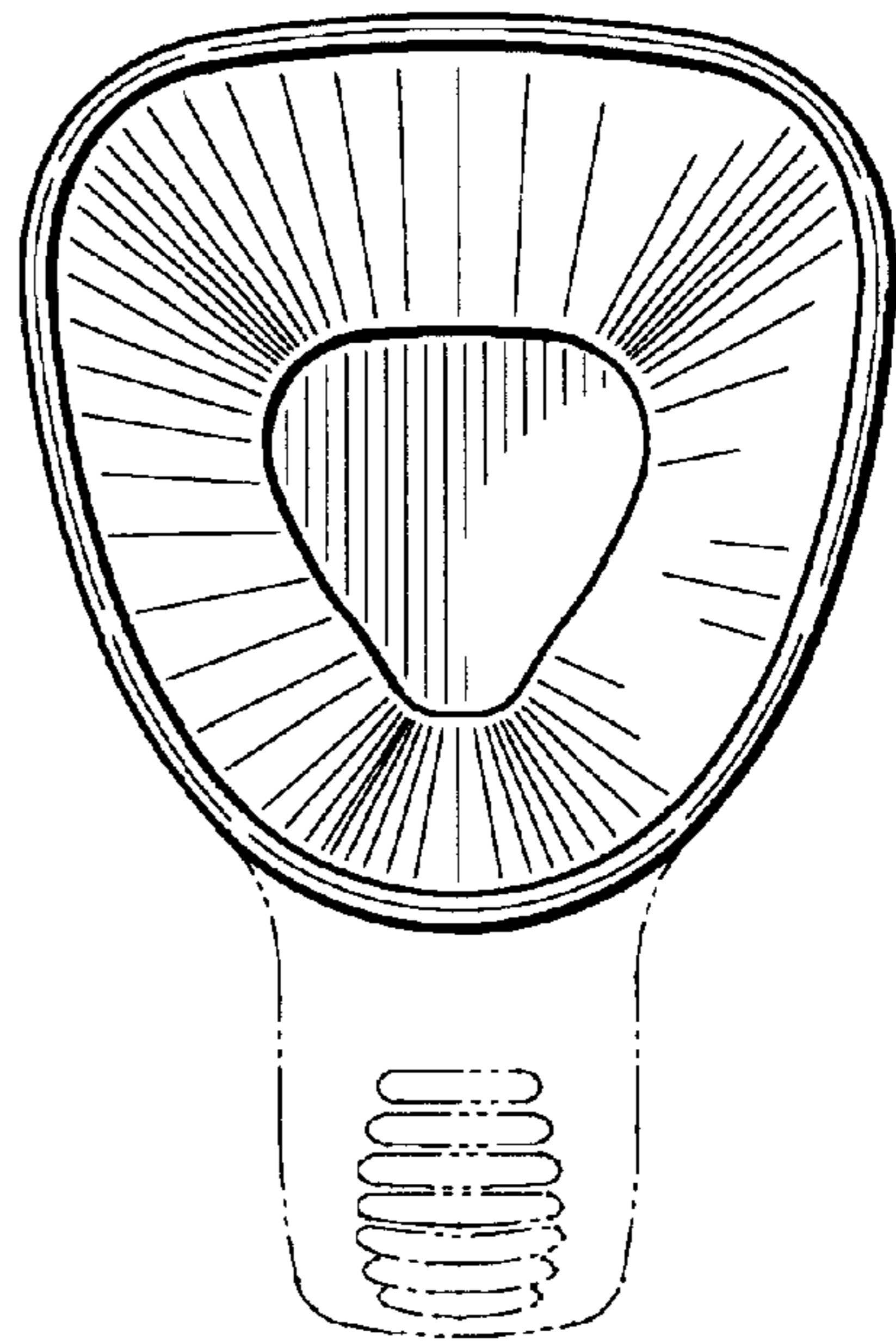


FIG. 6

UNITED STATES PATENT AND TRADEMARK OFFICE  
**CERTIFICATE OF CORRECTION**

PATENT NO. : Des. 426,430  
DATED : June 13, 2000  
INVENTOR(S) : H. Verherbrugghen et al.

Page 1 of 3

It is certified that error appears in the above-identified patent and that said Letters Patent is hereby corrected as shown below:

Title page,

Showing an illustrative figure, should be deleted and substitute therefore the attached title Page.

Drawings,

Delete Drawing Sheet, consisting of Figure 1, and substitute therefore the Drawing Sheet, consisting of Figure 1, as shown on the attached page.

Signed and Sealed this

Tenth Day of December, 2002

A handwritten signature in black ink, appearing to read "James E. Rogan", written over a horizontal line.

JAMES E. ROGAN  
*Director of the United States Patent and Trademark Office*

**United States Patent** [19]  
**Verherbrugghen et al.**

[11] **Patent Number: Des. 426,430**  
[45] **Date of Patent: \*\* Jun. 13, 2000**

[54] **SCOOP**

[75] **Inventors:** Hedwige-Clara Theophiel  
Verherbrugghen, Laarne; Raf Gustaaf  
Alfons DeGeyter, Denderbelle, both of  
Belgium; Miles Richard Hawley,  
London, United Kingdom; Stephen  
Anthony Sayers, Tring, United  
Kingdom; Antony Haston, London,  
United Kingdom

[73] **Assignee:** The Procter & Gamble Company,  
Cincinnati, Ohio

[\*\*] **Term:** 14 Years

[21] **Appl. No.:** 29/104,635

[22] **Filed:** May 10, 1999

[51] **LOC (7) Cl.** ..... 07-05

[52] **U.S. Cl.** ..... D7/691

[58] **Field of Search** ..... D7/691, 692, 533,  
D7/536; D10/46.2, 46.3; 294/55; D32/35;  
73/426-429

[56] **References Cited**

**U.S. PATENT DOCUMENTS**

D. 257,526 11/1980 Herbst et al. .... D7/691 X  
5,323,928 6/1994 Stevens ..... D7/536 X

*Primary Examiner*—Terry A. Wallace  
*Attorney, Agent, or Firm*—James C. Vago

[57] **CLAIM**

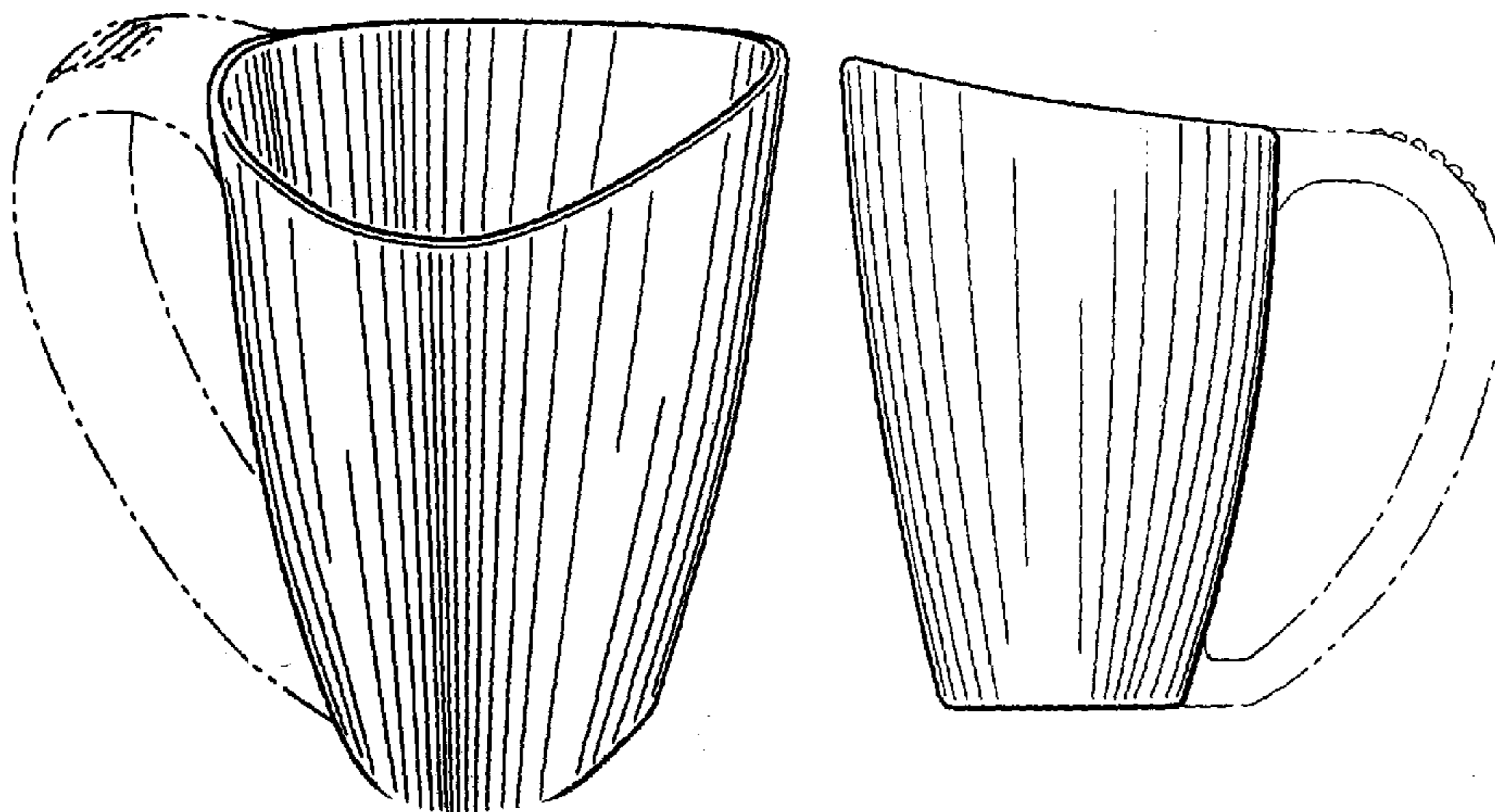
The ornamental design for a scoop, as shown and described.

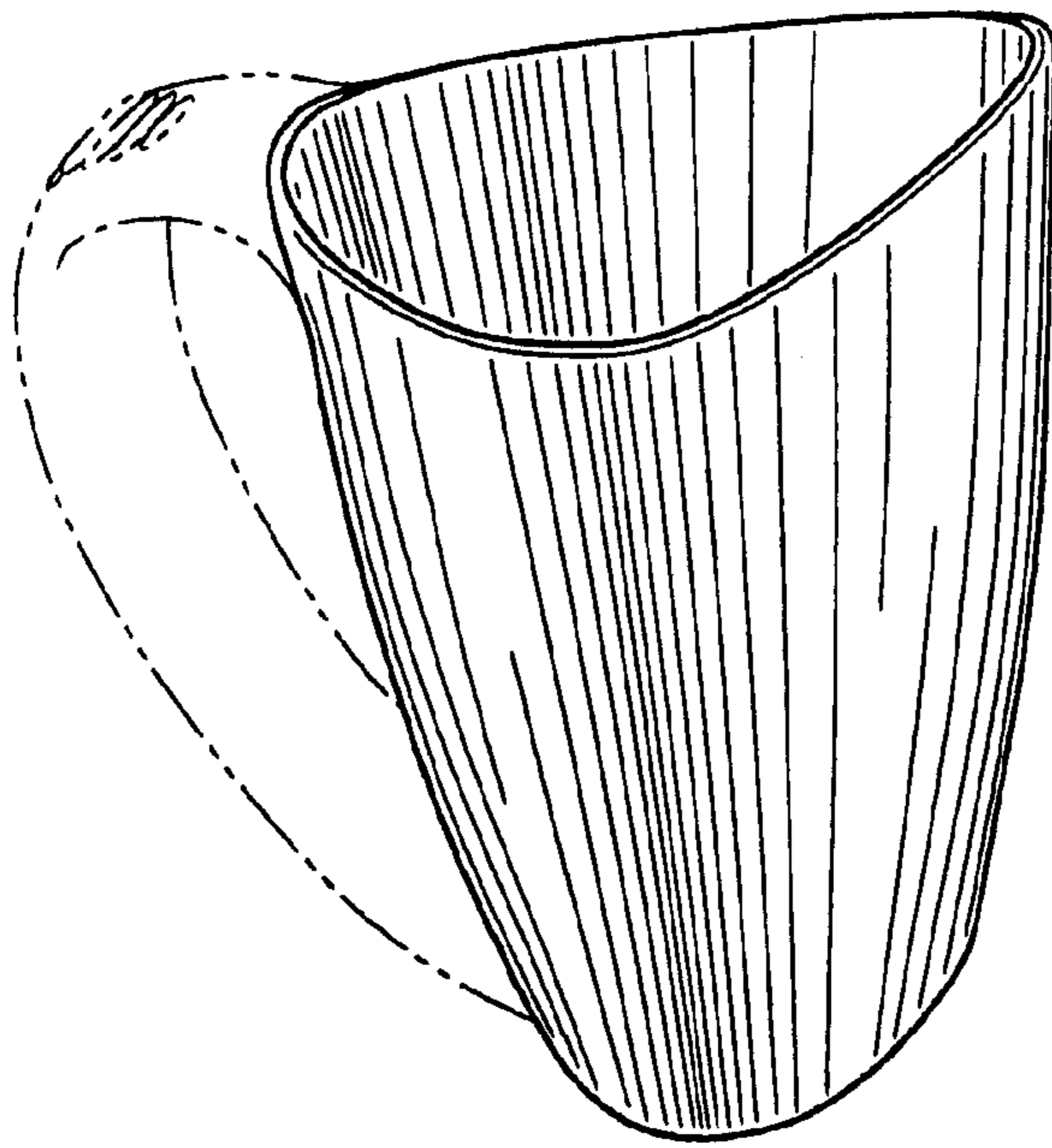
**DESCRIPTION**

FIG. 1 is a perspective view of an embodiment of our scoop;  
FIG. 2 is a side elevational view thereof, the opposite side  
elevational view thereof being a mirror image thereof;  
FIG. 3 is a front elevational view thereof;  
FIG. 4 is a rear elevational view thereof,  
FIG. 5 is a bottom plan view thereof; and,  
FIG. 6 is top plan view thereof.

The broken lines shown in the drawings are for illustrative  
purposes only and form no part of the claimed design.

**1 Claim, 2 Drawing Sheets**





**FIG. 1**