



US00D426425S

United States Patent [19]
Hermanski

[11] **Patent Number: Des. 426,425**
[45] **Date of Patent: ** Jun. 13, 2000**

[54] **COFFEE FILTER RING**

4,885,987 12/1989 Franke et al. 99/295

[76] Inventor: **Steven R Hermanski**, 416 S. Pierce St., Enid, Okla. 73703

Primary Examiner—M. N. Pandozzi

[**] Term: **14 Years**

[57] **CLAIM**

The ornamental design for a coffee filter ring, as shown and described.

[21] Appl. No.: **29/096,788**

[22] Filed: **Nov. 19, 1998**

DESCRIPTION

[51] **LOC (7) Cl.** **07-99**

FIG. 1 is a top plan view of the coffee filter ring of the present invention, the bottom plan view being a mirror image thereof;

[52] **U.S. Cl.** **D7/400; D7/213; D7/387**

FIG. 2 is a right side elevational view of the coffee filter ring of FIG. 1, the left side elevational view being a mirror image thereof;

[58] **Field of Search** D7/400, 409, 704; 97/279, 295; 223/85, 92, 95; 384/903, 268; 24/546, 556; 206/202

FIG. 3 is a front elevational view of the coffee filter ring of FIG. 1;

[56] **References Cited**

U.S. PATENT DOCUMENTS

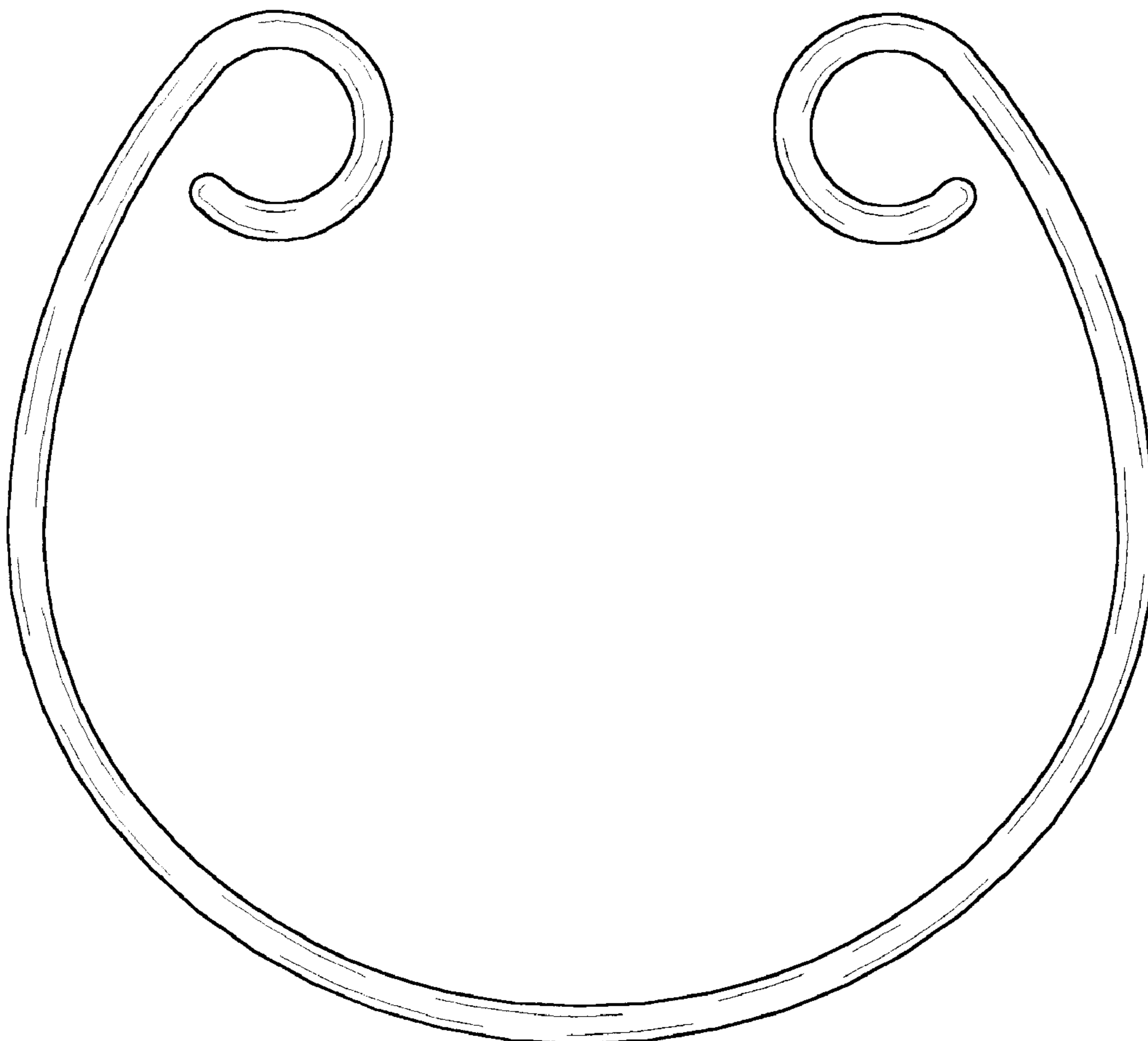
D. 240,995	8/1976	Hemphill	D7/409
D. 317,388	6/1991	White	D7/400
D. 322,735	12/1991	Morton	D7/400
D. 341,059	11/1993	Watson	D7/400
2,262,597	11/1941	Watrall	2306/202
3,758,923	9/1973	Maude	24/556
3,853,021	12/1974	Hayes	24/546
4,656,932	4/1987	Kopp	99/295

FIG. 4 is a rear elevational view of the coffee filter ring of FIG. 1; and,

FIG. 5 is a top, front, right side perspective view of the coffee filter ring of FIG. 1.

The broken lines showing a coffee filter and coffee filter basket in FIG. 5 are for illustrative purposes only and forms no part of the claimed invention.

1 Claim, 2 Drawing Sheets



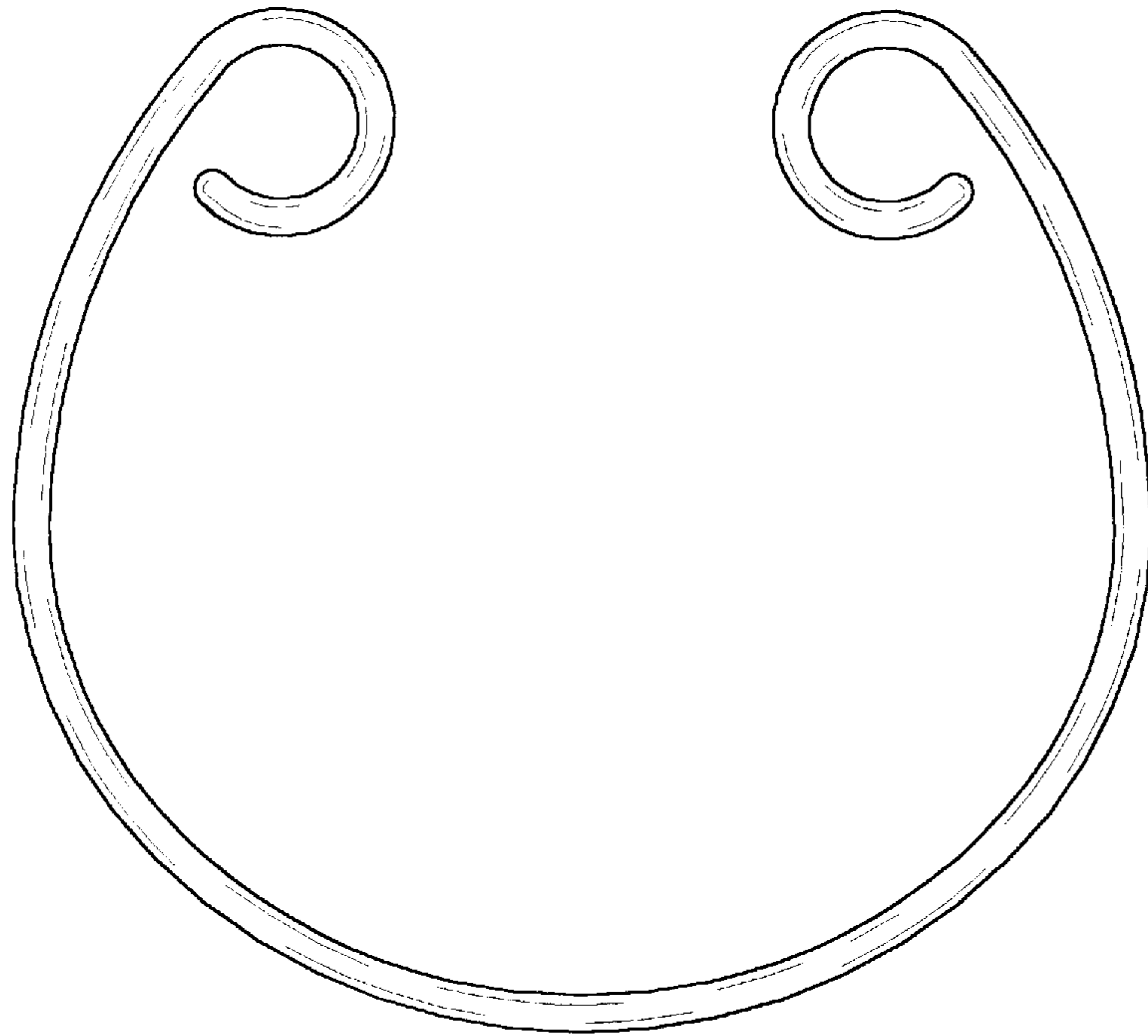


Fig. 1



Fig. 2




Fig. 3




Fig. 4

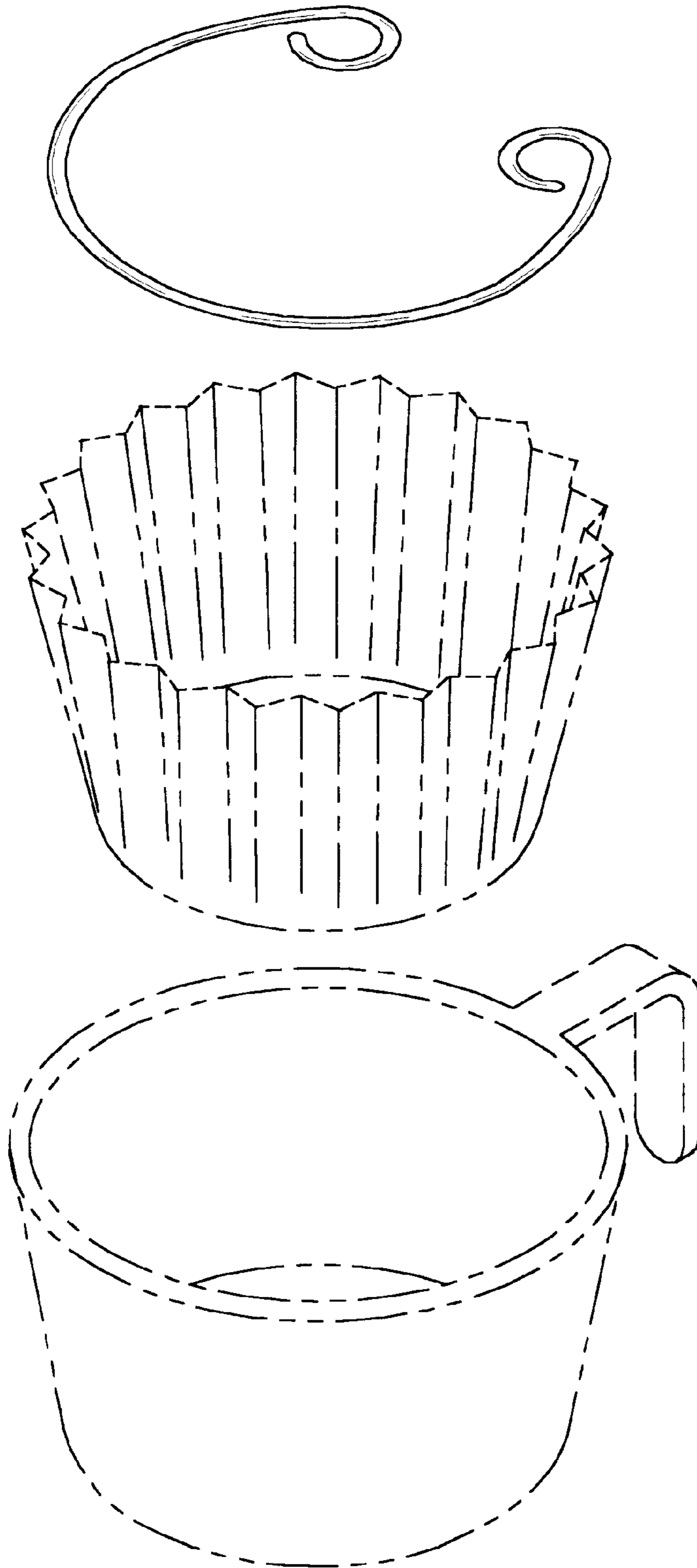


Fig. 5