



US00D426418S

# United States Patent [19]

Norvell et al.

[11] **Patent Number: Des. 426,418**

[45] **Date of Patent: \*\* Jun. 13, 2000**

[54] **WATER DISPENSER**

[76] Inventors: **Steven B. Norvell; Joseph J. Bangora,**  
both of 11760 Sorrento Valley Rd., #H,  
San Diego, Calif. 92121

[\*\*] Term: **14 Years**

[21] Appl. No.: **29/113,266**

[22] Filed: **Nov. 2, 1999**

[51] **LOC (7) Cl. .... 07-01**

[52] **U.S. Cl. .... D7/306; D7/300**

[58] **Field of Search .... D7/300, 306, 307,**  
D7/308, 311, 312, 322, 305, 397; D15/82;  
99/281; 222/145.7, 129.4, 105, 129

[56] **References Cited**

**U.S. PATENT DOCUMENTS**

- D. 197,867 3/1964 Cook ..... D7/307
- D. 256,124 7/1980 Adamson et al. .... D15/82
- D. 359,649 6/1995 Salkeld et al. .... D7/307

- D. 367,797 3/1996 Hauser, II et al. .... D7/307
- D. 376,949 12/1996 Barriault et al. .... D7/306
- D. 394,185 5/1998 Eddy et al. .... D7/392
- D. 399,088 10/1998 Chaney ..... D7/307

*Primary Examiner*—M. N. Pandozzi  
*Attorney, Agent, or Firm*—Frank G. Morkunas

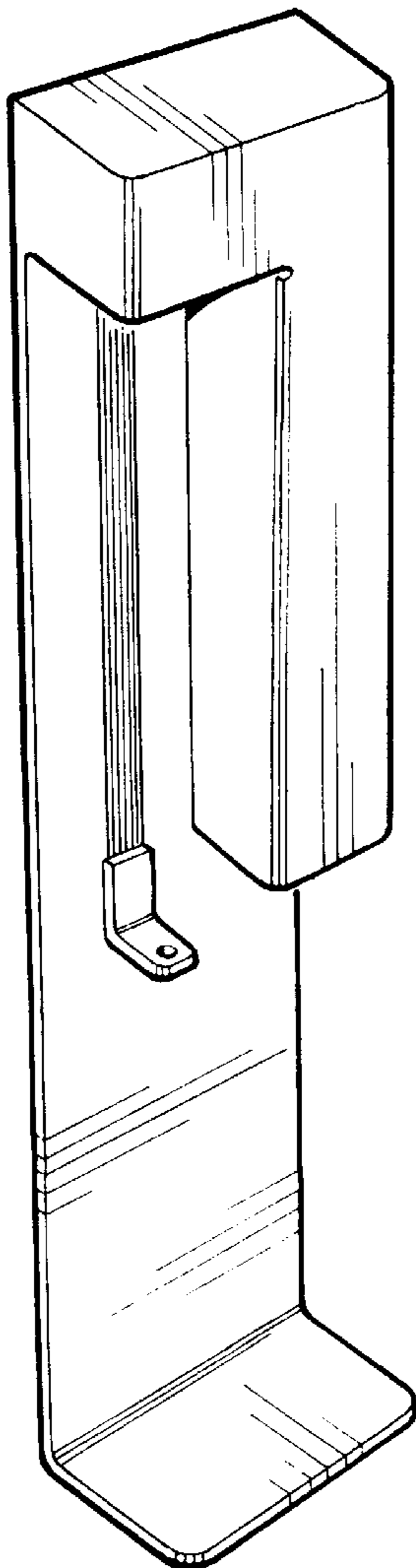
[57] **CLAIM**

We claim the ornamental design for the water dispenser, as shown and described.

**DESCRIPTION**

FIG. 1 is a perspective view of a water dispenser showing my new design;  
FIG. 2 is a top plan view thereof;  
FIG. 3 is a front elevation view thereof;  
FIG. 4 is a bottom plan view thereof;  
FIG. 5 is a right-side elevation view thereof;  
FIG. 6 is a rear-side elevation view thereof;  
FIG. 7 is a left-side elevation view thereof.

**1 Claim, 2 Drawing Sheets**



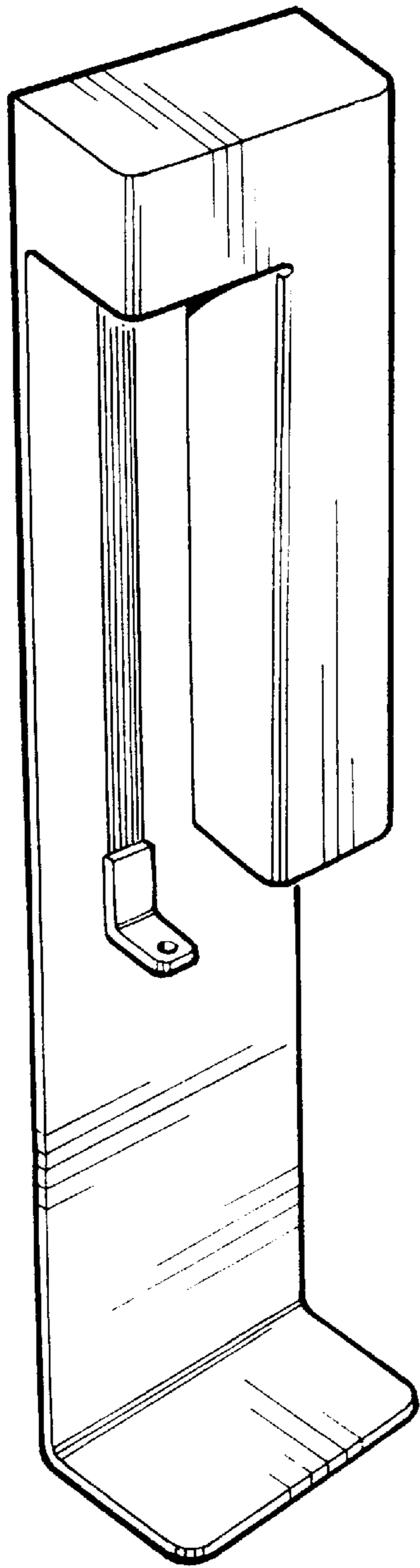


FIG. 1

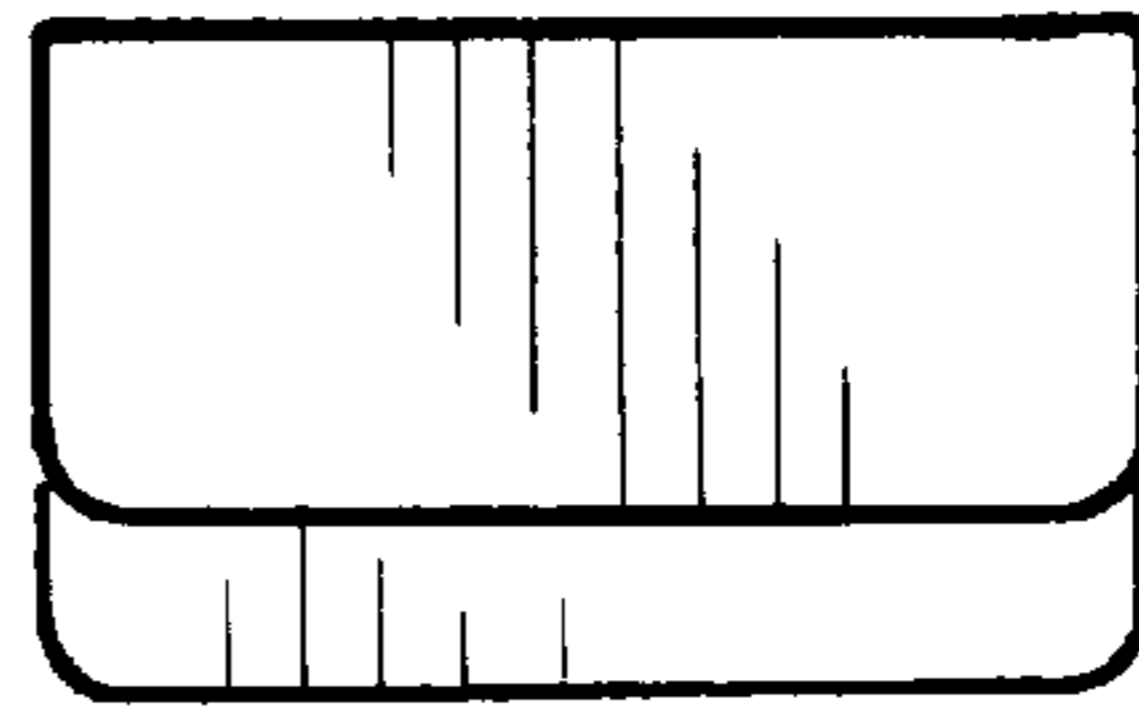


FIG. 2

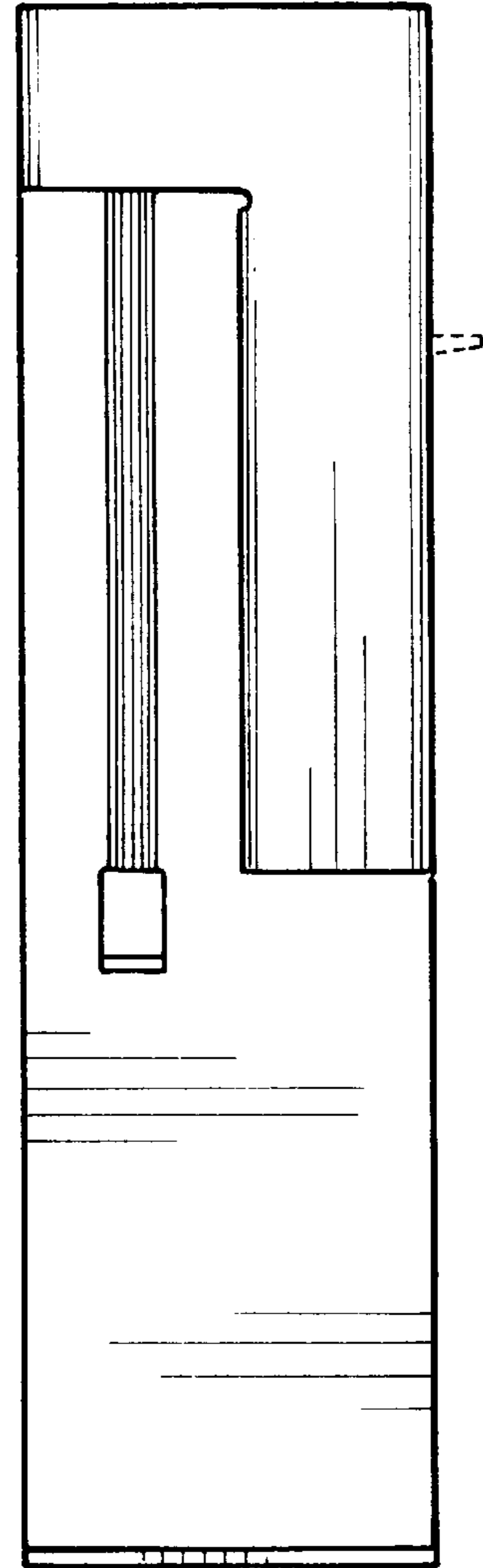


FIG. 3

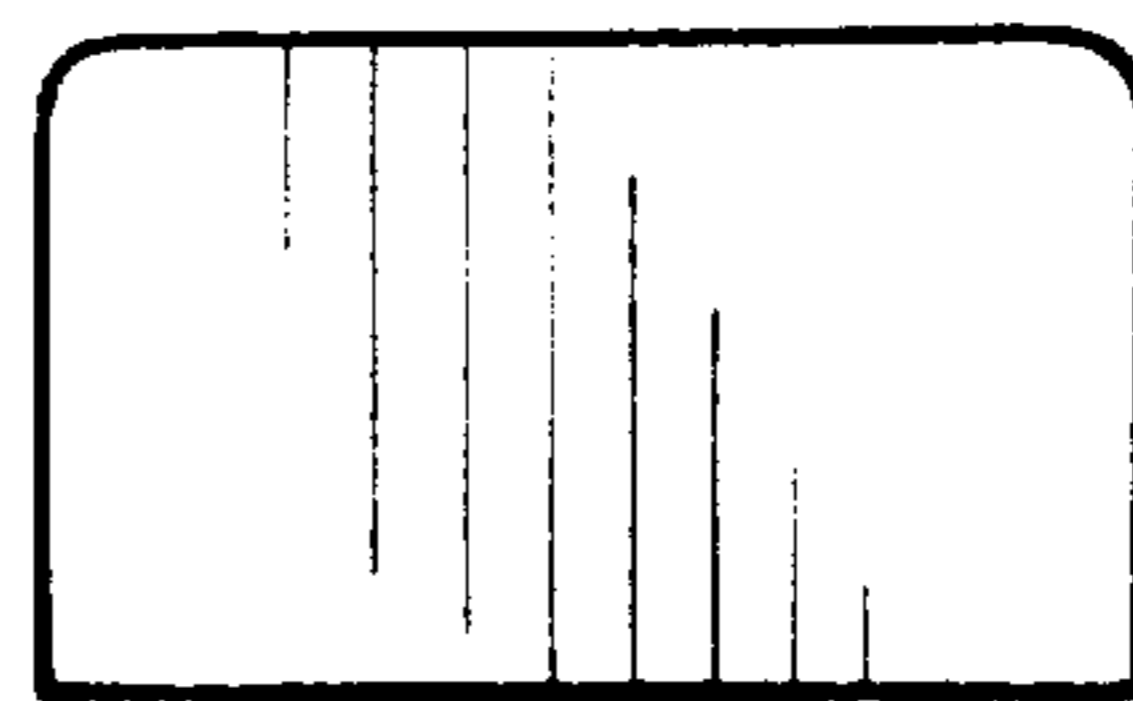


FIG. 4

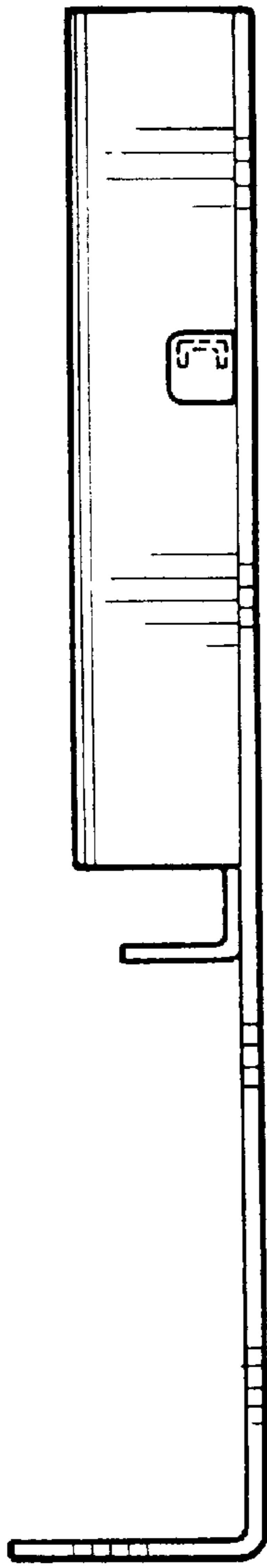


FIG. 5




FIG. 6

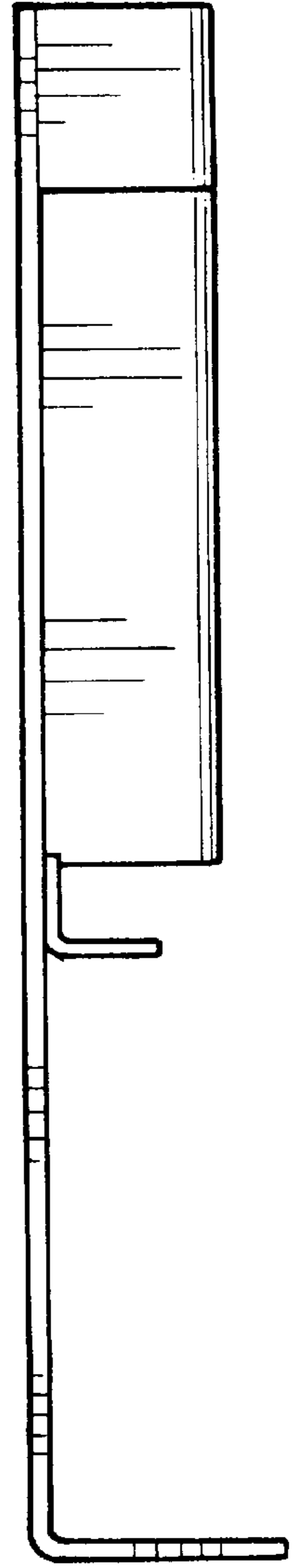


FIG. 7