



US00D426416S

United States Patent [19]
Petrishen

[11] **Patent Number: Des. 426,416**
[45] **Date of Patent: ** Jun. 13, 2000**

[54] **LOUNGE CHAIR COVER**

[76] Inventor: **Barbara J Petrishen**, 29 Newton St.,
Malden, Mass. 02148

[**] Term: **14 Years**

[21] Appl. No.: **29/102,837**

[22] Filed: **Apr. 1, 1999**

[51] **LOC (7) Cl.** **06-13**

[52] **U.S. Cl.** **D6/611**

[58] **Field of Search** D6/610, 611, 612,
D6/390; 297/225, 219.1, 224, 228.12, 228.13,
184.1; 150/158; D21/606

[56] **References Cited**

U.S. PATENT DOCUMENTS

D. 286,486	11/1986	Goble, Jr. et al.	D6/611
D. 313,503	1/1991	Senitt	D21/606
D. 387,393	12/1997	Tedesco et al.	D6/610
4,892,353	1/1990	Goddard	297/224
5,275,463	1/1994	Rocha	297/228.12
5,441,789	8/1995	Walker	297/228.12

Primary Examiner—Louis S. Zarfes
Assistant Examiner—Inga-Maria Hyttinen

[57] **CLAIM**

The ornamental design for a lounge chair cover, as shown and described.

DESCRIPTION

FIG. 1 is a top plan view of the lounge chair cover of the present invention;

FIG. 2 is a bottom plan view of the lounge chair cover of FIG. 1;

FIG. 3 is a right side elevational view of the lounge chair cover of FIG. 1, the right side elevational view being a mirror image thereof;

FIG. 4 is a front elevational view of the lounge chair cover of FIG. 1, the rear elevational view being a mirror image thereof; and,

FIG. 5 is a bottom, rear, right side perspective view of the lounge chair cover of FIG. 1 in use.

The broken lines showing a lounge chair in FIG. 5 are for illustrative purposes only and form no part of the claimed design.

1 Claim, 2 Drawing Sheets




FIG. 1


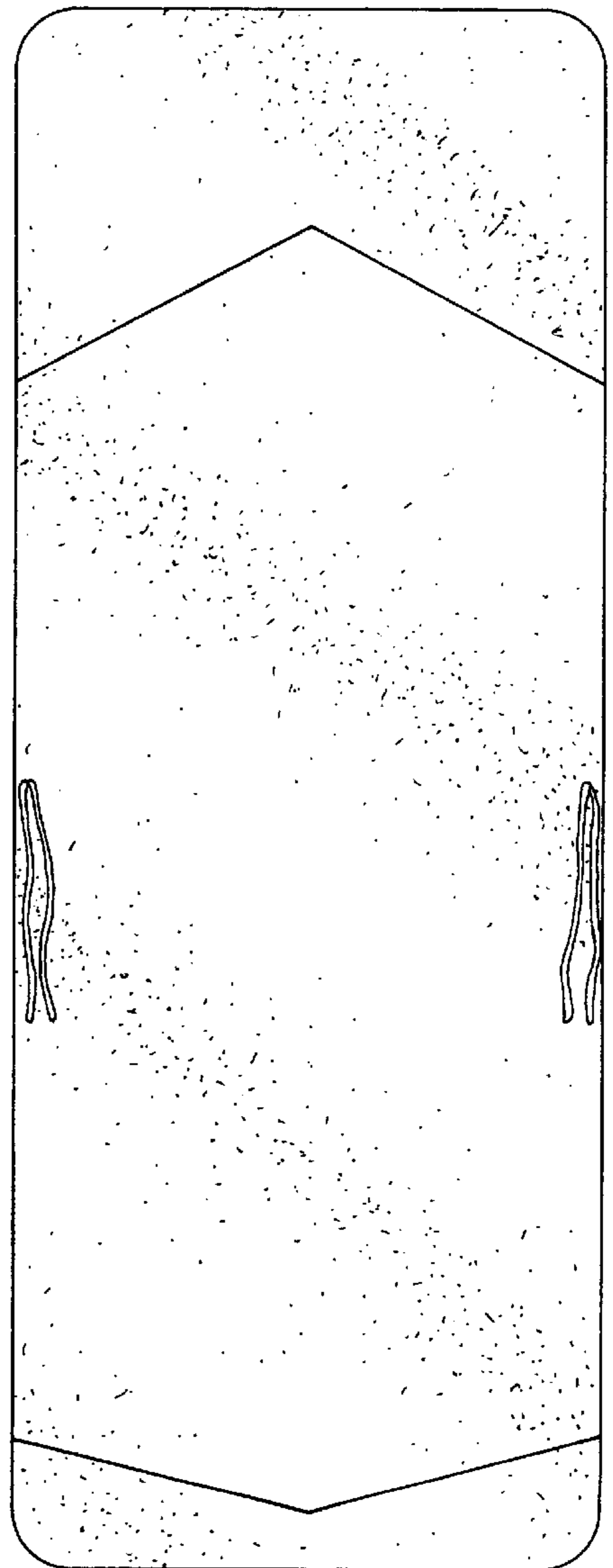


FIG. 3



FIG. 2



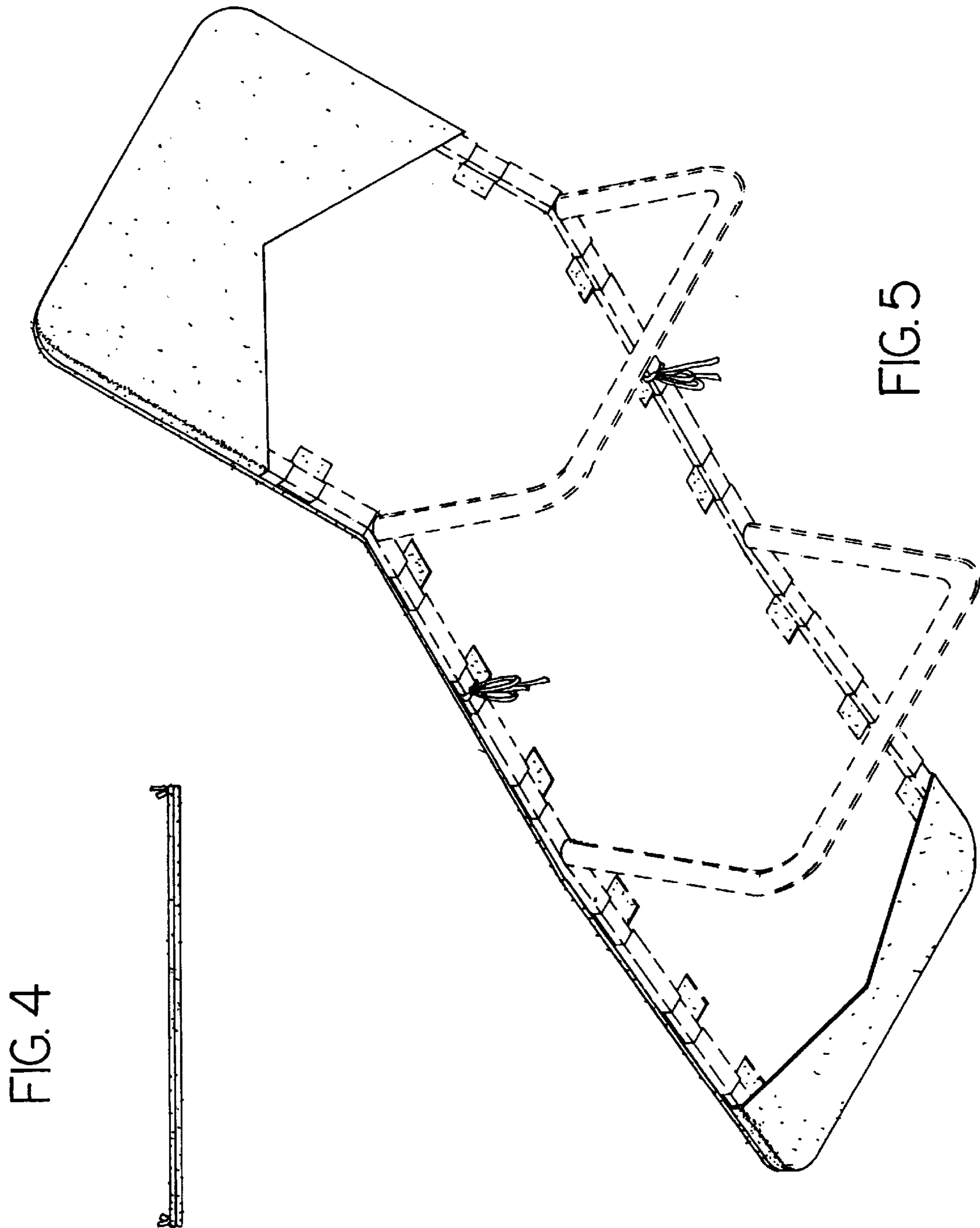


FIG. 4

FIG. 5